



## Live hog prices dressed weight

Weight interval	DKK / Kg	
	18.02.2019 – 24.02.2019	11.02.2019 – 17.02.2019
	(Week 8)	(Week 7)
50,0 - 59,9 Kg	4,50-5,50	4,50-5,50
60,0 - 69,9 Kg	6,50-8,35	6,50-8,35
<b>70,0 - 94,9 Kg</b>	<b>8,50</b>	<b>8,50</b>
95,0 - 95,9 Kg	8,30	8,30
96,0 - 96,9 Kg	8,10	8,10
97,0 - 97,9 Kg	7,90	7,90
98,0 - 98,9 Kg	7,60	7,60
99,0 - 99,9 Kg	7,30	7,30
100,0-103,9 Kg	6,90	6,90
104,0-109,9 Kg	6,60	6,60

Statistics	DKK / Kg	
	Week 6, 2019	Week 6, 2018
Killings - Danish Crown	263.557	270.967
Hereof sows	4.539	4.814
Average weight	85,64	86,90
Weight interval 50,0 -	3,12%	4,38%
Weight interval 74,0 -	92,09%	90,38%
Weight interval 96,0 -	4,79%	4,75%
Average meat contents	61,30	60,58
Per kg / dressed (DKK)	8,63	8,61
Per hog / dressed (DKK)	739	748



Best regards  
Danish Crown


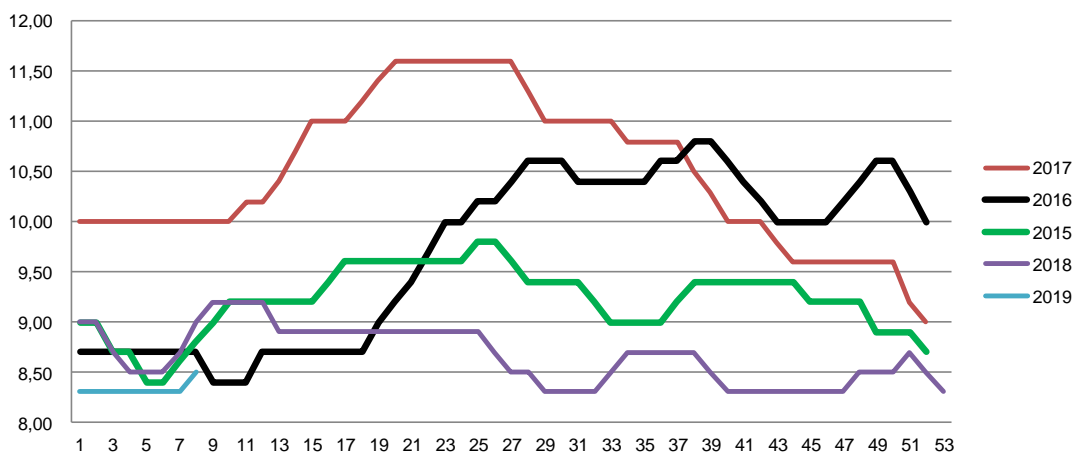




## Weekly pig price – Danish Crown

Week	2019	2018
1	8,30	9,00
2	8,30	9,00
3	8,30	8,70
4	8,30	8,50
5	8,30	8,50
6	8,30	8,50
7	8,50	8,70
8	8,50	9,00
9		9,20
10		9,20
11		9,20
12		9,20
13		8,90
14		8,90
15		8,90
16		8,90
17		8,90
18		8,90
19		8,90
20		8,90
21		8,90
22		8,90
23		8,90
24		8,90
25		8,90
26		8,70

Week	2019	2018
27		8,50
28		8,50
29		8,30
30		8,30
31		8,30
32		8,30
33		8,50
34		8,70
35		8,70
36		8,70
37		8,70
38		8,70
39		8,50
40		8,30
41		8,30
42		8,30
43		8,30
44		8,30
45		8,30
46		8,30
47		8,50
48		8,50
49		8,50
50		8,70
51		8,50
52		8,30
Average (week)	8,35	8,67



Best regards  
Danish Crown

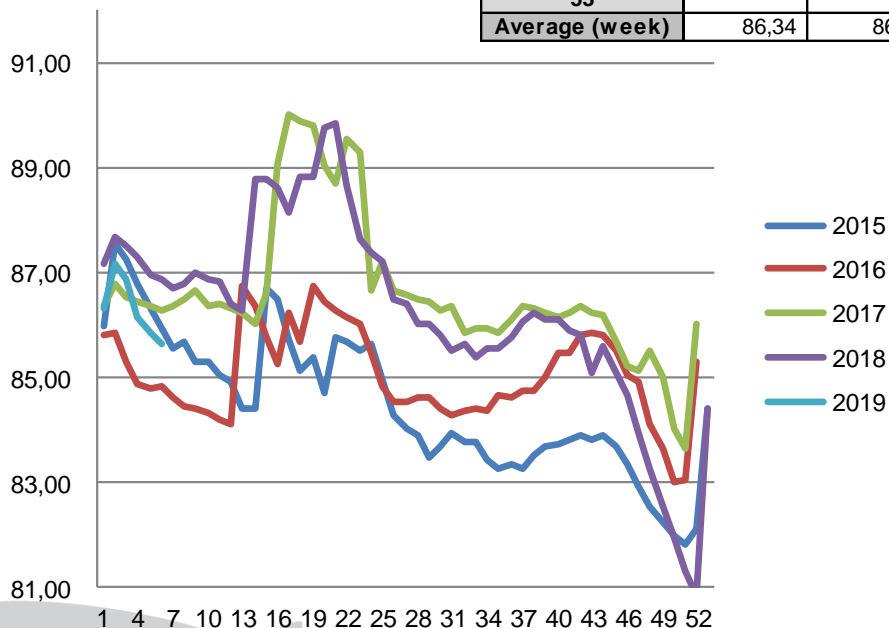




## Average weight, Danish Crown (dressed) kg

Week	2109	2018
1	86,31	87,18
2	87,17	87,67
3	86,90	87,52
4	86,14	87,32
5	85,87	86,95
6	85,64	86,90
7		86,71
8		86,81
9		86,99
10		86,90
11		86,82
12		86,40
13		86,27
14		88,80
15		88,77
16		88,60
17		88,16
18		88,83
19		88,84
20		89,77
21		89,87
22		88,65
23		87,66
24		87,40
25		87,23
26		86,49

Week	2019	2018
27		86,43
28		86,02
29		86,03
30		85,80
31		85,54
32		85,64
33		85,41
34		85,56
35		85,57
36		85,78
37		86,06
38		86,26
39		86,11
40		86,12
41		85,91
42		85,82
43		85,62
44		85,08
45		84,69
46		83,94
47		83,25
48		82,53
49		81,95
50		81,31
51		80,86
52		84,41
53		
<b>Average (week)</b>	86,34	86,29



Best regards  
Danish Crown


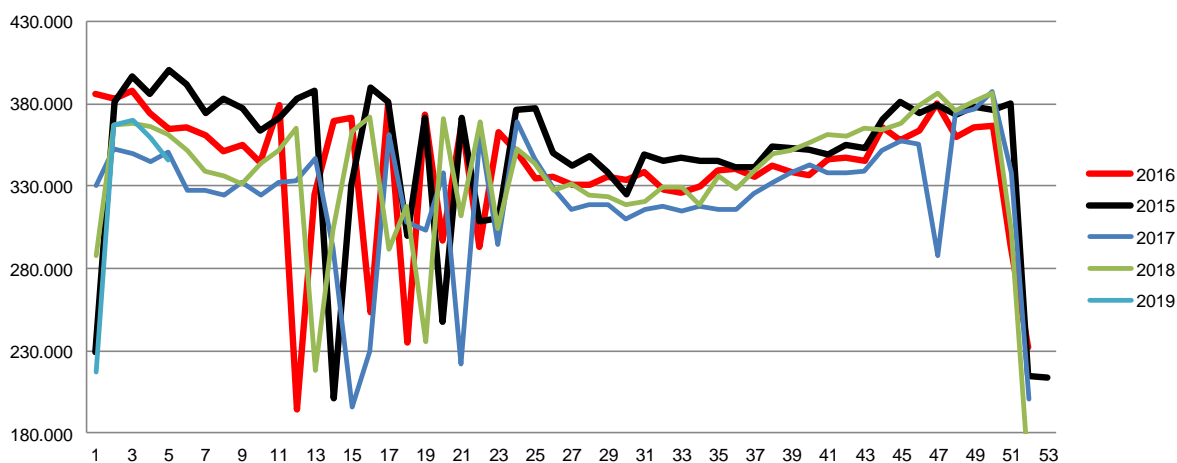




## Total killings Denmark (98 % of all slaughtering's)

Week	2019	2018
1	217.081	287.789
2	367.355	367.703
3	369.764	368.047
4	359.584	366.312
5	346.402	361.495
6		352.145
7		339.607
8		336.613
9		331.154
10		343.691
11		351.578
12		365.200
13		218.444
14		303.033
15		363.829
16		371.945
17		291.607
18		317.876
19		235.481
20		371.516
21		311.691
22		369.643
23		304.448
24		352.632
25		343.770
26		327.658

Week	2019	2018
27		331.814
28		325.072
29		324.018
30		318.614
31		321.250
32		329.917
33		329.555
34		318.566
35		336.158
36		328.251
37		338.962
38		349.571
39		352.234
40		356.258
41		361.609
42		360.885
43		364.912
44		364.067
45		368.260
46		378.509
47		386.643
48		376.153
49		381.869
50		386.215
51		302.451
52		151.352
53		
<b>Average (week)</b>	332.037	336.501
<b>Total (year)</b>	1.660.186	17.498.072



Best regards  
Danish Crown

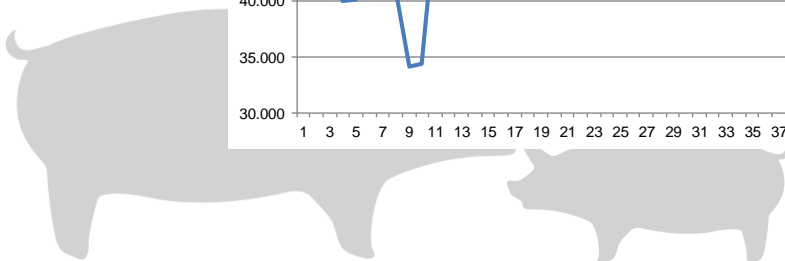
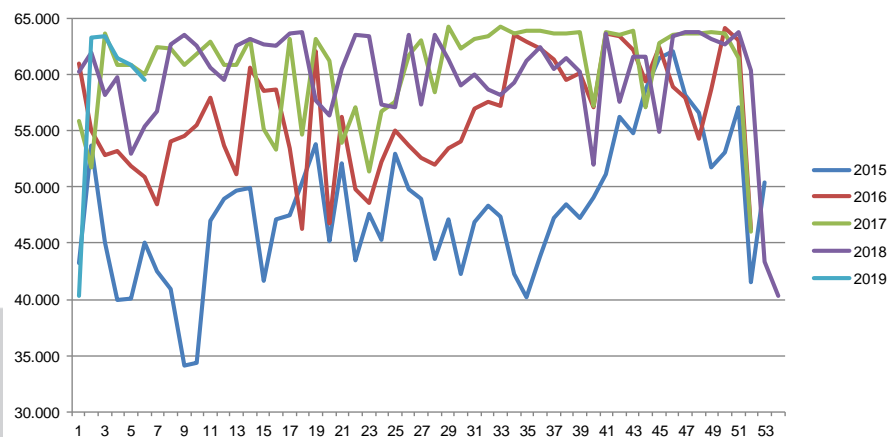




## Weekly slaughtering's Danish Crown Essen

Week	2019	2018
1	40.367	56.737
2	63.329	62.716
3	63.408	63.596
4	61.468	62.579
5	60.896	60.584
6	59.523	59.507
7		62.597
8		63.178
9		62.731
10		62.555
11		63.673
12		63.832
13		57.666
14		56.402
15		60.480
16		63.566
17		63.393
18		57.370
19		57.111
20		63.484
21		57.400
22		63.529
23		61.383
24		59.021
25		60.077
26		58.620

Week	2019	2018
27		60.288
28		61.979
29		58.152
30		59.792
31		52.909
32		55.428
33		58.217
34		59.343
35		61.192
36		62.419
37		60.560
38		61.439
39		60.210
40		51.964
41		63.697
42		57.580
43		61.566
44		54.946
45		63.462
46		63.786
47		63.817
48		63.222
49		62.646
50		63.754
51		60.394
52		43.394
53		
<b>Average (week)</b>	58.165	60.191
<b>Total (year)</b>	348.991	3.129.943
<b>Change (week)</b>	-3,37%	-0,76%



Best regards  
Danish Crown






## Denmark's export of pork meat Jan. – Nov. 2018

Jan.- Nov. 2018

Total	
Germany	557.668
Poland	296.252
UK	192.378
Italy	119.744
Sweden	31.248
Netherlands	30.202
France	17.569
Spain	12.733
Other EU countries	78.443
<b>EU total</b>	<b>1.336.236</b>
China	209.255
Japan	107.730
Australia	40.694
USA	34.889
South Korea	16.033
Taiwan	12.148
Belarus	11.352
Ukraine	8.658
Philippines	7.543
Other 3. countries	44.083
<b>3. countries total</b>	<b>492.412</b>
<b>Export total</b>	<b>1.828.648</b>

Jan.- Nov. 2017

Total	
Germany	509.978
Poland	276.993
UK	187.150
Italy	110.317
Sweden	32.619
Netherlands	29.052
France	18.017
Spain	14.306
Other EU countries	84.764
<b>EU total</b>	<b>1.263.198</b>
China	224.750
Japan	108.560
Australia	40.926
USA	31.884
Taiwan	15.021
South Korea	14.951
Hong Kong	7.727
Philippines	6.111
Other 3. countries	37.635
<b>3. countries total</b>	<b>492.416</b>
<b>Export total</b>	<b>1.755.614</b>



Best regards  
Danish Crown






## Top 10 importers of Danish pork meat

The top 10 is ranked based on the value of the Danish Export of pork meat in Jan.-Nov. 2018. All pork meat (incl. live pigs) is included in the figures below

Country	Jan.- Nov. 2018		Jan.-Nov. 2017	
	Value in billion DKK	Tonnage	Value in billion DKK	Tonnage
Germany	6.362	557.668	7.174	509.978
Poland	3.807	296.252	4.537	276.993
Japan	3.107	107.730	3.384	108.560
UK	3.032	192.378	3.160	187.150
China/ Hong Kong	2.273	215.215	2.813	232.477
Italy	1.592	119.744	1.705	110.317
USA	854	34.889	957	31.884
Australia	812	40.694	913	40.926
Sweden	649	31.248	701	32.619
France	396	17.569	428	18.017
<b>Top 10 total</b>	<b>22.884</b>	<b>1.613.287</b>	<b>25.772</b>	<b>1.548.921</b>
Other countries	3.675	215.262	3.829	206.693
<b>Total</b>	<b>26.559</b>	<b>1.828.648</b>	<b>29.601</b>	<b>1.755.614</b>



Best regards  
Danish Crown

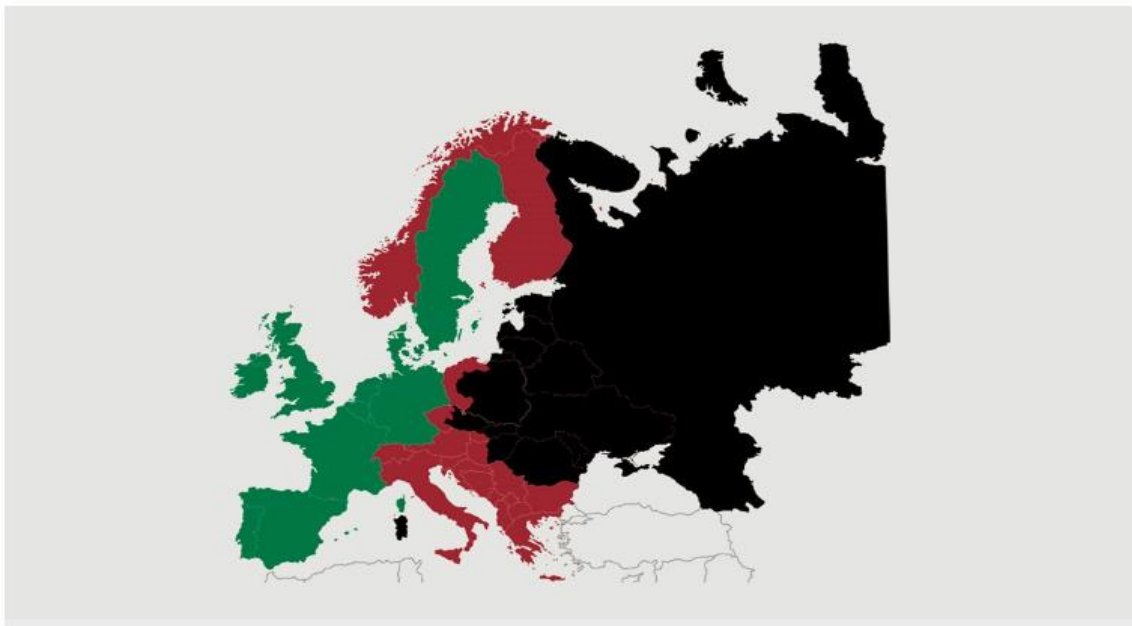




## African swine fever

The EU Commission's reporting system for African swine fever for EU countries and Ukraine has been updated until 27<sup>th</sup> of January

Country	Period		Year to date	
	January 13th - January 27th		January 1 <sup>st</sup> – January 27th	
	Pigs	Wild boars	Pigs	Wild boars
Estonia		18		24
Latvia		27		70
Lithuania		35		67
Poland		125		223
Italy		8		10
Ukraine	1		1	
Czech Republic				
Romania	10	31	22	44
Hungary		64		95
Bulgaria				
Belgium		44		67
<b>Total</b>	<b>11</b>	<b>352</b>	<b>23</b>	<b>600</b>



Black area: High risk and high readiness

Red area: High risk

Green area: Risk



Best regards  
Danish Crown







## African swine fever outbreaks in China



Outbreaks	Cities/Regions
1st outbreak	Shenyang
2nd outbreak	Zhengzhou
3rd outbreak	Lianyungang
4th outbreak	Wenzhou
5th outbreak	WuhuCity
6th outbreak	Xuancheng
7th outbreak	xuancheng
8th outbreak	Wuxi
9th outbreak	Chuzhou
10th outbreak	Jiamusi
11th outbreak	Wuhu City
12th outbreak	Xuancheng
13th outbreak	Jiamusi
14th outbreak	Tongling
15th outbreak	Jilin
16th outbreak	Xilin Gol
17th outbreak	Gongzhuling

Outbreaks	Cities/Regions
18th outbreak	Hohhot
19th outbreak	Songyuan
20th outbreak	Yingkou
21th outbreak	Zhaotong
22th outbreak	Luotian
23th outbreak	Baojing
24th outbreak	Qingyang
25th outbreak	Wuxue
26th outbreak	Sichuan
27th outbreak	Harbin
28th outbreak	Yunnan
29th outbreak	Jinshan
30th outbreak	Jiangxi
31th outbreak	Shaanxi
32th outbreak	Heilongjiang
33th outbreak	Tongzhou
34th outbreak	Linfen

Best regards  
Danish Crown

