

Live hog prices dressed weight

Weight interval	DKK / Kg	
	29.07.2024 -04.08.2024 (Week 31)	22.07.2024 -28.07.2024 (Week30)
50,0-59,9	6,40-7,40	6,40-7,40
60,0-62,9	8,40-8,90	8,40-8,90
63,0-65,9	9,15-9,65	9,15-9,65
66,0-68,9	9,80-10,10	9,80-10,10
69,0-72,9	10,25-10,90	10,25-10,90
73,0-99,9	11,40	11,40
100,0-100,9	11,15	11,15
101,0-101,9	10,70	10,70
102,0-102,9	10,25	10,25
103,0-103,9	9,60	9,60
104,0-104,9	9,50	9,50
105,0-106,9	9,40	9,40
107,0-109,9	8,90	8,90
110,0-	8,20	8,20
Statistics	Week 29, 2024	Week 29, 2023
Killings - Danish Crown	186.394	189.894
Hereof sows	4.223	3.961
Average weight (dressed) kg.	88,10	88,30
Weight interval 50,0 - 69,9 Kg	1,99%	2,27%
Weight interval 70,0 - 94,9 Kg	94,60%	92,49%
Weight interval 95,0 - 109,9 Kg	3,40%	5,24%
Average meat contents	59,50	59,39
Per kg / dressed (DKK)	12,13	14,27
Per hog / dressed (DKK)	1.068	1.260

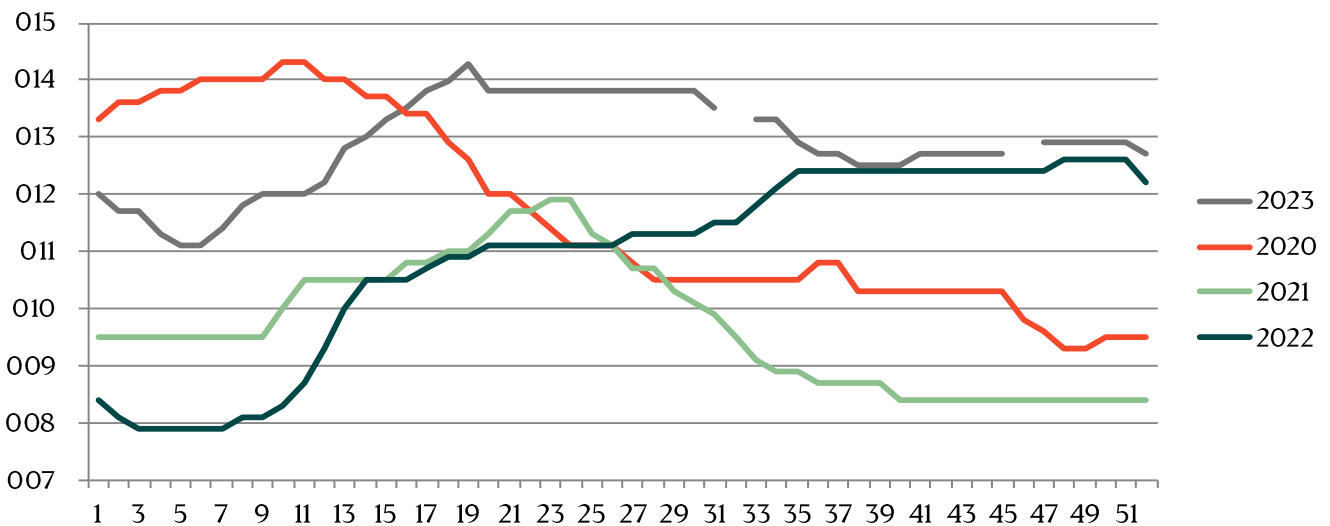
Best regards,

Danish Crown

Weekly pig price – Danish Crown

Week	2024	2023
1	12,7	12
2	12,05	11,7
3	12,2	11,7
4	11,8	11,3
5	11,8	11,1
6	11,8	11,1
7	11,8	11,4
8	12,1	11,8
9	12,1	12
10	12,3	12
11	12,3	12
12	12,3	12,2
13	12,3	12,8
14	12,3	13
15	12,3	13,3
16	12,3	13,5
17	12,3	13,8
18	12	13,97
19	12	14,29
20	12	13,8
21	12	13,8
22	12	13,8
23	12	13,8
24	11,8	13,8
25	11,8	13,8
26	11,8	13,8

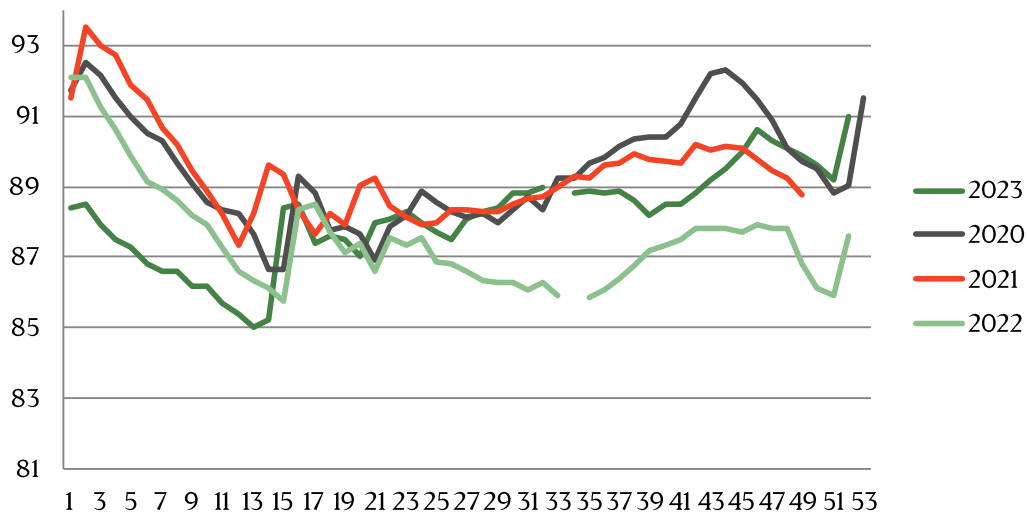
Week		
		13,8
28	11,8	13,8
29	11,8	13,8
30	11,4	13,8
31	11,4	13,5
32		
33		13,3
34		13,3
35		12,9
36		12,7
37		12,7
38		12,5
39		12,5
40		12,5
41		13
42		12,7
43		12,7
44		12,7
45		12,7
46		
47		12,9
48		12,9
49		12,9
50		12,9
51		12,9
52		12,7
Average (week)		



Best regards,
Danish Crown

Average weight, Danish Crown (dressed) kg

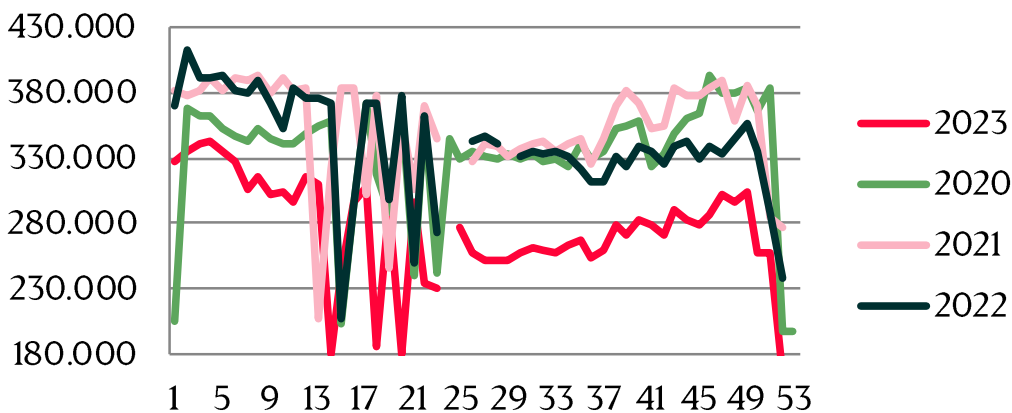
Week	2024	2023	Week	2023
1	93,7	88,4	27	89,1
2	94,6	88,5	28	88,5
3	94,6	87,9	29	88,1
4	94,2	87,5	30	88,8
5	93,8	87,3	31	88,8
6	93,4	86,8	32	89
7	93,3	86,6	33	
8	93,1	86,6	34	88,8
9	92,6	86,2	35	88,9
10	93,79	86,2	36	88,8
11	93,63	85,7	37	88,9
12	93,08	85,4	38	88,6
13	93,84	85	39	88,2
14	94,44	85,2	40	88,5
15	93,95	88,4	41	88,5
16	93,42	88,5	42	88,8
17	93,98	87,4	43	89,2
18	94,48	87,6	44	89,5
19	90,4	87,5	45	90
20	91,3	87	46	90,6
21	91,5	88	47	90,3
22	90,9	88,1	48	90,1
23	90,5	88,3	49	89,9
24	90,6	88	50	89,6
25	90	87,7	51	89,2
26	89,8	87,5	52	91
			53	
			Average (week)	



Best regards,
Danish Crown

Total killings Denmark (98 % of all slaughtering)

Week	2024	2023	Week	2023
1	190.726	327.208	27	265.199
2	288.225	334.785	28	259.342
3	282.375	339.861	29	250.353
4	294.376	342.823	30	256.281
5	283.701	335.876	31	261.268
6	292.423	326.686	32	259.387
7		306.676	33	256.385
8	299.543	315.066	34	262.859
9	306.040	301192	35	267.714
10	302.617	304.322	36	254.002
11	299.458	295.416	37	259.382
12	307.993	315.105	38	278.798
13	308.313	309.608	39	270.901
14	254.331	178.632	40	281.681
15	305.662	242.033	41	279026
16	304.627	296.528	42	269.820
17	304.357	307.310	43	290.769
18	242539	185.636	44	282407
19	194.060	291.673	45	278.410
20	305.985	179.053	46	287.258
21	244.605	295.803	47	302.123
22	288.373	233.718	48	296.753
23	227.691	229.817	49	303.152
24			50	257.178
25		276.329	51	257.178
26	259.800	256.539	52	163.702
			53	
			Average (week)	
			Total (year)	

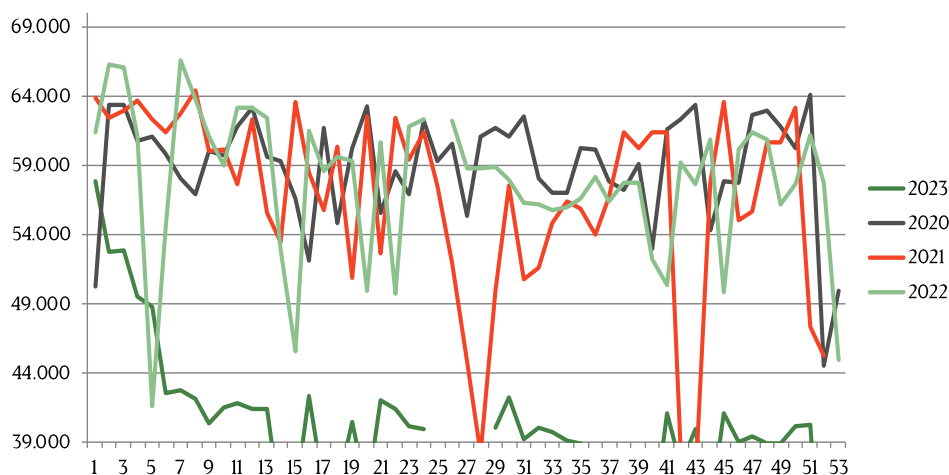


Best regards,
Danish Crown

Weekly slaughtering's Danish Crown Essen

Week	2024	2023
1	33.508	57.867
2	39.696	52709
3	39.963	52844
4	40.949	49.518
5	40.523	48762
6	51.122	42.464
7	51.181	42.706
8	51.721	42106
9	51.663	40341
10	50.959	41433
11	52.025	41.726
12	52.015	41.316
13	44.149	41381
14	43.431	34205
15	53.283	35043
16	54.081	42248
17	56.088	35631
18	47.023	35.664
19	47.125	40.401
20	58.496	35.179
21	44.650	41.975
22	56.827	41.390
23	56.158	40.132
24	56.648	39.901
25	54.839	
26	54.503	

Week		
27	57.656	
28	54.413	
29		39997
30		42.192
31		39.192
32		40.034
33		39.660
34		39.096
35		38.859
36		35.620
37		37.145
38		37.378
39		38.164
40		32.749
41		41.020
42		37.240
43		39.895
44		33.918
45		41.021
46		38.912
47		39.347
48		38.856
49		38.879
50		40.133
51		40248
52		26.124
53		
Average (week)		
Total (year)		
Change (week)		

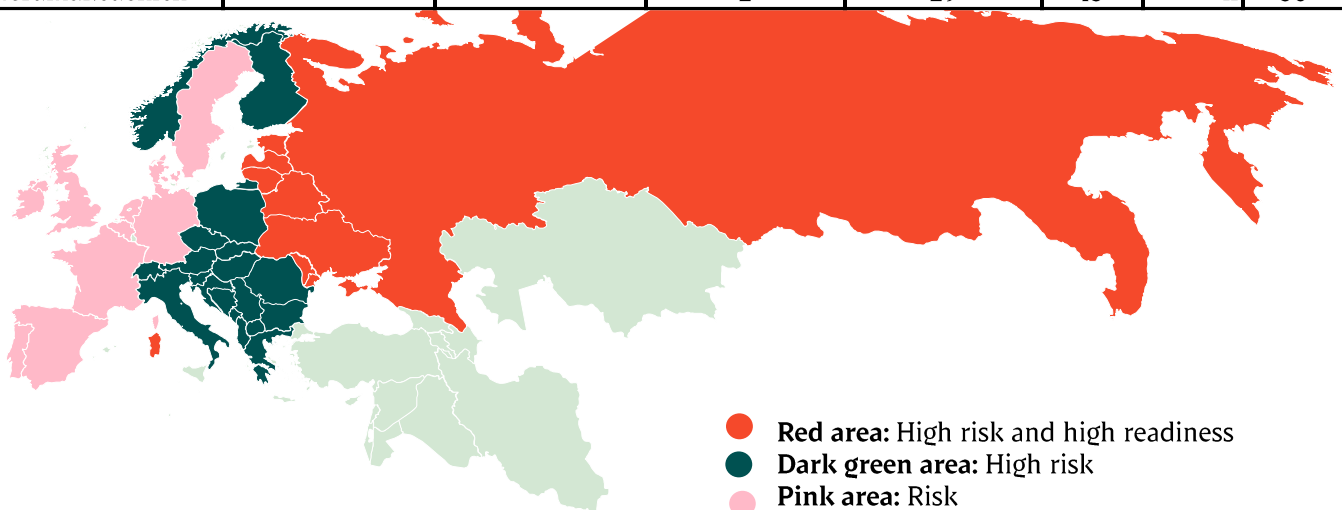


Best regards,
Danish Crown

African swine fever

The EU Commission's reporting system for African swine fever for EU countries and Ukraine has been updated until 24th of July.

Country	Period July 11th - July 17th 2024		Year to date January 1st - July 17th 2024		2023		2022	
	Piġs	Wild boars	Piġs	Wild boars	Piġs	Wild boars	Piġs	Wild boars
Estonia		3		10	2	53		
Latvia		35	4	427	8	730	6	9
Lithuania	2	5	5	333	3	439	16	3
Poland	5	22	22	1.045	30	2.744	14	2
Italy (Sardinia)		12		1.054	17	1.047	4	2
Ukraine	4		27	11	37	9	7	
Czech Republic		1		26		56		
Romania	17	5	93	102	740	292	329	4
Hungary		3		239		407		5
Bulgaria			1	95	3	322	2	3
Slovakia		4		91		546	5	5
Serbia	6	2	116	82	991	213	107	1
Moldova			6	6	19			
Montenegro				1		6	14	
Bosnia-Herzegovina	4	1	23	35	1.508	22		
Croatia	1		1	38	1.124	11		
Nordmakedonien			2	29	15	41	30	



Best regards,
Danish Crown

African swine fever outbreaks in China



Cities/Regions		
Shenyang	Harbin	Great Khinogan Mountains
Zhengzhou	Yunnan	Yulin
Lianyungang	Jinshan	Guigang
Wenzhou	Jiangxi	Chongqing
Xuancheng	Shaanxi	Bome
Wuxi	Heilongjiang	Bayi
Chuzhou	Tongzhou	Gongbo'gyamda
Jiamusi	Linfen	Urumqi
Tongling	Daitongzhuangcun	Hubei
Xilin Gol	Qianshanzhen	Shizhu
Wuhu City	Huxian	Chengmai
Jilin	Dongjiang Avenue	
Songyuan	Yongning	
Gongzhuling	Siyang	
Horgin	Jiangsu	
Hohhot	Suihua	
Yingkou	Guizhou	
Zhaotong	Sanming	
Luotian	Zhuhai	
Baojing	Jinan	
Qingyang	Jinzhou	
Wuxue	Panjin	
Sichuan	Xushui	

Best regards,
Danish Crown

Top 10 importers of Danish pork meat

The top 10 is ranked based on the value of the Danish Export of pork meat in January – October 2021. All pork meat (incl. live pigs) is included in the figures below

Country	January - Nov. 2023		January - Nov. 2022	
	Value in million DKK	Tonnage	Value in million DKK	Tonnage
Chian/Hong Kong	3.197	194.355	5.678	333.234
Germany	7.991	357.640	5.548	376.264
Poland	6.861	326.247	4.000	316.819
Japan	1.991	67.466	2.905	98.550
UK	3.528	139.384	2.807	140.564
Italy	2.429	108.790	1.981	125.802
USA	954	29.565	1.321	41.049
Australia	874	32.244	1059	47.872
Sweden	712	24.871	641	25.291
Philippines	650	21.455	447	18.733
Top 10 total	29.187	1.302.017	26.387	1.524.178
Other countries	6.191	247.911	5.303	262.223
Total	35.378	1.549.928	31.690	1.786.401