

Live hog prices dressed weight

Weight interval	DKK / Kg	
	20.03.2017 – 26.03.2017	13.03.2017 – 19.03.2017
	(Week 12)	(Week 11)
50,0 - 59,9 Kg	6,20 - 7,20	6,20 - 7,20
60,0 - 73,9 Kg	8,70 - 10,05	8,70 - 10,05
74,0 - 95,9 Kg	10,20	10,20
96,0 - 96,9 Kg	10,00	10,00
97,0 - 97,9 Kg	9,60	9,60
98,0 - 98,9 Kg	9,30	9,30
99,0 - 99,9 Kg	9,00	9,00
100,0 - 109,9 Kg	7,70	7,70

Statistics	DKK / Kg	
	Week 10, 2017	Week 10, 2016
Killings - Danish Crown	252.249	267.431
Hereof sows	5.174	5.657
Average weight	86,39	84,34
Weight interval 50,0 -	4,55%	4,19%
Weight interval 70,0 -	90,94%	89,93%
Weight interval 92,0 -	4,52%	5,87%
Average meat contents	60,63	60,70
Per kg / dressed (DKK)	10,08	8,47
Per hog / dressed (DKK)	871	714




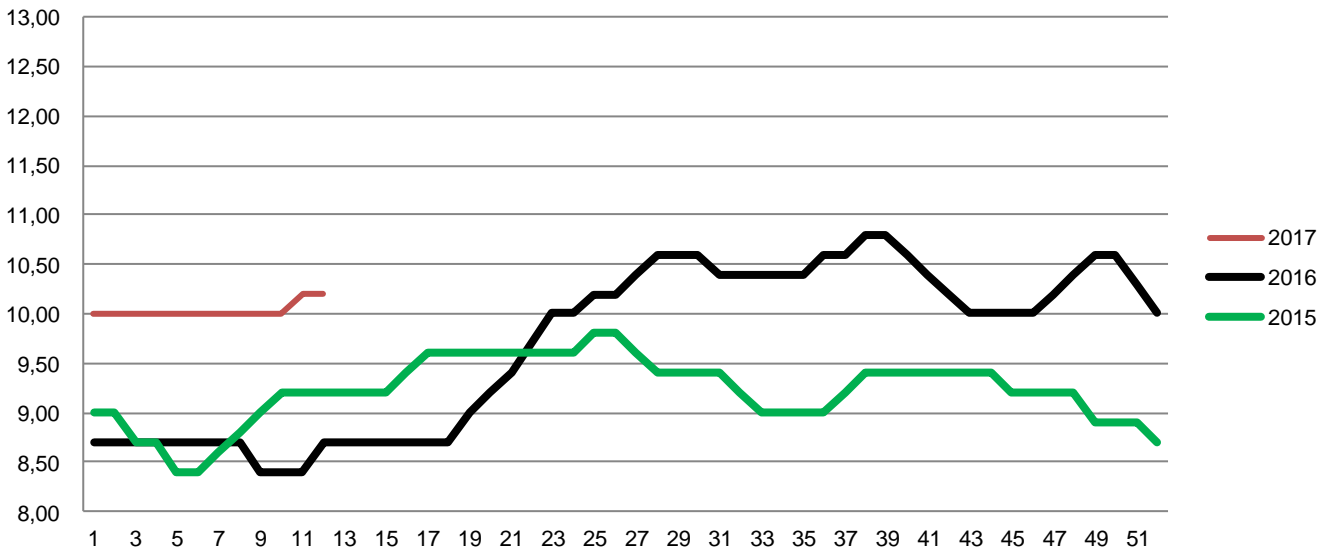
Best regards
Danish Crown



Weekly pig price – Danish Crown

Week	2017	2016	2015
1	10,00	8,70	9,00
2	10,00	8,70	9,00
3	10,00	8,70	8,70
4	10,00	8,70	8,70
5	10,00	8,70	8,40
6	10,00	8,70	8,40
7	10,00	8,70	8,60
8	10,00	8,70	8,80
9	10,00	8,40	9,00
10	10,00	8,40	9,20
11	10,20	8,40	9,20
12	10,20	8,70	9,20
13		8,70	9,20
14		8,70	9,20
15		8,70	9,20
16		8,70	9,40
17		8,70	9,60
18		8,70	9,60
19		9,00	9,60
20		9,20	9,60
21		9,40	9,60
22		9,70	9,60
23		10,00	9,60
24		10,00	9,60
25		10,20	9,80
26		10,20	9,80

Week	2017	2016	2015
27		10,40	9,60
28		10,60	9,40
29		10,60	9,40
30		10,60	9,40
31		10,40	9,40
32		10,40	9,20
33		10,40	9,00
34		10,40	9,00
35		10,40	9,00
36		10,60	9,00
37		10,60	9,20
38		10,80	9,40
39		10,80	9,40
40		10,60	9,40
41		10,40	9,40
42		10,20	9,40
43		10,00	9,40
44		10,00	9,40
45		10,00	9,20
46		10,00	9,20
47		10,20	9,20
48		10,40	9,20
49		10,60	8,90
50		10,60	8,90
51		10,30	8,90
52		10,00	8,70
Average (week)	10,03	9,69	9,22



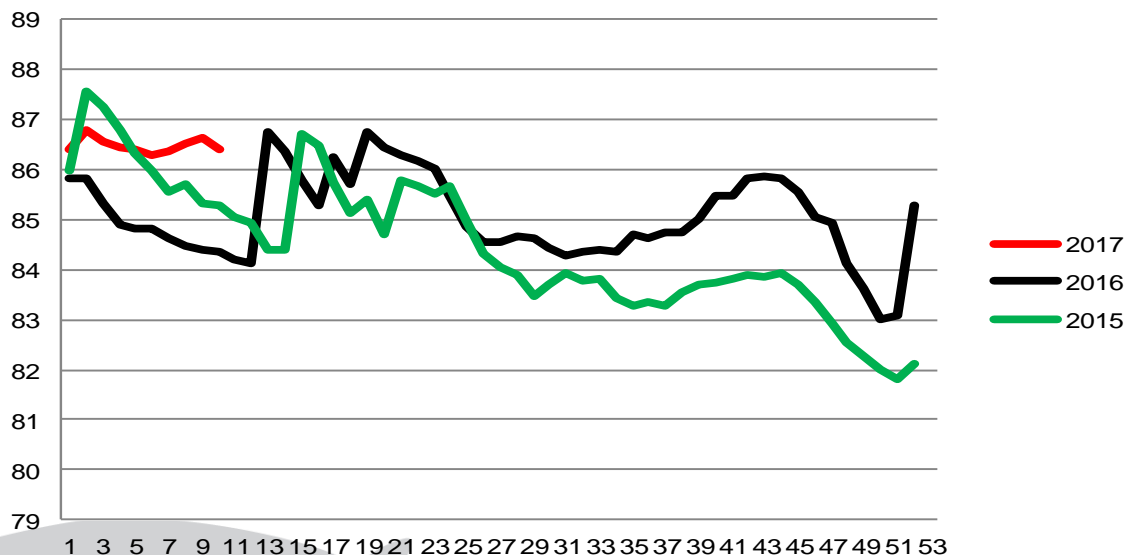
Best regards
Danish Crown



Average weight, Danish Crown (dressed) kg

Week	2017	2016	2015
1	86,39	85,81	85,98
2	86,78	85,84	87,57
3	86,55	85,32	87,26
4	86,44	84,90	86,79
5	86,39	84,80	86,31
6	86,29	84,83	85,96
7	86,36	84,61	85,55
8	86,51	84,46	85,69
9	86,65	84,41	85,32
10	86,39	84,34	85,29
11		84,19	85,05
12		84,13	84,94
13		86,75	84,41
14		86,38	84,41
15		85,77	86,72
16		85,28	86,49
17		86,26	85,73
18		85,69	85,13
19		86,76	85,39
20		86,44	84,72
21		86,27	85,77
22		86,16	85,68
23		86,03	85,51
24		85,49	85,66
25		84,85	84,98
26		84,54	84,30

Week	2017	2016	2015
27		84,53	84,04
28		84,65	83,89
29		84,63	83,47
30		84,43	83,71
31		84,27	83,94
32		84,36	83,77
33		84,41	83,80
34		84,37	83,44
35		84,69	83,29
36		84,62	83,34
37		84,74	83,26
38		84,75	83,53
39		85,00	83,69
40		85,47	83,74
41		85,49	83,82
42		85,81	83,89
43		85,85	83,84
44		85,83	83,92
45		85,54	83,71
46		85,05	83,35
47		84,92	82,93
48		84,12	82,54
49		83,64	82,27
50		83,00	82,00
51		83,07	81,81
52		85,30	82,13
53			84,43
Average (week)	86,48	85,05	84,49



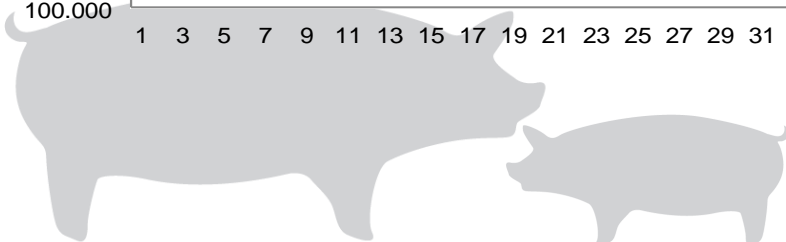
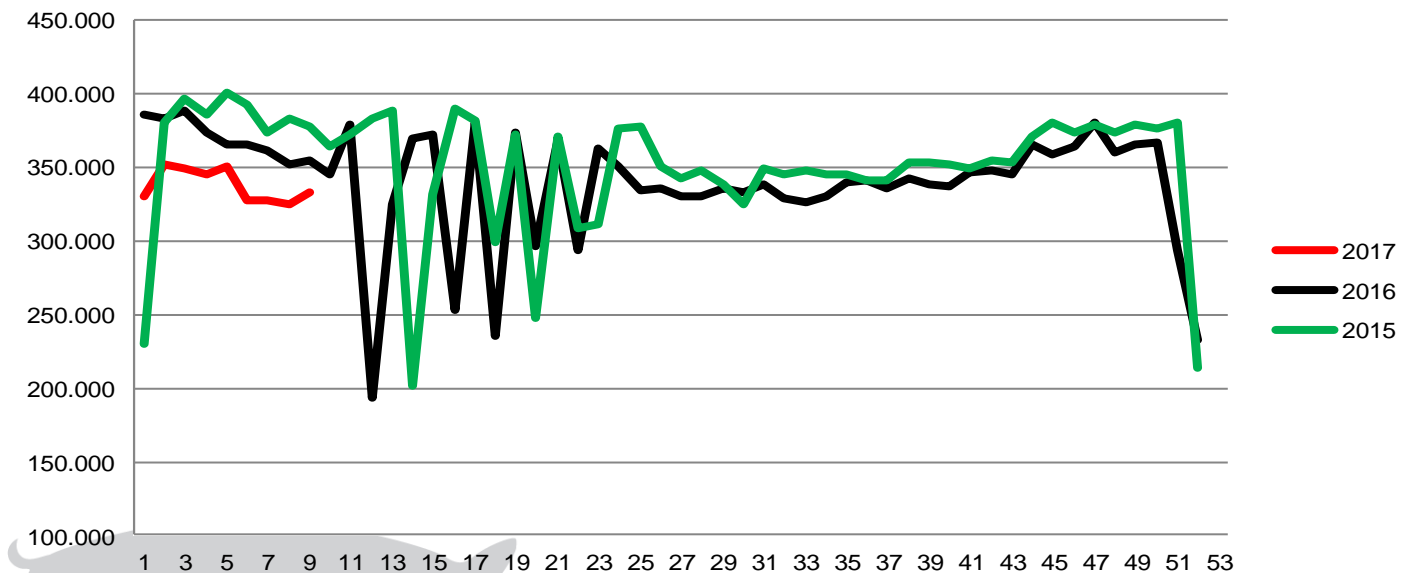
Best regards
Danish Crown



Total killings Denmark (98 % of all slaughtering's)

Week	2017	2016	2015
1	330.200	385.797	229.696
2	352.640	383.047	381.074
3	349.843	388.343	396.436
4	344.588	374.324	386.516
5	350.838	364.970	400.526
6	327.579	365.467	392.058
7	327.514	361.117	374.154
8	324.574	351.555	382.955
9	332.704	354.974	377.658
10		344.868	363.533
11		379.319	371.898
12		194.070	382.753
13		325.218	388.293
14		369.446	201.403
15		372.017	331.081
16		253.752	390.229
17		380.456	381.499
18		235.445	299.820
19		373.955	372.029
20		296.852	247.949
21		368.802	371.320
22		293.366	308.817
23		363.254	310.785
24		351.266	376.431
25		334.945	377.649
26		335.984	350.258

Week	2017	2016	2015
27		330.564	342.545
28		330.712	348.323
29		335.694	338.607
30		333.626	325.378
31		338.528	349.050
32		328.402	345.000
33		325.905	347.860
34		330.131	345.284
35		340.115	345.856
36		340.573	341.651
37		335.916	341.372
38		342.188	354.011
39		338.515	353.679
40		337.048	352.539
41		346.281	349.023
42		347.449	355.194
43		345.552	353.428
44		365.479	370.453
45		358.377	381.122
46		364.027	374.076
47		380.387	379.225
48		360.391	373.294
49		365.537	378.861
50		367.202	376.079
51		293.806	380.302
52		232.600	214.345
53			214.290
Average (week)	337.831	340.723	348.635
Total (year)	3.040.480	17.717.614	18.263.377



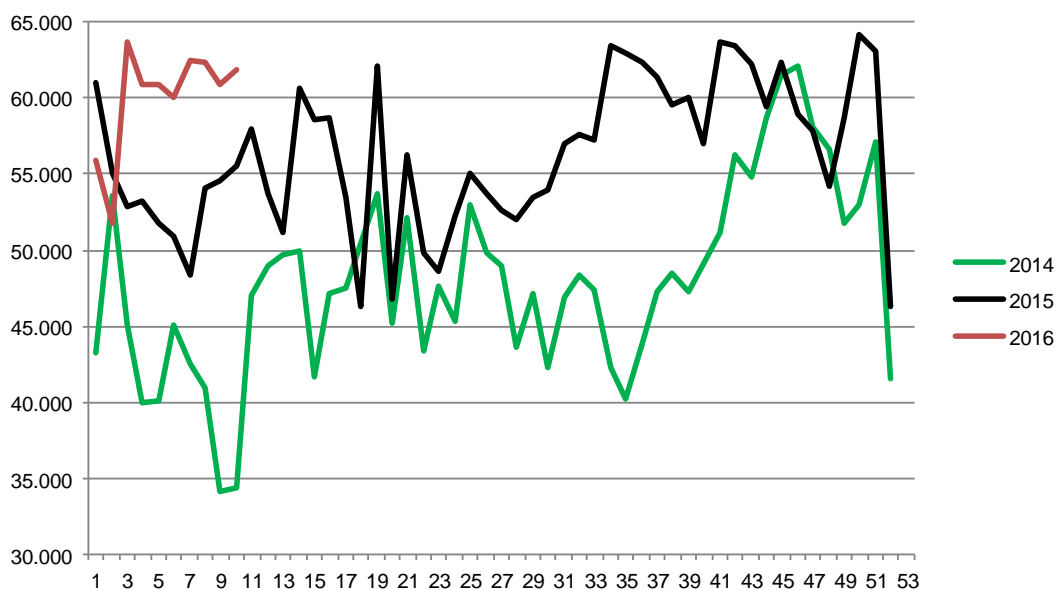
Best regards
Danish Crown



Weekly slaughtering's Danish Crown Essen

Week	2017	2016	2015
1	55.941	61.008	43.195
2	51.750	55.082	53.638
3	63.697	52.807	45.020
4	60.900	53.237	39.931
5	60.849	51.815	40.117
6	60.034	50.912	45.104
7	62.439	48.411	42.472
8	62.356	54.099	40.946
9	60.854	54.564	34.166
10	61.852	55.520	34.377
11		57.931	47.055
12		53.690	48.978
13		51.129	49.673
14		60.589	49.904
15		58.608	41.702
16		58.646	47.150
17		53.508	47.488
18		46.260	50.416
19		62.129	53.759
20		46.814	45.179
21		56.222	52.159
22		49.798	43.422
23		48.579	47.593
24		52.277	45.265
25		55.088	52.956
26		53.747	49.840

Week	2017	2016	2015
27		52.567	48.928
28		51.977	43.582
29		53.498	47.141
30		54.009	42.317
31		57.008	46.882
32		57.569	48.324
33		57.230	47.392
34		63.500	42.320
35		62.909	40.239
36		62.374	43.894
37		61.328	47.298
38		59.540	48.522
39		60.082	47.249
40		57.049	49.104
41		63.693	51.140
42		63.445	56.284
43		62.265	54.756
44		59.466	58.676
45		62.394	61.458
46		58.916	62.096
47		57.902	58.136
48		54.257	56.648
49		58.725	51.792
50		64.147	53.040
51		63.091	57.128
52		46.280	41.578
53			50.466
Average (week)	60.067	56.302	48.073
Total (year)	600.672	2.927.691	2.497.429
Change (week)	6,69%	17,12%	-2,52%




Best regards
Danish Crown



EU Slaughtering's

1.000 pcs.	2016	2015	%-change 2016:15
Germany	59.263	59.292	0
Spain	47.704	46.380	2,9
France	23.815	23.680	0,6
Poland	21.770	21.243	2,5
Denmark	18.228	18.717	-2,6
Netherlands	15.583	15.514	0,4
Belgium	11.181	11.887	-5,9
Italy	11.848	11.304	4,8
UK	10.981	10.848	1,2
Portugal	5.705	5.638	1,2
Austria	5.228	5.414	-3,4
Hungary	4.676	4.459	4,9
Romania	4.034	4.038	-0,1
Ireland	3.317	3.226	2,8
Sweden	2.527	2.560	-1,3
Czech	2.428	2.508	-3,2
Finland	2.082	2.080	0,1
Greece	1.395	1.505	-7,3
Kroatia	1.127	1.089	3,5
Bulgaria	996	919	8,3
Lithuania	766	837	-8,5
Cyprus	576	577	-0,3
Estonia	525	533	-1,5
Latvia	390	369	5,7
Slovakia	527	497	6,1
Slovenia	258	238	8,2
Luxembourg	172	158	8,9
Malta	56	62	-9,6
EU 28	257.157	255.544	0,6

1.000 Tons	2016	2015	%-change 2016:15
Germany	5.568,00	5.562,00	0,1
Spain	4.058,90	3.854,70	5,3
France	1.987,80	1.967,60	1
Poland	1.963,00	1.906,10	3
Denmark	1.566,60	1.598,70	-2
Netherlands	1.472,70	1.456,20	1,1
Belgium	1.060,60	1.124,30	-5,7
Italy	1.544,20	1.485,80	3,9
UK	919,3	898,3	2,3
Portugal	377	377,5	-0,1
Austria	511,5	527,8	-3,1
Hungary	431,8	409,3	5,5
Romania	337,1	330,5	2
Ireland	282,5	276,4	2,2
Sweden	233,9	233,5	0,2
Czech	220,3	227,7	-3,2
Finland	190,1	191,9	-1
Greece	93,5	90	3,9
Kroatia	79,9	73	9,5
Bulgaria	65,7	60,7	8,2
Lithuania	60,4	66,2	-8,8
Cyprus	43,9	43,4	1,1
Estonia	42,8	42,4	1
Latvia	31,2	29,3	6,2
Slovakia	48,3	45,3	6,8
Slovenia	22,7	20,2	12,1
Luxembourg	13,8	12,3	12,2
Malta	4,9	5,6	-11,4
EU 28	23.232,20	22.916,80	1,4



Best regards
Danish Crown



Danish Crown sells Plumrose USA

Danish Crown has signed an agreement to sell its American subsidiary Plumrose USA to Brazilian-based JBS, which is the world's largest meat-processing company. The sale is based on the 4WD strategy, under which Danish Crown has decided to focus its business on Northern Europe and Asia.



- The focus of Danish Crown's 4WD strategy is to lead our home markets in Northern Europe, to further grow our positions in Asia and to expand our leading position in casings globally. We have therefore decided to sell Plumrose USA. I am certain that JBS, with its wide presence and access to raw materials in North America, is a perfect match for Plumrose USA and will help fortify its business for the benefit of many loyal customers. Plumrose USA is an excellent company, which has made significant progress in recent years, and I would like to take this opportunity to thank the Plumrose USA management and employees for their committed efforts, says Group CEO Jais Valeur, Danish Crown.

Four months ago, Danish Crown launched its ambitious 4WD strategy with the predominant aim of growing its four home markets in Denmark, Sweden, Poland and the UK. The strategy includes plans to expand exports to Asia in general, and to establish a production facility in China based on Danish pork. Also, Danish Crown is focused on achieving global leadership in selected categories.

- Selling Plumrose USA is a step forward in achieving the long-term goals of the 4WD strategy. We have strengthened our financial capacity quite substantially. This gives us extensive room for manoeuvre and for taking part in what I would call a necessary consolidation of the food sector in our four home markets, says Jais Valeur. The sale of Plumrose USA to JBS is contingent on approval by the US competition authorities.



Best regards
Danish Crown

