

Live hog prices dressed weight

Weight interval	DKK / Kg	
	28.05.2018 – 03.06.2018	21.05.2018 – 27.05.2018
	(Week 22)	(Week 21)
50,0 - 59,9 Kg	4,90-5,90	4,90-5,90
60,0 - 73,9 Kg	7,40-8,85	7,40-8,85
74,0 - 95,9 Kg	8,90	8,90
96,0 - 96,9 Kg	8,60	8,60
97,0 - 97,9 Kg	8,30	8,30
98,0 - 98,9 Kg	8,10	8,10
99,0 - 99,9 Kg	7,70	7,70
100,0 - 109,9 Kg	6,40	6,40

Statistics	DKK / Kg	
	Week 19, 2018	Week 19, 2017
Killings - Danish Crown	186.818	229.922
Hereof sows	3.542	5.696
Average weight	88,84	89,11
Weight interval 50,0 -	3,64%	4,35%
Weight interval 74,0 -	93,52%	91,98%
Weight interval 96,0 -	2,84%	3,67%
Average meat contents	60,99	60,62
Per kg / dressed (DKK)	9,19	11,34
Per hog / dressed (DKK)	816	1011




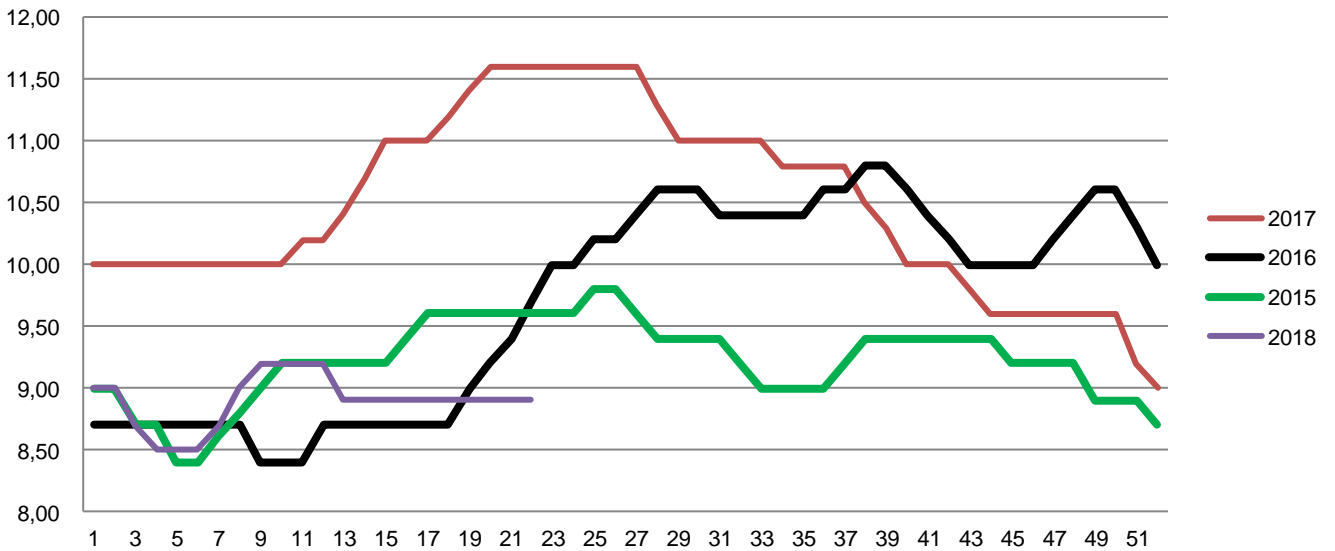
Best regards
Danish Crown



Weekly pig price – Danish Crown

Week	2018	2017	2016
1	9,00	10,00	8,70
2	9,00	10,00	8,70
3	8,70	10,00	8,70
4	8,50	10,00	8,70
5	8,50	10,00	8,70
6	8,50	10,00	8,70
7	8,70	10,00	8,70
8	9,00	10,00	8,70
9	9,20	10,00	8,40
10	9,20	10,00	8,40
11	9,20	10,20	8,40
12	9,20	10,20	8,70
13	8,90	10,40	8,70
14	8,90	10,70	8,70
15	8,90	11,00	8,70
16	8,90	11,00	8,70
17	8,90	11,00	8,70
18	8,90	11,20	8,70
19	8,90	11,40	9,00
20	8,90	11,60	9,20
21	8,90	11,60	9,40
22	8,90	11,60	9,70
23		11,60	10,00
24		11,60	10,00
25		11,60	10,20
26		11,60	10,20

Week	2018	2017	2016
27		11,60	10,40
28		11,30	10,60
29		11,00	10,60
30		11,00	10,60
31		11,00	10,40
32		11,00	10,40
33		11,00	10,40
34		10,80	10,40
35		10,80	10,40
36		10,80	10,60
37		10,80	10,60
38		10,50	10,80
39		10,30	10,80
40		10,00	10,60
41		10,00	10,40
42		10,00	10,20
43		9,80	10,00
44		9,60	10,00
45		9,60	10,00
46		9,60	10,00
47		9,60	10,20
48		9,60	10,40
49		9,60	10,60
50		9,60	10,60
51		9,20	10,30
52		9,00	10,00
Average (week)	8,90	10,49	9,69



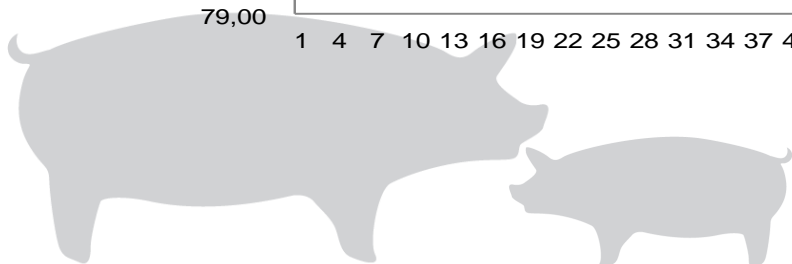
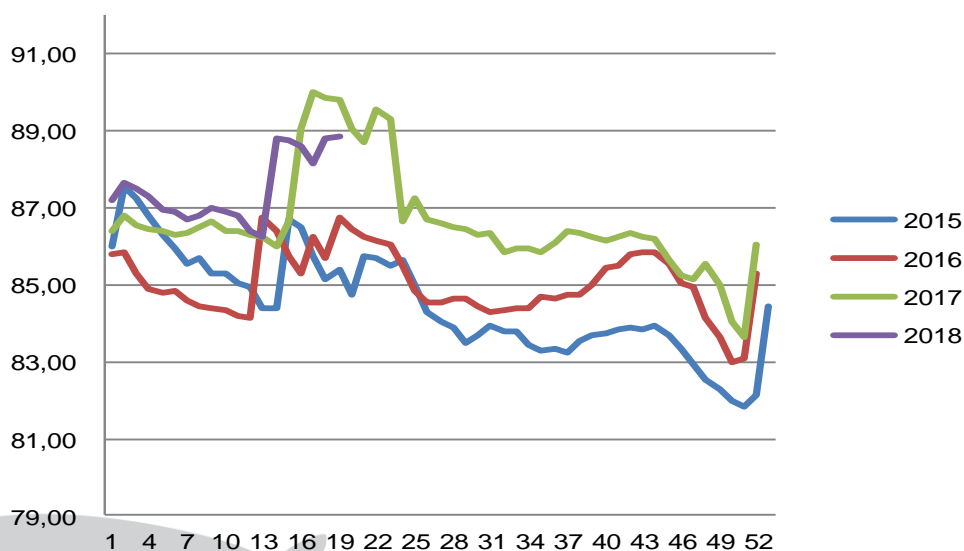
Best regards
Danish Crown



Average weight, Danish Crown (dressed) kg

Week	2018	2017	2016
1	87,18	86,39	85,81
2	87,67	86,78	85,84
3	87,52	86,55	85,32
4	87,32	86,44	84,90
5	86,95	86,39	84,80
6	86,9	86,29	84,83
7	86,71	86,36	84,61
8	86,81	86,51	84,46
9	86,99	86,65	84,41
10	86,9	86,39	84,34
11	86,82	86,40	84,19
12	86,40	86,32	84,13
13	86,27	86,26	86,75
14	88,80	86,01	86,38
15	88,77	86,63	85,77
16	88,6	89,07	85,28
17	88,16	90	86,26
18	88,83	89,88	85,69
19	88,84	89,8	86,76
20		89,05	86,44
21		88,69	86,27
22		89,55	86,16
23		89,3	86,03
24		86,66	85,49
25		87,23	84,85
26		86,68	84,54

Week	2018	2017	2016
27		86,58	84,53
28		86,51	84,65
29		86,45	84,63
30		86,29	84,43
31		86,36	84,27
32		85,85	84,36
33		85,94	84,41
34		85,93	84,37
35		85,86	84,69
36		86,11	84,62
37		86,39	84,74
38		86,34	84,75
39		86,26	85,00
40		86,16	85,47
41		86,25	85,49
42		86,37	85,81
43		86,23	85,85
44		86,20	85,83
45		85,67	85,54
46		85,24	85,05
47		85,14	84,92
48		85,54	84,12
49		85,00	83,64
50		84,05	83,00
51		83,66	83,07
52		86,05	85,30
53			
Average (week)	87,50	86,63	85,05



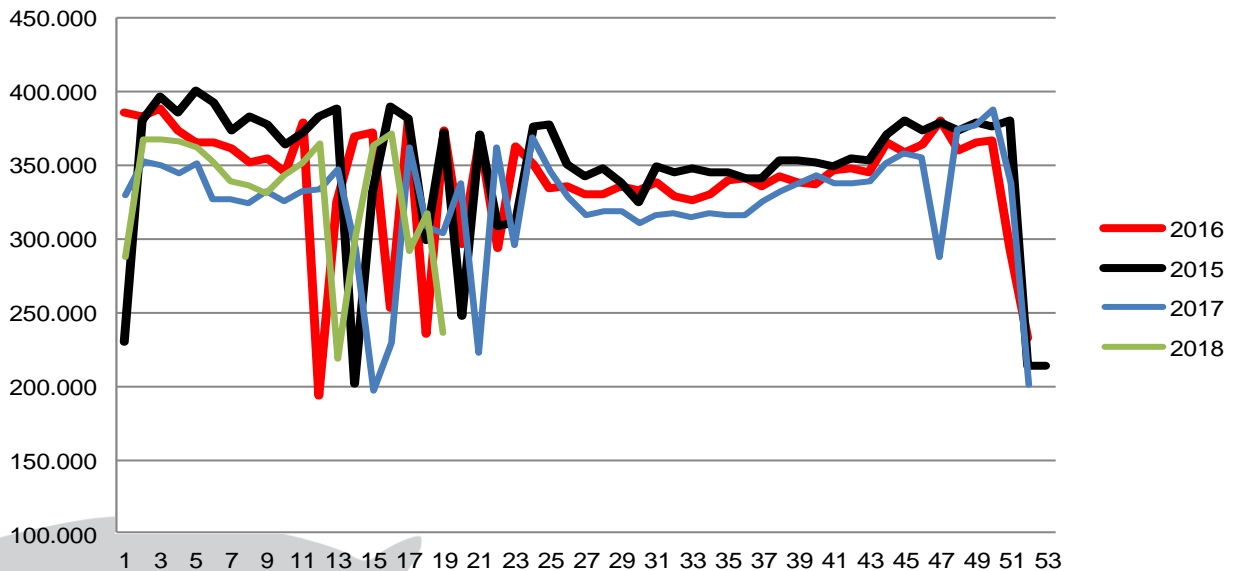
Best regards
Danish Crown



Total killings Denmark (98 % of all slaughtering's)

Week	2018	2017	2016
1	287.789	330.200	385.797
2	367.703	352.640	383.047
3	368.047	349.843	388.343
4	366.312	344.588	374.324
5	361.495	350.838	364.970
6	352.145	327.579	365.467
7	339.607	327.514	361.117
8	336.613	324.574	351.555
9	331.154	332.704	354.974
10	343.691	324.896	344.868
11	351.578	332.400	379.319
12	365.200	333.042	194.070
13	218.444	347.167	325.218
14	303.033	293.121	369.446
15	363.829	196.363	372.017
16	371.945	229.863	253.752
17	291.607	361.591	380.456
18	317.876	307.888	235.445
19	235.481	303.795	373.955
20		338.348	296.852
21		222.096	368.802
22		362.354	293.366
23		295.150	363.254
24		369.464	351.266
25		346.543	334.945
26		328.572	335.984

Week	2018	2017	2016
27		316.094	330.564
28		318.587	330.712
29		319.253	335.694
30		310.190	333.626
31		315.798	338.528
32		317.417	328.402
33		315.163	325.905
34		317.991	330.131
35		315.491	340.115
36		316.023	340.573
37		325.665	335.916
38		332.238	342.188
39		338.042	338.515
40		343.169	337.048
41		338.280	346.281
42		338.248	347.449
43		339.635	345.552
44		351.609	365.479
45		357.562	358.377
46		355.765	364.027
47		288.044	380.387
48		374.236	360.391
49		376.643	365.537
50		387.398	367.202
51		338.331	293.806
52		200.738	232.600
53			
Average (week)	330.187	324.630	340.723
Total (year)	6.273.549	16.880.743	17.717.614



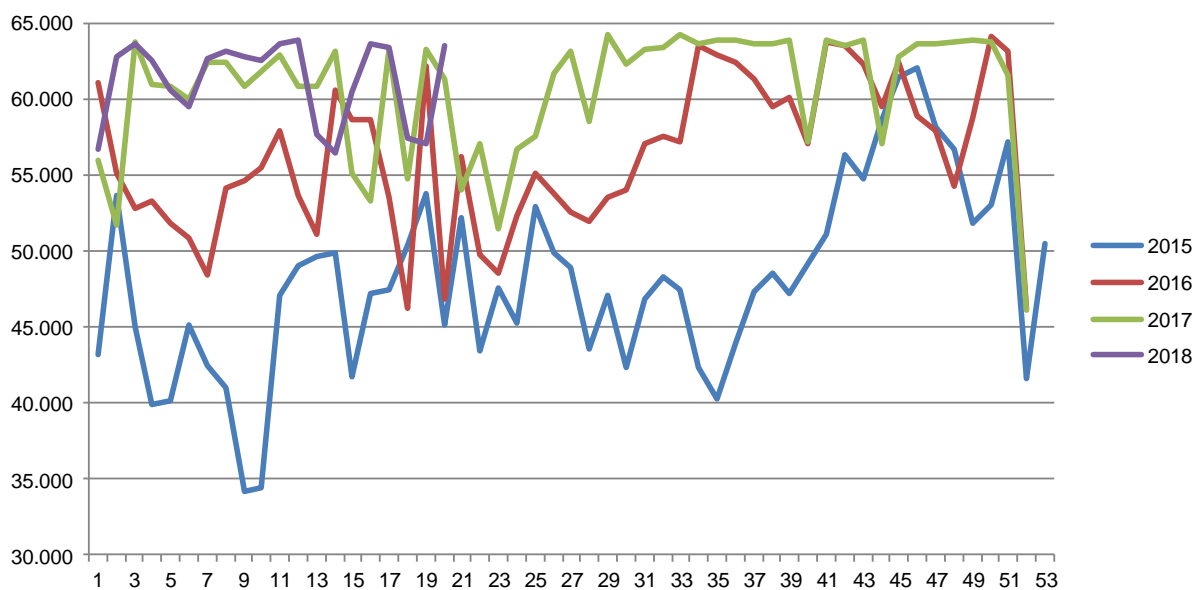
Best regards
Danish Crown



Weekly slaughtering's Danish Crown Essen

Week	2018	2017	2016
1	56.737	55.941	61.008
2	62.716	51.750	55.082
3	63.596	63.697	52.807
4	62.579	60.900	53.237
5	60.584	60.849	51.815
6	59.507	60.034	50.912
7	62.597	62.439	48.411
8	63.178	62.356	54.099
9	62.731	60.854	54.564
10	62.555	61.852	55.520
11	63.673	62.925	57.931
12	63.832	60.855	53.690
13	57.666	60.885	51.129
14	56.402	63.124	60.589
15	60.480	55.147	58.608
16	63.566	53.305	58.646
17	63.393	63.211	53.508
18	57.370	54.697	46.260
19	57.111	63.208	62.129
20	63.484	61.278	46.814
21		53.958	56.222
22		57.051	49.798
23		51.432	48.579
24		56.730	52.277
25		57.586	55.088
26		61.698	53.747

Week	2018	2017	2016
27		63.096	52.567
28		58.468	51.977
29		64.235	53.498
30		62.340	54.009
31		63.228	57.008
32		63.406	57.569
33		64.249	57.230
34		63.679	63.500
35		63.894	62.909
36		63.887	62.374
37		63.630	61.328
38		63.653	59.540
39		63.847	60.082
40		57.194	57.049
41		63.846	63.693
42		63.544	63.445
43		63.895	62.265
44		57.086	59.466
45		62.761	62.394
46		63.598	58.916
47		63.642	57.902
48		63.704	54.257
49		63.813	58.725
50		63.709	64.147
51		61.524	63.091
52		46.076	46.280
53			
Average (week)	61.188	60.649	56.302
Total (year)	1.223.757	3.153.766	2.927.691
Change (week)	0,89%	7,72%	17,23%



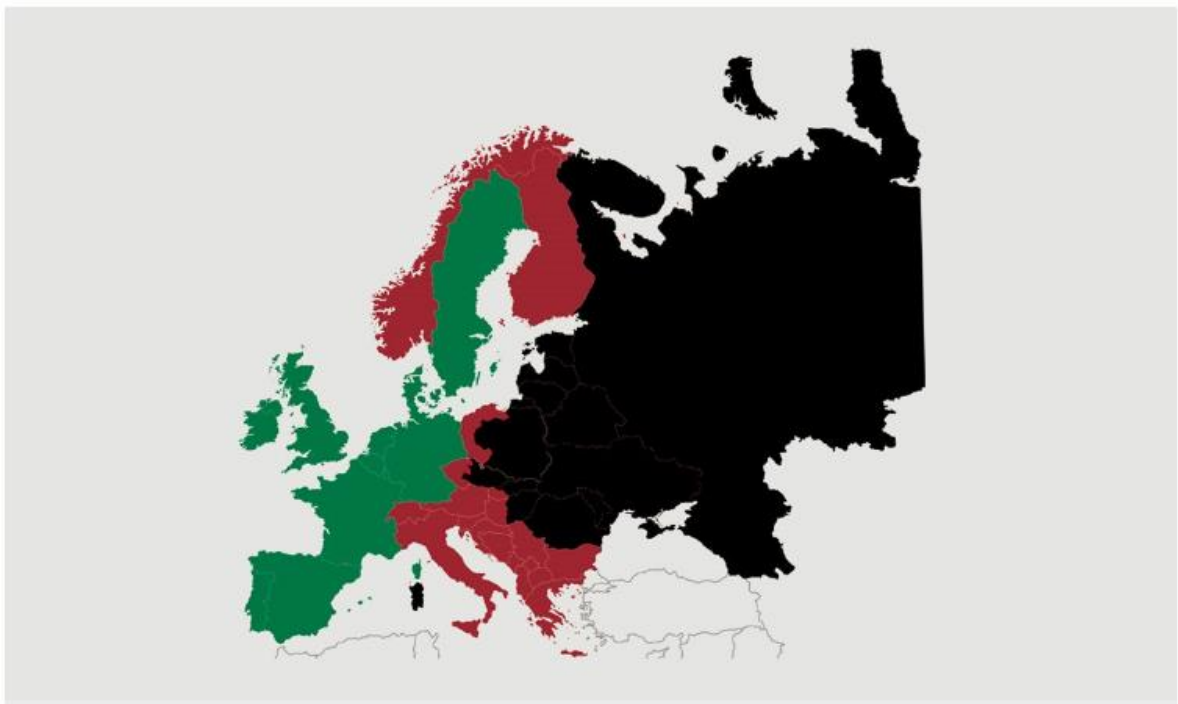
Best regards
Danish Crown



African swine fever

The EU Commission's reporting system for African swine fever for EU countries and Ukraine has been updated until 13th of May.

Country	Period May 6 th – May 13 th		Year to date January 1 st – May 13 th	
	Pigs	Wild boars	Pigs	Wild boars
Estonia		1		155
Latvia		8		314
Lithuania		25		856
Poland		73	4	1231
Italy			2	24
Ukraine	2	1	26	27
Czech republic				28
Romania			3	
Hungary		1		5



Black area: High risk and high readiness

Red area: High risk

Green area: Risk



Best regards
Danish Crown



Positive development behind satisfactory results

The global market for pork was challenging during the first half of FY 2017/18, and prices have been declining. Nevertheless, Danish Crown has managed to grow earnings before special items from 1,026 DKK to 1,041 million DKK, representing an increase of 1.5 per cent year-on-year.

- We're generally satisfied with our results, with all of our processing companies reporting growth. Sokołów is doing well in Poland, Tulip Food Company is posting increased earnings on export, and things are moving in the right direction for Tulip Ltd. The aggregate results of the processing companies for the half-year are up 171 million DKK on the same period last year, says Jais Valeur, Group CEO of Danish Crown.

In Denmark, the number of pigs slaughtered by the group was up 1.5 per cent for the half-year. This is less than expected, but still a positive trend at a time when pork prices have been under pressure. The average price per kg paid to farmers was 0.76 DKK lower than last year.

Revenue is down from 30.7 billion DKK to 30.1 billion DKK for the period under report. This is mainly the result of the divestment of Plumrose in the US, which accounted for revenue of 1.7 billion DKK during the same period last year. However, the effect of the divestment is partly offset by the acquisition of the foodservice company Overberg in South Africa, the ingredients company Agrimares with activities in Spain and South America, and the Danish pepperoni specialist DK-Foods towards the end of the half-year.

DAT-Schaub, Danish Crown's sales and processing company for natural casings for sausage production, had a good half-year and posted significant growth in both revenue and earnings.

Since the start of the year in the UK, Tulip Ltd hasn't seen the expected growth in demand from the UK retail market, which remains very competitive. This has resulted in a setback for the turnaround process which Danish Crown has been working hard on since autumn 2016. A number of initiatives have been launched to strengthen sales in Tulip Ltd.

The prices for Danish beef have been rising, and the average price per kg paid to farmers is approximately 10 per cent higher than last year. However, earnings in Danish Crown Beef are being adversely affected by a general decrease in the number of slaughter animals in Denmark and a sluggish beef market in Germany.

