

Live hog prices dressed weight

Weight interval	DKK / Kg	
	26.06.2017 – 30.06.2017	19.06.2017 – 23.06.2017
	(Week 26)	(Week 25)
50,0 - 59,9 Kg	7,60-8,60	7,60-8,60
60,0 - 73,9 Kg	10,10 - 11,45	10,10 - 11,45
74,0 - 95,9 Kg	11,60	11,60
96,0 - 96,9 Kg	11,40	11,40
97,0 - 97,9 Kg	11,00	11,00
98,0 - 98,9 Kg	10,70	10,70
99,0 - 99,9 Kg	10,40	10,40
100,0 - 109,9 Kg	9,10	9,10

Statistics	DKK / Kg	
	Week 24, 2017	Week 24, 2016
Killings - Danish Crown	297.629	285.964
Hereof sows	5.754	5.910
Average weight	86,66	85,49
Weight interval 50,0 -	3,96%	5,79%
Weight interval 74,0 -	91,80%	91,16%
Weight interval 96,0 -	4,24%	3,05%
Average meat contents	60,51	60,71
Per kg / dressed (DKK)	11,63	10,07
Per hog / dressed (DKK)	1.031	861




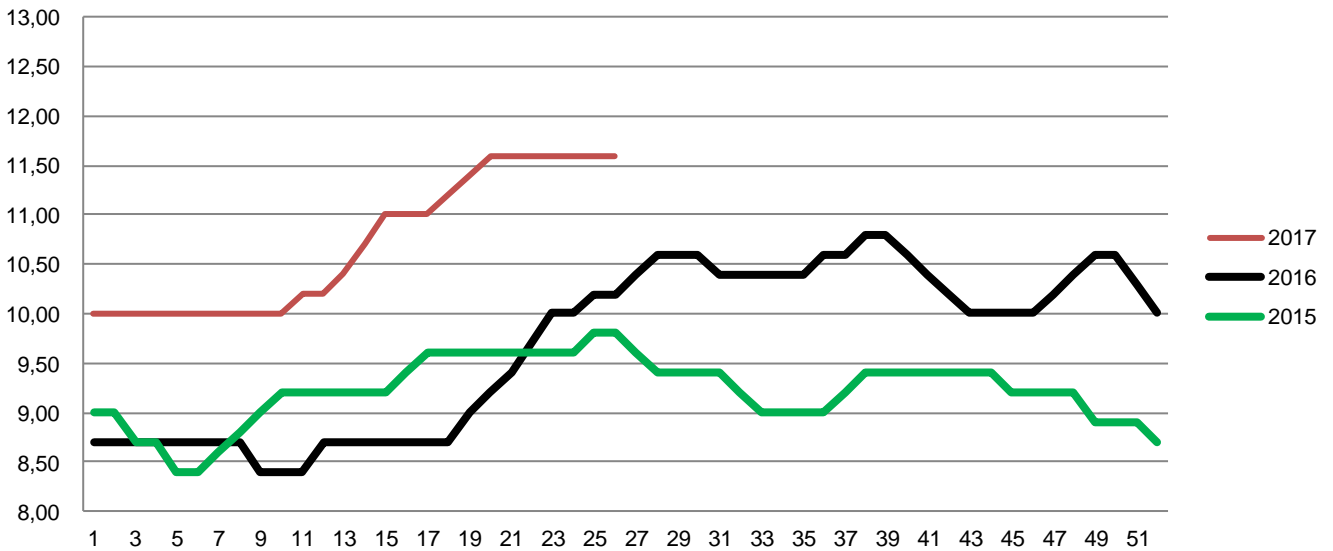
Best regards
Danish Crown



Weekly pig price – Danish Crown

Week	2017	2016	2015
1	10,00	8,70	9,00
2	10,00	8,70	9,00
3	10,00	8,70	8,70
4	10,00	8,70	8,70
5	10,00	8,70	8,40
6	10,00	8,70	8,40
7	10,00	8,70	8,60
8	10,00	8,70	8,80
9	10,00	8,40	9,00
10	10,00	8,40	9,20
11	10,20	8,40	9,20
12	10,20	8,70	9,20
13	10,40	8,70	9,20
14	10,70	8,70	9,20
15	11,00	8,70	9,20
16	11,00	8,70	9,40
17	11,00	8,70	9,60
18	11,20	8,70	9,60
19	11,40	9,00	9,60
20	11,60	9,20	9,60
21	11,60	9,40	9,60
22	11,60	9,70	9,60
23	11,60	10,00	9,60
24	11,60	10,00	9,60
25	11,60	10,20	9,80
26	11,60	10,20	9,80

Week	2017	2016	2015
27		10,40	9,60
28		10,60	9,40
29		10,60	9,40
30		10,60	9,40
31		10,40	9,40
32		10,40	9,20
33		10,40	9,00
34		10,40	9,00
35		10,40	9,00
36		10,60	9,00
37		10,60	9,20
38		10,80	9,40
39		10,80	9,40
40		10,60	9,40
41		10,40	9,40
42		10,20	9,40
43		10,00	9,40
44		10,00	9,40
45		10,00	9,20
46		10,00	9,20
47		10,20	9,20
48		10,40	9,20
49		10,60	8,90
50		10,60	8,90
51		10,30	8,90
52		10,00	8,70
Average (week)	10,70	9,69	9,22



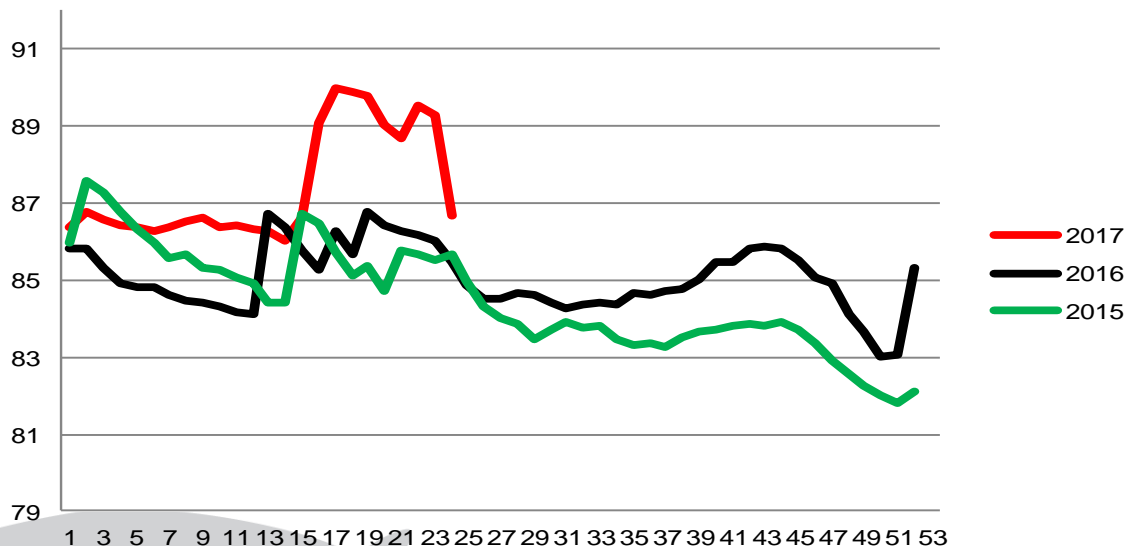
Best regards
Danish Crown



Average weight, Danish Crown (dressed) kg

Week	2017	2016	2015
1	86,39	85,81	85,98
2	86,78	85,84	87,57
3	86,55	85,32	87,26
4	86,44	84,90	86,79
5	86,39	84,80	86,31
6	86,29	84,83	85,96
7	86,36	84,61	85,55
8	86,51	84,46	85,69
9	86,65	84,41	85,32
10	86,39	84,34	85,29
11	86,40	84,19	85,05
12	86,32	84,13	84,94
13	86,26	86,75	84,41
14	86,01	86,38	84,41
15	86,63	85,77	86,72
16	89,07	85,28	86,49
17	90	86,26	85,73
18	89,88	85,69	85,13
19	89,8	86,76	85,39
20	89,05	86,44	84,72
21	88,69	86,27	85,77
22	89,55	86,16	85,68
23	89,3	86,03	85,51
24	86,66	85,49	85,66
25		84,85	84,98
26		84,54	84,30

Week	2017	2016	2015
27		84,53	84,04
28		84,65	83,89
29		84,63	83,47
30		84,43	83,71
31		84,27	83,94
32		84,36	83,77
33		84,41	83,80
34		84,37	83,44
35		84,69	83,29
36		84,62	83,34
37		84,74	83,26
38		84,75	83,53
39		85,00	83,69
40		85,47	83,74
41		85,49	83,82
42		85,81	83,89
43		85,85	83,84
44		85,83	83,92
45		85,54	83,71
46		85,05	83,35
47		84,92	82,93
48		84,12	82,54
49		83,64	82,27
50		83,00	82,00
51		83,07	81,81
52		85,30	82,13
53			84,43
Average (week)	87,43	85,05	84,49



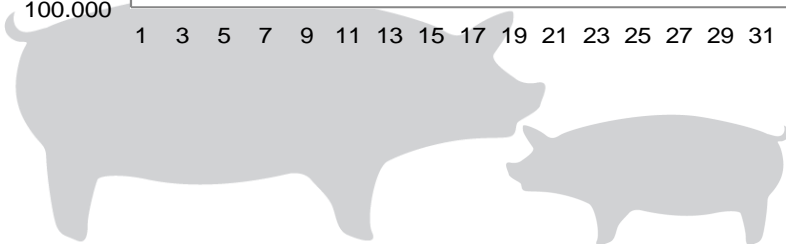
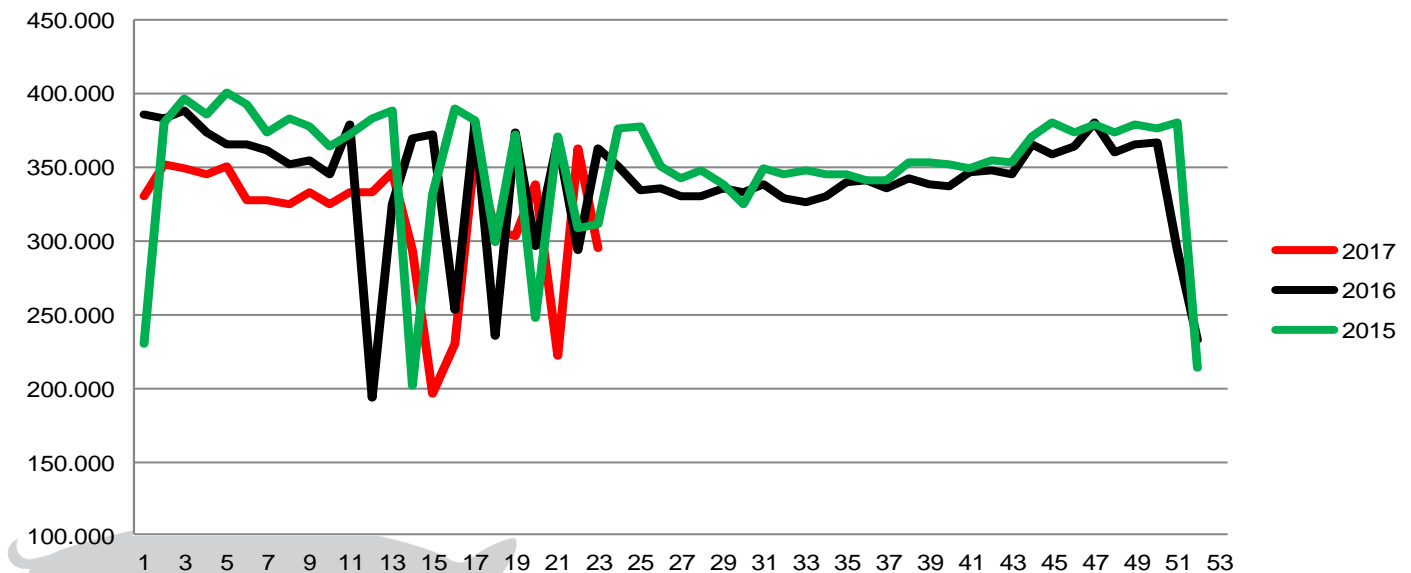
Best regards
Danish Crown



Total killings Denmark (98 % of all slaughtering's)

Week	2017	2016	2015
1	330.200	385.797	229.696
2	352.640	383.047	381.074
3	349.843	388.343	396.436
4	344.588	374.324	386.516
5	350.838	364.970	400.526
6	327.579	365.467	392.058
7	327.514	361.117	374.154
8	324.574	351.555	382.955
9	332.704	354.974	377.658
10	324.896	344.868	363.533
11	332.400	379.319	371.898
12	333.042	194.070	382.753
13	347.167	325.218	388.293
14	293.121	369.446	201.403
15	196.363	372.017	331.081
16	229.863	253.752	390.229
17	361.591	380.456	381.499
18	307.888	235.445	299.820
19	303.795	373.955	372.029
20	338.348	296.852	247.949
21	222.096	368.802	371.320
22	362.354	293.366	308.817
23	295.150	363.254	310.785
24		351.266	376.431
25		334.945	377.649
26		335.984	350.258

Week	2017	2016	2015
27		330.564	342.545
28		330.712	348.323
29		335.694	338.607
30		333.626	325.378
31		338.528	349.050
32		328.402	345.000
33		325.905	347.860
34		330.131	345.284
35		340.115	345.856
36		340.573	341.651
37		335.916	341.372
38		342.188	354.011
39		338.515	353.679
40		337.048	352.539
41		346.281	349.023
42		347.449	355.194
43		345.552	353.428
44		365.479	370.453
45		358.377	381.122
46		364.027	374.076
47		380.387	379.225
48		360.391	373.294
49		365.537	378.861
50		367.202	376.079
51		293.806	380.302
52		232.600	214.345
53			214.290
Average (week)	316.894	340.723	348.635
Total (year)	7.288.554	17.717.614	18.263.377



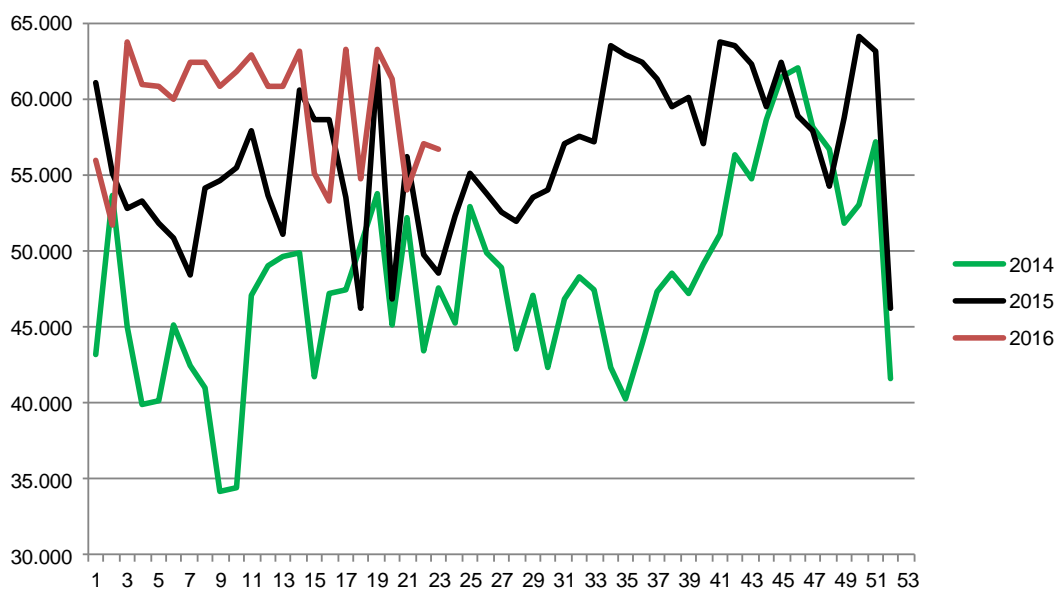
Best regards
Danish Crown



Weekly slaughtering's Danish Crown Essen

Week	2017	2016	2015
1	55.941	61.008	43.195
2	51.750	55.082	53.638
3	63.697	52.807	45.020
4	60.900	53.237	39.931
5	60.849	51.815	40.117
6	60.034	50.912	45.104
7	62.439	48.411	42.472
8	62.356	54.099	40.946
9	60.854	54.564	34.166
10	61.852	55.520	34.377
11	62.925	57.931	47.055
12	60.855	53.690	48.978
13	60.885	51.129	49.673
14	63.124	60.589	49.904
15	55.147	58.608	41.702
16	53.305	58.646	47.150
17	63.211	53.508	47.488
18	54.697	46.260	50.416
19	63.208	62.129	53.759
20	61.278	46.814	45.179
21	53.958	56.222	52.159
22	57.051	49.798	43.422
23	56.730	48.579	47.593
24		52.277	45.265
25		55.088	52.956
26		53.747	49.840

Week	2017	2016	2015
27		52.567	48.928
28		51.977	43.582
29		53.498	47.141
30		54.009	42.317
31		57.008	46.882
32		57.569	48.324
33		57.230	47.392
34		63.500	42.320
35		62.909	40.239
36		62.374	43.894
37		61.328	47.298
38		59.540	48.522
39		60.082	47.249
40		57.049	49.104
41		63.693	51.140
42		63.445	56.284
43		62.265	54.756
44		59.466	58.676
45		62.394	61.458
46		58.916	62.096
47		57.902	58.136
48		54.257	56.648
49		58.725	51.792
50		64.147	53.040
51		63.091	57.128
52		46.280	41.578
53			50.466
Average (week)	59.437	56.302	48.073
Total (year)	1.367.046	2.927.691	2.497.429
Change (week)	5,57%	17,12%	-2,52%



Best regards
Danish Crown




Denmark's export of pork meat Jan. – March. 2017

Jan. - March. 2017

Total	
Germany	136490
Poland	65881
UK	51306
Italy	29894
Sweden	7729
Netherlands	6733
France	4613
Spain	4280
Other EU countries	19286
EU total	326214
China	72093
Japan	29652
Australia	12760
US	9193
South Korea	4417
Taiwan	3553
Philippines	2550
Hong Kong	1615
Canada	994
Other 3. countries	9479
3. countries total	146306
Export total	472520

Jan. - March. 2016

Total	
Germany	137885
Poland	61518
UK	50197
Italy	32543
Netherlands	9187
Sweden	8822
France	4824
Spain	3520
Other EU countries	16434
EU total	324931
China	75911
Japan	28853
Australia	15340
US	9330
South Korea	4121
Hong Kong	2939
Taiwan	2267
Singapore	976
Canada	920
Other 3. countries	9146
3. countries total	149805
Eksport total	474736




Best regards
Danish Crown



Top 10 importers of Danish pork meat

The top 10 is ranked based on the value of the Danish Export of pork meat in Jan.-March. 2017. All pork meat (incl. live pigs) is included in the figures below

Country	Jan.-March. 2017		Jan.-March. 2016	
	Value in billion DKK	Tonnage	Value in billion DKK	Tonnage
Germany	1.930	136.490	1.550	137.885
Poland	1.067	65.881	771	61.518
Japan	943	29.652	829	28.853
China/Hong Kong	933	73.708	919	78.850
UK	523	51.306	771	50.197
Italy	446	29.894	415	32.543
US	283	9.193	284	9.330
Australia	272	12.760	294	15.340
Sweden	159	7.729	173	8.822
France	110	4.613	97	4.824
Top 10 total	6.668	421.227	6.103	428.162
Other countries	1.246	51.293	751	46.574
Total	7.914	472.520	6.855	474.736



Best regards
Danish Crown



260 new jobs in Danish Crown

An additional 600,000 pigs for slaughter and the prospect of even more in future are resulting in the creation of 260 new jobs at Danish Crown's abattoirs in Sæby and Ringsted



The increase in the supply of pigs to Danish Crown's abattoirs can be ascribed to the combined effects of Danish Crown's own growth package, the subsidy scheme for new housing units and the Danish government's agriculture package.

- I'm very pleased that we are about to take on so many new employees. There is no doubt that the Danish government's growth package for the agricultural sector and the subsidy scheme for new pig housing units have sparked renewed optimism in the industry. At the same time, the growth package adopted by our Board of Representatives at the beginning of May is also clearly having an effect, which is very positive, says Danish Crown's Group CEO Jais Valeur

A couple of months ago, Danish Crown feared having to close down an abattoir within the next 12 months, but that is no longer a likely scenario.

- It's wonderful that after ten years of falling supplies, we are now seeing an increase in the supply of slaughter pigs. This means that we can increase production and welcome new employees instead of having to cut capacity, says Per Laursen, Senior Vice President, Production, Danish Crown Pork.

Danish Crown slaughters pigs at six locations in Denmark. In 2016, the Group's pork exports totalled DKK 24 billion.



Best regards
Danish Crown

