

Live hog prices dressed weight

Weight interval	DKK / Kg	
	06.11.2023 -12.11.2023 (Week45)	30.10.2023 -05.11.2023 (Week44)
50,0-59,9	7,70-8,70	7,70-8,70
60,0-62,9	9,70-10,20	9,70-10,20
63,0-65,9	10,45-10,95	10,45-10,95
66,0-68,9	11,10-11,40	11,10-11,40
69,0-72,9	11,55-12,20	11,55-12,20
73,0-97,9	12,70	12,70
98,0-98,9	12,45	12,45
99,0-99,9	12,00	12,00
100,0-100,9	11,55	11,55
101,0-101,9	10,90	10,90
102,0-103,9	10,80	10,80
103,0-104,9	10,70	10,70
105,0-109,9	10,20	10,20
Statistics		
	Week 43, 2023	Week 43, 2022
Killings - Danish Crown	217.240	248.455
Hereof sows	4.712	4.608
Average weight (dressed) kg.	89,20	87,80
Weight interval 50,0 - 69,9 Kg	2,04%	2,31%
Weight interval 70,0 - 94,9 Kg	92,82%	93,26%
Weight interval 95,0 - 109,9 Kg	5,14%	4,43%
Average meat contents	59,56	62,28
Per kg / dressed (DKK)	12,90	12,75
Per hog / dressed (DKK)	1.151	1.119

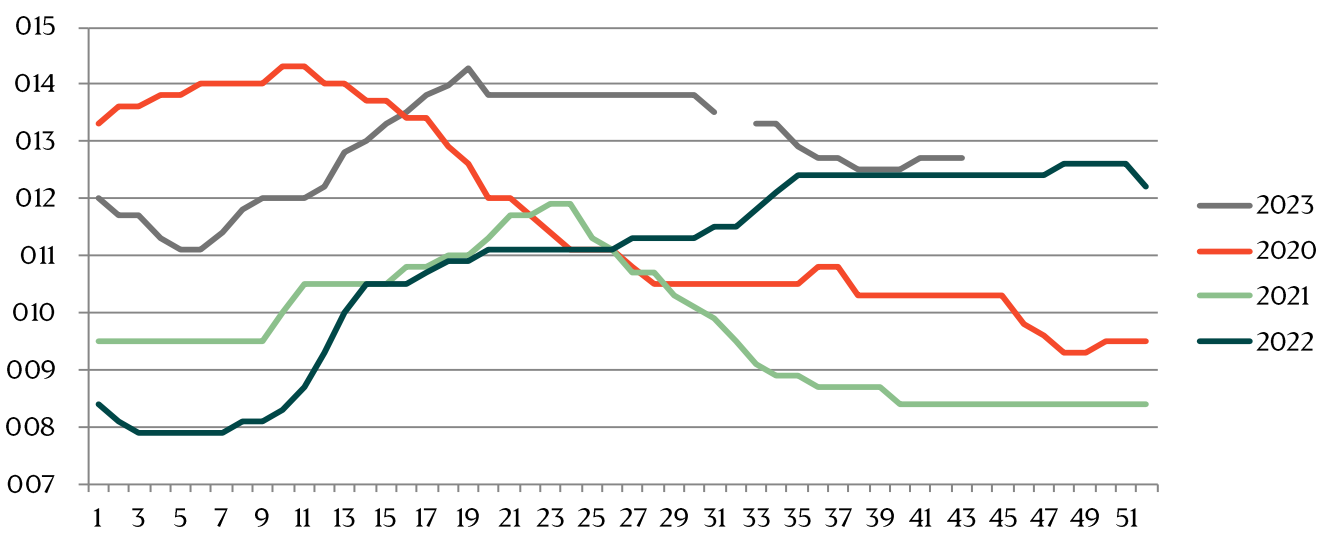
Best regards,

Danish Crown

Weekly pig price – Danish Crown

Week	2023	2022
1	12	8,4
2	11,7	8,1
3	11,7	7,9
4	11,3	7,9
5	11,1	7,9
6	11,1	7,9
7	11,4	7,9
8	11,8	8,1
9	12	8,1
10	12	8,3
11	12	8,7
12	12,2	9,3
13	12,8	10
14	13	10,5
15	13,3	10,5
16	13,5	10,5
17	13,8	10,7
18	13,97	10,9
19	14,29	10,9
20	13,8	11,1
21	13,8	11,1
22	13,8	11,1
23	13,8	11,1
24	13,8	11,1
25	13,8	11,1
26	13,8	11,1

Week	2023	2022
27	13,8	11,3
28	13,8	11,3
29	13,8	11,3
30	13,8	11,3
31	13,5	11,5
32		11,5
33	13,3	11,8
34	13,3	12,1
35	12,9	12,4
36	12,7	12,4
37	12,7	12,4
38	12,5	12,4
39	12,5	12,4
40	12,5	12,4
41	13	12,4
42	12,7	12,4
43	12,7	12,4
44		12,4
45		12,4
46		12,4
47		12,4
48		12,6
49		12,6
50		12,6
51		12,6
52		12,2
Average (week)		

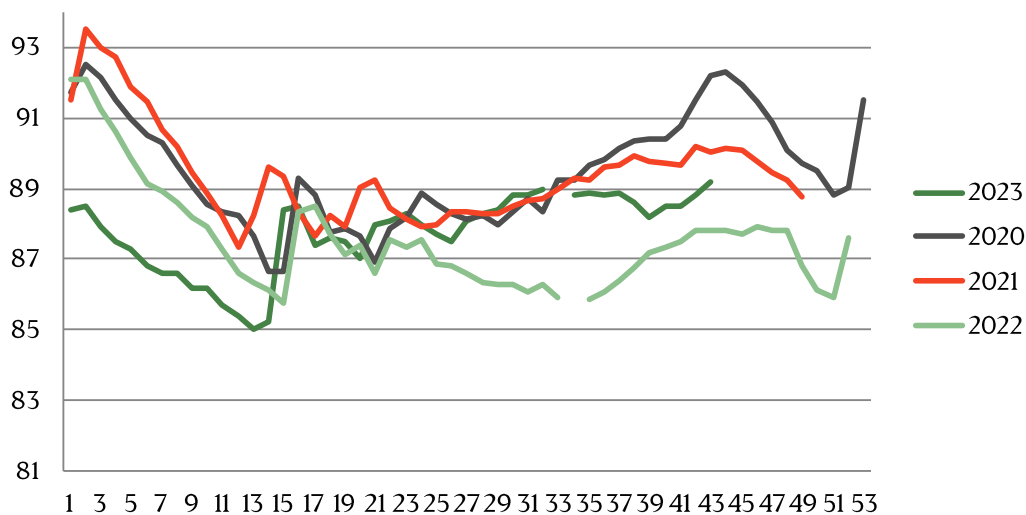


Best regards,
Danish Crown

Average weight, Danish Crown (dressed) kg

Week	2023	2022
1	88,4	92,11
2	88,5	92,11
3	87,9	91,24
4	87,5	90,64
5	87,3	89,86
6	86,8	89,15
7	86,6	88,92
8	86,6	88,63
9	86,2	88,19
10	86,2	87,91
11	85,7	87,26
12	85,4	86,59
13	85	86,32
14	85,2	86,13
15	88,4	85,73
16	88,5	88,34
17	87,4	88,49
18	87,6	87,7
19	87,5	87,14
20	87	87,4
21	88	86,59
22	88,1	87,55
23	88,3	87,33
24	88	87,54
25	87,7	86,86
26	87,5	86,83

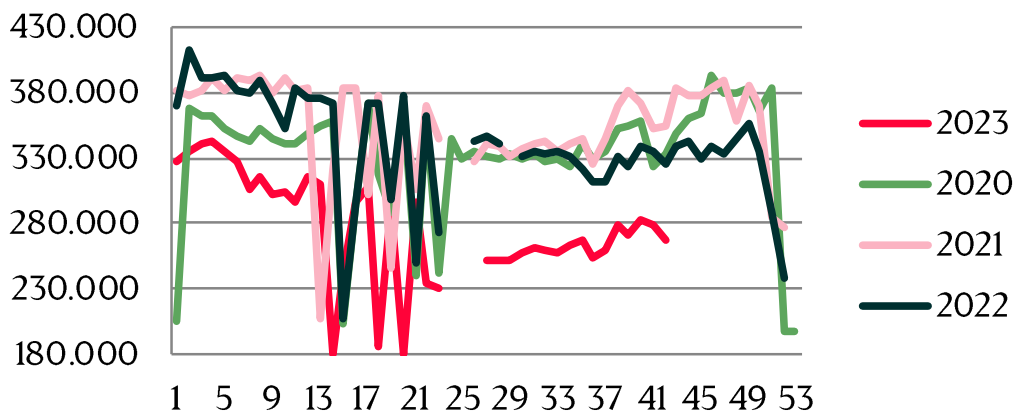
Week	2023	2022
27	88,1	86,6
28	88,3	86,34
29	88,4	86,30
30	88,8	86,29
31	88,8	86,07
32	89	86,27
33		85,90
34	88,8	
35	88,9	85,88
36	88,8	86,05
37	88,9	86,39
38	88,6	86,75
39	88,2	87,17
40	88,5	87,32
41	88,5	87,5
42	88,8	87,8
43	89,2	87,8
44		87,80
45		87,70
46		87,9
47		87,80
48		87,8
49		86,80
50		86,1
51		85,90
52		87,6
53		
Average (week)		



Best regards,
Danish Crown

Total killings Denmark (98 % of all slaughtering)

Week	2023	2022	Week	2023	2022
1	327.208	370017	27	251353	346.976
2	334.785	412.711	28	251.801	340.950
3	339.861	391.763	29	250.353	
4	342.823	391.586	30	256.281	331.824
5	335.876	394.179	31	261.268	335.756
6	326.686	382.366	32	259.387	333.279
7	306.676	379.879	33	256.385	334.547
8	315.066	389.319	34	262.859	330.280
9	301192	372.327	35	267.714	321.125
10	304.322	353.142	36	254.002	311.214
11	295.416	383.511	37	259.382	311.887
12	315.105	375.829	38	278.798	330.563
13	309.608	376.696	39	270.901	322452
14	178.632	372.324	40	281.681	338.879
15	242.033	206.975	41	279026	334.441
16	296.528	293.993	42	267.783	325.189
17	307.310	372.483	43		339.028
18	185.636	371.227	44		342.172
19	291.673	297.833	45		329.261
20	179.053	378.549	46		339.167
21	295.803	249.061	47		333.531
22	233.718	361.462	48		345.047
23	229.817	273.384	49		356.279
24			50		334.355
25			51		288.904
26		342.337	52		236.903
			53		
			Average (week)		
			Total (year)		

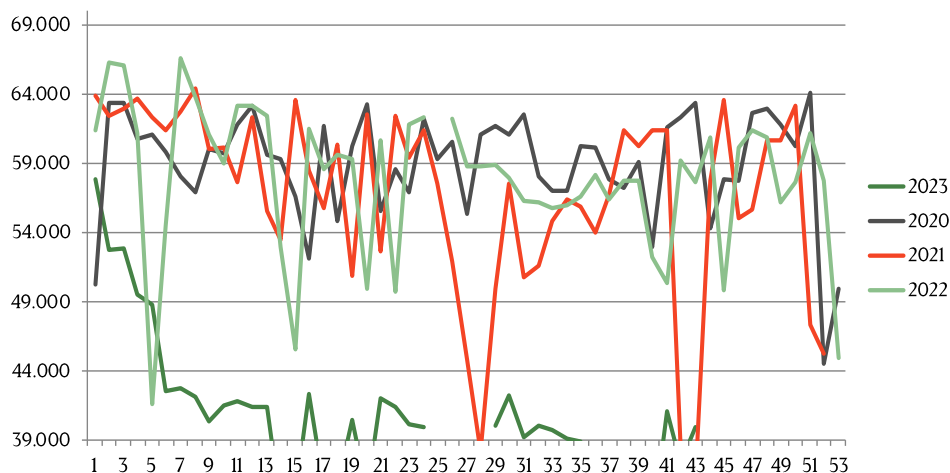


Best regards,
Danish Crown

Weekly slaughtering's Danish Crown Essen

Week	2023	2022
1	57.867	61.376
2	52709	66.279
3	52844	66.098
4	49.518	61.128
5	48762	41543
6	42.464	54.500
7	42.706	66.544
8	42106	63.797
9	40341	61.020
10	41433	59.030
11	41.726	63.200
12	41.316	63.180
13	41381	62.414
14	34205	52.963
15	35043	45.486
16	42248	61.518
17	35631	58.538
18	35.664	59.614
19	40.401	59.301
20	35.179	49.923
21	41.975	60.634
22	41.390	49.660
23	40.132	61.778
24	39.901	62.361
25		
26		62.168

Week		
27		58.795
28		58.856
29	39997	57.990
30	42.192	56.234
31	39.192	56.165
32	40.034	55.716
33	39.660	55.985
34	39.096	56.548
35	38.859	58.154
36	35.620	56.373
37	37.145	57.704
38	37.378	57.691
39	38.164	52.245
40	32.749	50.297
41	41.020	59.149
42	37.240	57.650
43	39.895	60.840
44		49.755
45		60.156
46		61.330
47		60.860
48		56.192
49		57.575
50		61.188
51		57.719
52		44.890
53		
Average (week)		
Total (year)		
Change (week)		

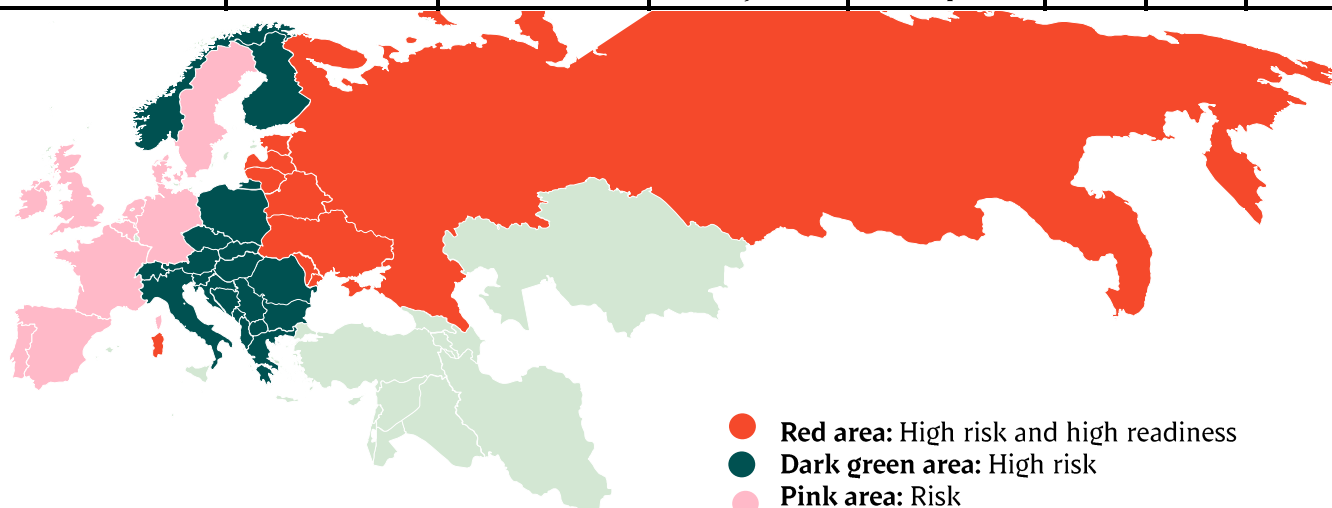


Best regards,
Danish Crown

African swine fever

The EU Commission's reporting system for African swine fever for EU countries and Ukraine has been updated until 24th of July.

Country	Period		Year to date		2022		2021	
	October 7th- October 13th 2023	Wild boars	January 1st - October 13th 2023	Wild boars	Piġs	Wild boars	Piġs	Wild boars
Estonia		1	2	36		57	1	0
Latvia		5	8	568	6	913	2	3
Lithuania		3	3	311	16	302		2
Poland	1	28	30	2.335	14	2.152	124	3
Italy (Sardinia)		5	17	801	4	277	1	
Ukraine	2		19	6	7	2	13	
Czech Republic				53		1		
Romania	9	4		246	329	465	1.648	1
Hungary			695	357		550		2
Bulgaria		5	3	128	2	387	6	3
Slovakia				512	5	550	11	1
Serbia			762	198	107	146	33	
Moldova			19	6	14	3	1	
Bosnia-Hercegovina	210	1	1.355	8				
Croatia	65		1.019	9				
Nordmakedonien	7		13	32	30	9		
Kosovo			9	4				



Best regards,

Danish Crown

African swine fever outbreaks in China



Cities/Regions		
Shenyang	Harbin	Great Khinogan Mountains
Zhengzhou	Yunnan	Yulin
Lianyungang	Jinshan	Guigang
Wenzhou	Jiangxi	Chongqing
Xuancheng	Shaanxi	Bome
Wuxi	Heilongjiang	Bayi
Chuzhou	Tongzhou	Gongbo'gyamda
Jiamusi	Linfen	Urumqi
Tongling	Daitongzhuangcun	Hubei
Xilin Gol	Qianshanzhen	Shizhu
Wuhu City	Huxian	Chengmai
Jilin	Dongjiang Avenue	
Songyuan	Yongning	
Gongzhuling	Siyang	
Horgin	Jiangsu	
Hohhot	Suihua	
Yingkou	Guizhou	
Zhaotong	Sanming	
Luotian	Zhuhai	
Baojing	Jinan	
Qingyang	Jinzhou	
Wuxue	Panjin	
Sichuan	Xushui	

Best regards,
Danish Crown

Top 10 importers of Danish pork meat

The top 10 is ranked based on the value of the Danish Export of pork meat in January – October 2021. All pork meat (incl. live pigs) is included in the figures below

Country	January - Nov. 2022		January - Nov. 2021	
	Value in million DKK	Tonnage	Value in million DKK	Tonnage
Chian/Hong Kong	5.678	333.262	7.861	492.818
Germany	5.537	376.320	4.901	358.512
Poland	3.999	316.678	3.205	259.250
Japan	2.905	98.550	2.642	86.589
UK	2.807	140.564	2.540	139.729
Italy	1.989	125.970	1.714	127.602
USA	1.321	41.049	1.156	38.436
Australia	1.059	47.872	1027	41.754
South Korea	447	19.041	632	24.285
Sweden	643	25.351	473	21.732
Top 10 total	26.385	1.524.657	26.151	1.590.707
Other countries	4.846	241.679	3.963	220.007
Total	31.231	1.766.336	30.114	1.810.714