

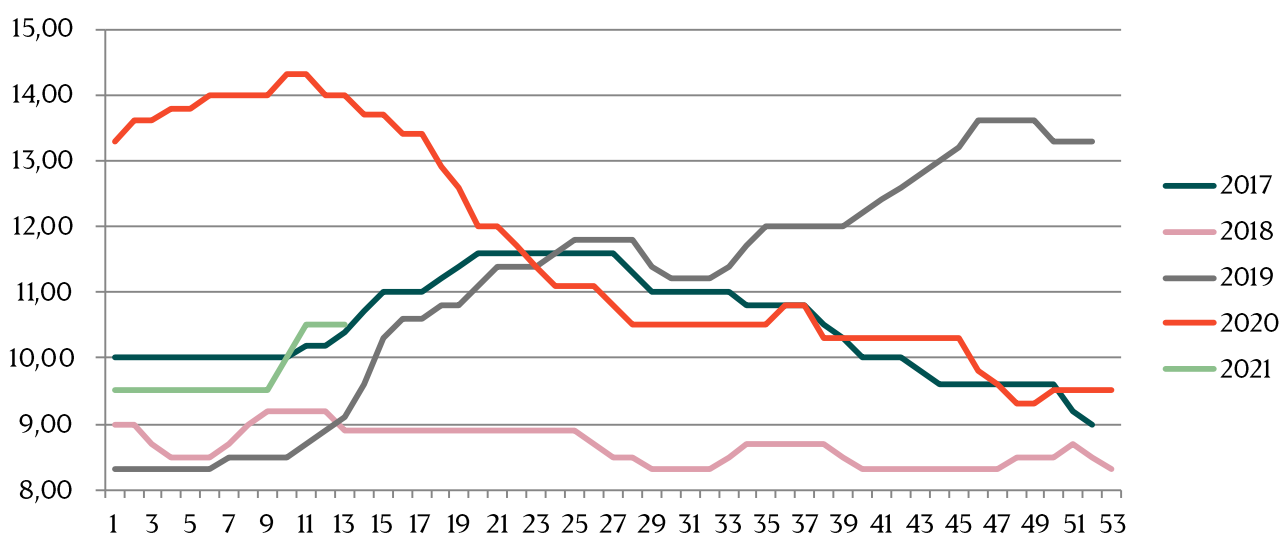
Live hog prices dressed weight

Weight interval	DKK / Kg	
	29.03.2021-04.04.2021 (Week13)	22.03.2021-28.03.2021 (Week 12)
50,0-50,9	5,50	5,50
51,0-55,9	6,50	6,50
56,0-58,9	7,50-8,00	7,50-8,00
59,0-68,9	8,25-10,00	8,25-10,00
69,0-93,9	10,50	10,50
94,0-94,9	10,25	10,25
95,0-95,9	9,80	9,80
96,0-96,9	9,35	9,35
97,0-97,9	8,70	8,70
98,0-98,9	8,60	8,60
99,0-100,9	8,50	8,50
101,0-109,9	8,00	8,00
Statistics	Week 11, 2021	Week 11, 2020
Killings - Danish Crown	281.976	243.738
Hereof sows	4.764	4.018
Average weight (dressed) kg.	88,22	88,33
Weight interval 50,0 - 71,9 Kg	1,23%	1,38%
Weight interval 72,0 - 96,9 Kg	84,36%	89,04%
Weight interval 97,0 - 109,9 Kg	14,41%	9,58%
Average meat contents	88,22	88,33
Per kg / dressed (DKK)	10,65	14,46
Per hog / dressed (DKK)	940	1.277

Weekly pig price – Danish Crown

Week	2021	2020
1	9,5	13,30
2	9,5	13,60
3	9,5	13,60
4	9,5	13,80
5	9,5	13,80
6	9,5	14,00
7	9,5	14,00
8	9,5	14,00
9	9,5	14,00
10	10	14,30
11	10,5	14,30
12	10,5	14,00
13	10,5	14,00
14		13,70
15		13,70
16		13,40
17		13,40
18		12,90
19		12,60
20		12,00
21		12,00
22		11,70
23		11,40
24		11,10
25		11,10
26		11,10

Week	2021	2020
27		10,80
28		10,50
29		10,50
30		10,50
31		10,50
32		10,50
33		10,50
34		10,50
35		10,50
36		10,80
37		10,80
38		10,30
39		10,30
40		10,30
41		10,30
42		10,30
43		10,30
44		10,30
45		10,30
46		9,80
47		9,60
48		9,30
49		9,30
50		9,50
51		9,50
52		9,50
53		9,50
Average (week)	9,77	11,62



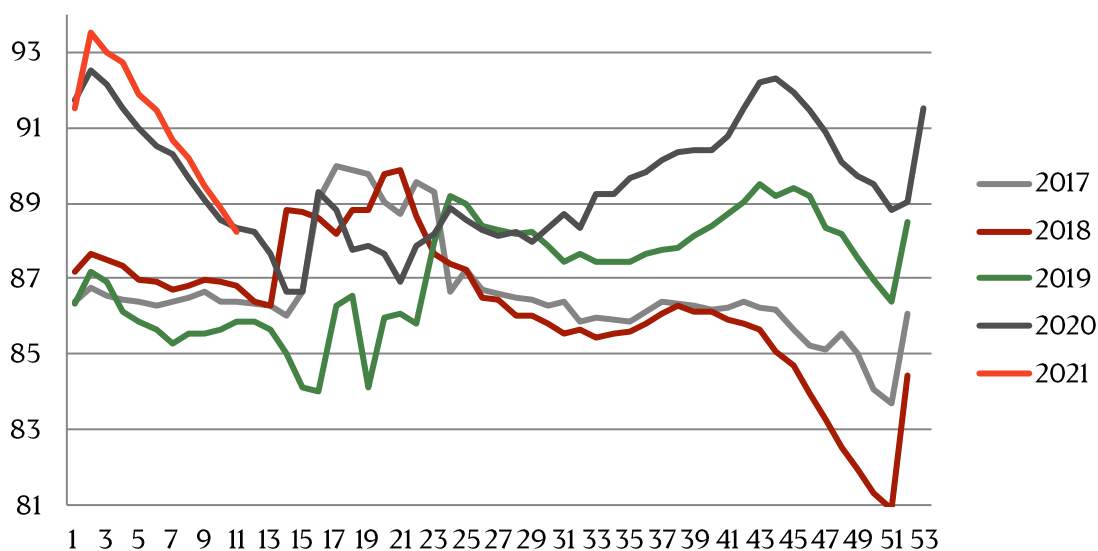
Best regards,

Danish Crown

Average weight, Danish Crown (dressed) kg

Week	2021	2020
1	91,54	91,72
2	93,52	92,53
3	93,01	92,18
4	92,73	91,54
5	91,87	91,01
6	91,45	90,49
7	90,7	90,28
8	90,21	89,66
9	89,48	89,07
10	88,85	88,53
11	88,22	88,33
12		88,23
13		87,68
14		86,65
15		86,66
16		89,32
17		88,84
18		87,77
19		87,87
20		87,64
21		86,94
22		87,87
23		88,21
24		88,87
25		88,57
26		88,28

Week	2021	2020
27		88,12
28		88,22
29		87,98
30		88,33
31		88,69
32		88,33
33		89,24
34		89,22
35		89,69
36		89,84
37		90,15
38		90,37
39		90,39
40		90,39
41		90,80
42		91,54
43		92,21
44		92,32
45		91,97
46		91,46
47		90,88
48		90,10
49		89,72
50		89,49
51		88,80
52		89,01
53		91,54
Average (week)	91,05	89,50

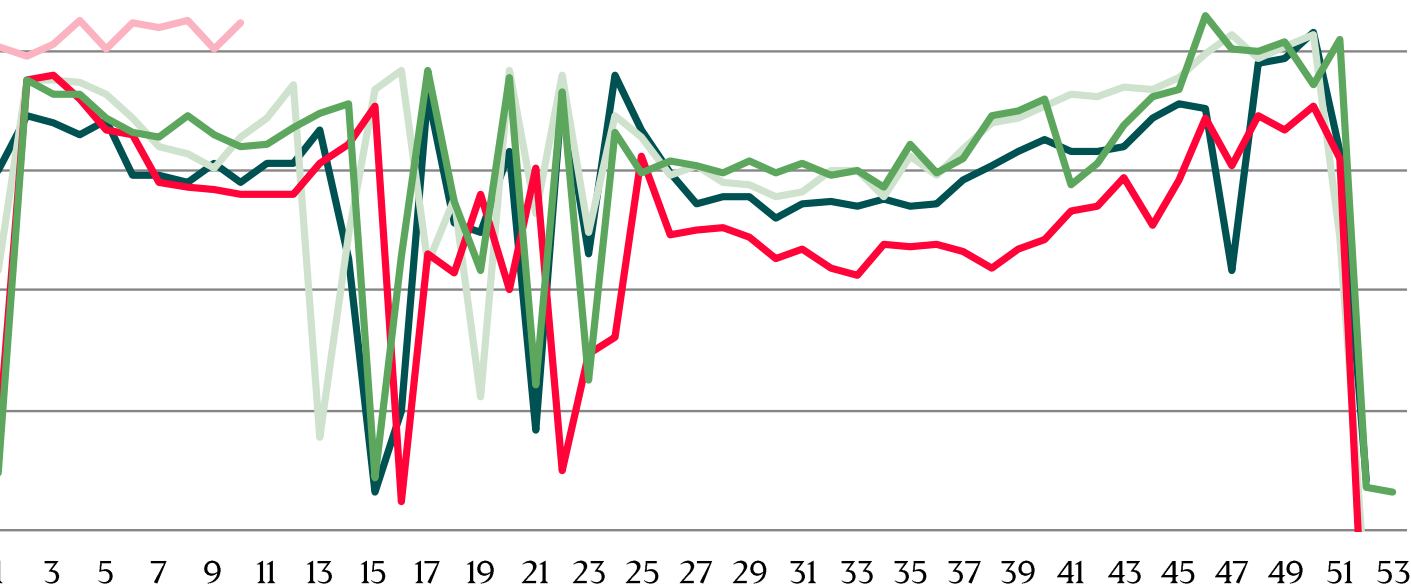


Best regards,
Danish Crown

Total killings Denmark (98 % of all slaughtering)

Week	2021	2020
1	381415	203.768
2	377561	367.603
3	382076	361.313
4	392.344	361.348
5	380.862	351.634
6	391.853	345.865
7	389.316	343.499
8	392.803	352.385
9	380.154	344.474
10	391.261	340.237
11		341.090
12		348.230
13		353.750
14		357.739
15		202.219
16		294.576
17		371.519
18		317184
19		288.549
20		368.284
21		240.165
22		362.427
23		242.475
24		345.561
25		329.279
26		334.024

Week	2021	2020
27		331.436
28		328.724
29		333.829
30		329.207
31		332.989
32		327.563
33		329.490
34		323.247
35		341.204
36		328.517
37		334.976
38		352.297
39		354.443
40		359.244
41		324.024
42		332.460
43		348.445
44		360.837
45		363.191
46		394.011
47		380.082
48		379.615
49		383.771
50		366.131
51		384.293
52		197.639
53		195.863

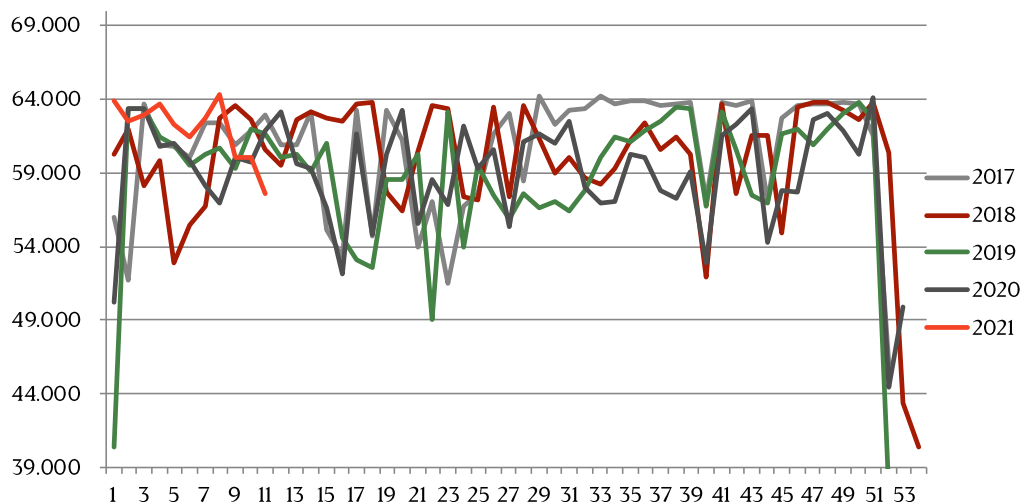


Best regards,
Danish Crown

Weekly slaughtering's Danish Crown Essen

Week	2021	2020
1	63856	50.209
2	62474	63.378
3	62901	63.402
4	63648	60.747
5	62280	61.019
6	61.404	59.845
7	62.697	58.095
8	64.376	56.897
9	60.006	60.033
10	60.090	59.724
11	57.586	61.817
12		63.130
13		59.585
14		59.247
15		56.629
16		52.081
17		61.680
18		54.760
19		60.222
20		63.225
21		55.570
22		58.517
23		56.849
24		62.218
25		59.332
26		60.534

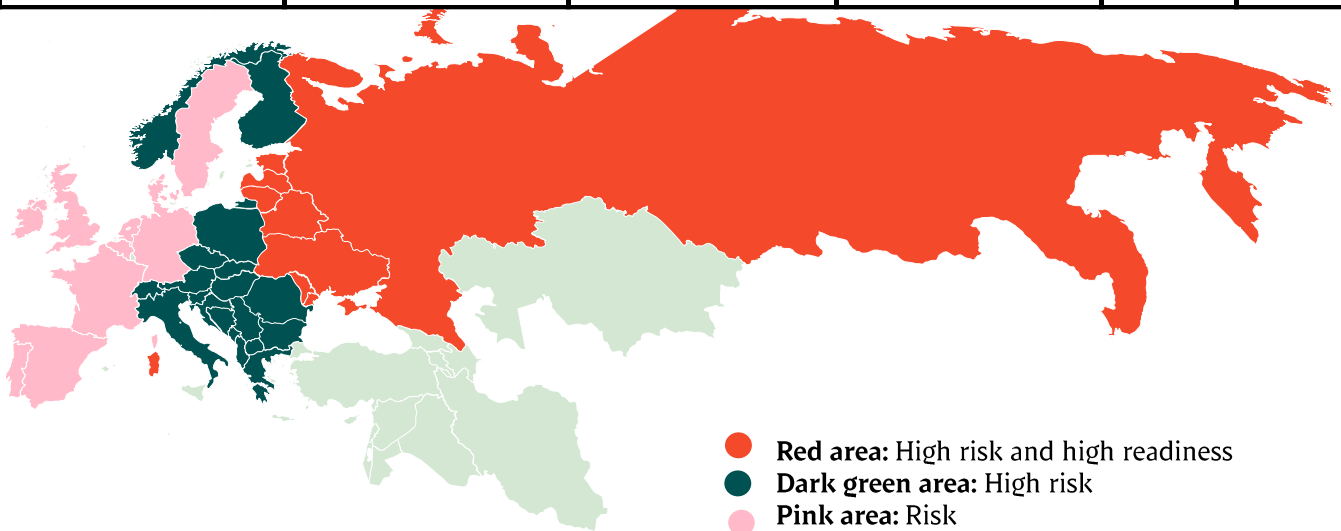
Week	2021	2020
27		55.300
28		61.076
29		61.663
30		61.043
31		62.529
32		58.016
33		56.966
34		57.021
35		60.226
36		60.086
37		57.850
38		57.241
39		59.037
40		52.913
41		61.570
42		62.290
43		63.361
44		54.244
45		57.791
46		57.701
47		62.613
48		62.997
49		61.829
50		60.254
51		64.077
52		44.436
53		49.926
Average (week)	61.938	58.921
Total (year)	681.318	3.122.801
Change (week)	5,12%	0,21%



Best regards,
Danish Crown

African swine fever

	Period		Year to date		2020	
	March 1 st - March 7 th		January 1 st - March 7 th		Pigs	Wild boars
	Pigs	Wild boars	Pigs	Wild boars	Pigs	Wild boars
				24		66
		2		66	3	300
		3		40	3	222
		64		786	103	3.980
				4		40
			2		23	5
	16	35	281	470	1.008	848
		116		1.084		3.952
		8		132	19	509
		77		405	17	328
	2		17		15	41
					2	30
						3
		43		422		338
					1	
	18	348	300	3.433	1.194	10.662



Best regards,
Danish Crown



African swine fever outbreaks in China



Cities/Regions		
Shenyang	Harbin	Great Khinogan Mountains
Zhengzhou	Yunnan	Yulin
Lianyungang	Jinshan	Guigang
Wenzhou	Jiangxi	Chongqing
Xuancheng	Shaanxi	Bome
Wuxi	Heilongjiang	Bayi
Chuzhou	Tongzhou	Gongbo'gyamda
Jiamusi	Linfen	Urumqi
Tongling	Daitongzhuangcun	Hubei
Xilin Gol	Qianshanzhen	Shizhu
Wuhu City	Huxian	Chengmai
Jilin	Dongjiang Avenue	
Songyuan	Yongning	
Gongzhuling	Siyang	
Horqin	Jiangsu	
Hohhot	Suihua	
Yingkou	Guizhou	
Zhaotong	Sanming	
Luotian	Zhuhai	
Baojing	Jinan	
Qingyang	Jinzhou	
Wuxue	Panjin	
Sichuan	Xushui	

Best regards,

Danish Crown

Top 10 importers of Danish pork meat

The top 10 is ranked based on the value of the Danish Export of pork meat in January – July 2020. All pork meat (incl. live pigs) is included in the figures below

Country	January - December 2020		January - December 2019	
	Value in million DKK	Tonnage	Value in million DKK	Tonnage
Chian/Hong Kong	9.282	532.922	6.346	378.328
Germany	6.748	422.274	7.084	454.801
Poland	4.511	276.275	4.780	265.370
UK	3.492	177.006	3.442	187.326
Japan	2.819	85.848	3.506	111.845
Italy	1.681	107.993	1.767	101.720
Australia	817	32.164	1.161	50.899
USA	922	30.887	679	25.041
Sweden	542	23.510	546	22.582
Netherlands	433	26.530	423	29.754
Top 10 total	31.247	1.715.409	29.734	1.627.666
Other countries	4.551	199.679	3.889	173.491
Total	35.798	1.915.088	33.623	1.801.157

Best regards,

Danish Crown