

Live hog prices dressed weight

Weight interval	DKK / Kg	
	10.07.2017 – 14.07.2017 (Week 28)	03.07.2017 – 07.07.2017 (Week 27)
	50,0 - 59,9 Kg	7,30-8,30
60,0 - 73,9 Kg	9,80 - 11,15	10,10 - 11,45
74,0 - 95,9 Kg	11,30	11,60
96,0 - 96,9 Kg	11,10	11,40
97,0 - 97,9 Kg	10,70	11,00
98,0 - 98,9 Kg	10,40	10,70
99,0 - 99,9 Kg	10,10	10,40
100,0 - 109,9 Kg	8,80	9,10

Statistics	DKK / Kg	
	Week 26, 2017	Week 26, 2016
Killings - Danish Crown	250.788	261.450
Hereof sows	5.145	5.461
Average weight	86,68	91,47
Weight interval 50,0 -	5,04%	4,82%
Weight interval 74,0 -	90,38%	91,47%
Weight interval 96,0 -	4,58%	3,70%
Average meat contents	60,61	60,70
Per kg / dressed (DKK)	11,69	10,29
Per hog / dressed (DKK)	1.013	870




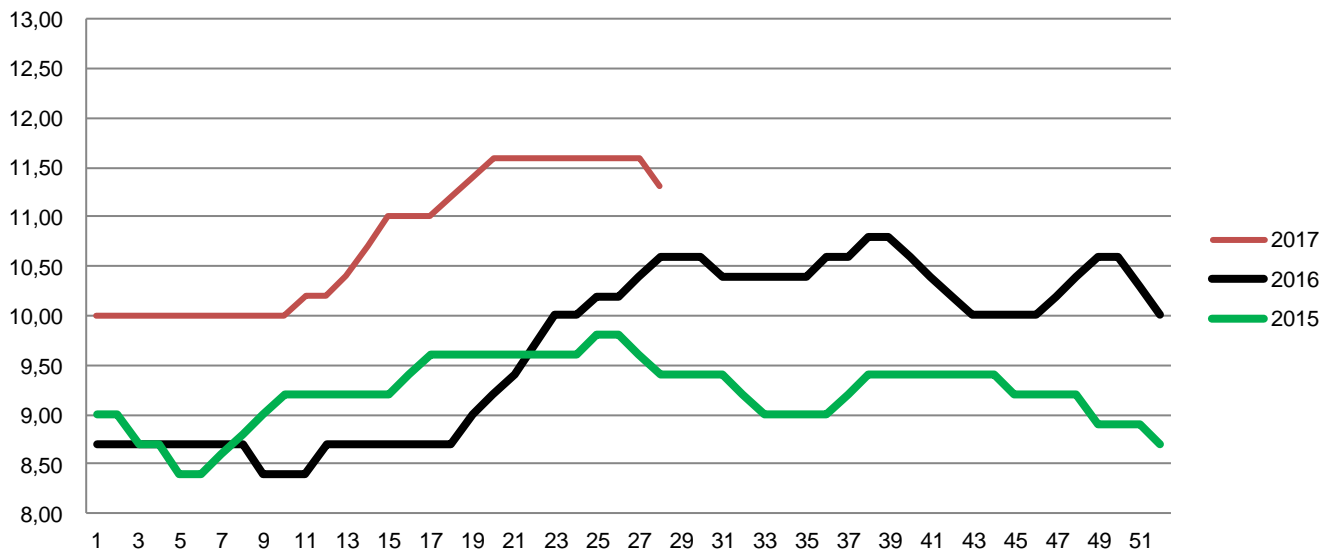
Best regards
Danish Crown



Weekly pig price – Danish Crown

Week	2017	2016	2015
1	10,00	8,70	9,00
2	10,00	8,70	9,00
3	10,00	8,70	8,70
4	10,00	8,70	8,70
5	10,00	8,70	8,40
6	10,00	8,70	8,40
7	10,00	8,70	8,60
8	10,00	8,70	8,80
9	10,00	8,40	9,00
10	10,00	8,40	9,20
11	10,20	8,40	9,20
12	10,20	8,70	9,20
13	10,40	8,70	9,20
14	10,70	8,70	9,20
15	11,00	8,70	9,20
16	11,00	8,70	9,40
17	11,00	8,70	9,60
18	11,20	8,70	9,60
19	11,40	9,00	9,60
20	11,60	9,20	9,60
21	11,60	9,40	9,60
22	11,60	9,70	9,60
23	11,60	10,00	9,60
24	11,60	10,00	9,60
25	11,60	10,20	9,80
26	11,60	10,20	9,80

Week	2017	2016	2015
27	11,60	10,40	9,60
28	11,30	10,60	9,40
29		10,60	9,40
30		10,60	9,40
31		10,40	9,40
32		10,40	9,20
33		10,40	9,00
34		10,40	9,00
35		10,40	9,00
36		10,60	9,00
37		10,60	9,20
38		10,80	9,40
39		10,80	9,40
40		10,60	9,40
41		10,40	9,40
42		10,20	9,40
43		10,00	9,40
44		10,00	9,40
45		10,00	9,20
46		10,00	9,20
47		10,20	9,20
48		10,40	9,20
49		10,60	8,90
50		10,60	8,90
51		10,30	8,90
52		10,00	8,70
Average (week)	10,76	9,69	9,22



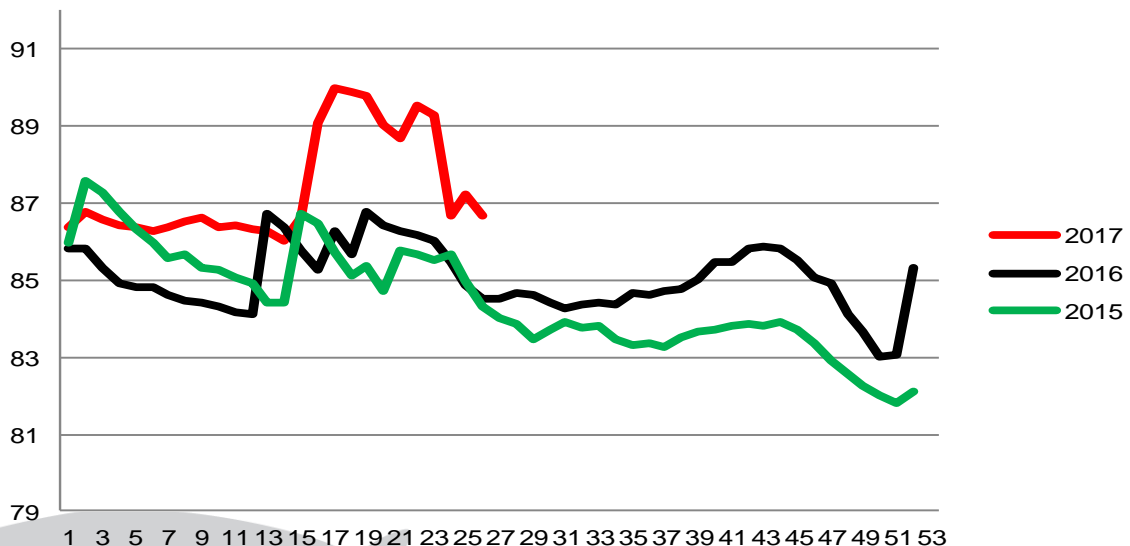
Best regards
Danish Crown



Average weight, Danish Crown (dressed) kg

Week	2017	2016	2015
1	86,39	85,81	85,98
2	86,78	85,84	87,57
3	86,55	85,32	87,26
4	86,44	84,90	86,79
5	86,39	84,80	86,31
6	86,29	84,83	85,96
7	86,36	84,61	85,55
8	86,51	84,46	85,69
9	86,65	84,41	85,32
10	86,39	84,34	85,29
11	86,40	84,19	85,05
12	86,32	84,13	84,94
13	86,26	86,75	84,41
14	86,01	86,38	84,41
15	86,63	85,77	86,72
16	89,07	85,28	86,49
17	90	86,26	85,73
18	89,88	85,69	85,13
19	89,8	86,76	85,39
20	89,05	86,44	84,72
21	88,69	86,27	85,77
22	89,55	86,16	85,68
23	89,3	86,03	85,51
24	86,66	85,49	85,66
25	87,23	84,85	84,98
26	86,68	84,54	84,30

Week	2017	2016	2015
27		84,53	84,04
28		84,65	83,89
29		84,63	83,47
30		84,43	83,71
31		84,27	83,94
32		84,36	83,77
33		84,41	83,80
34		84,37	83,44
35		84,69	83,29
36		84,62	83,34
37		84,74	83,26
38		84,75	83,53
39		85,00	83,69
40		85,47	83,74
41		85,49	83,82
42		85,81	83,89
43		85,85	83,84
44		85,83	83,92
45		85,54	83,71
46		85,05	83,35
47		84,92	82,93
48		84,12	82,54
49		83,64	82,27
50		83,00	82,00
51		83,07	81,81
52		85,30	82,13
53			84,43
Average (week)	87,40	85,05	84,49



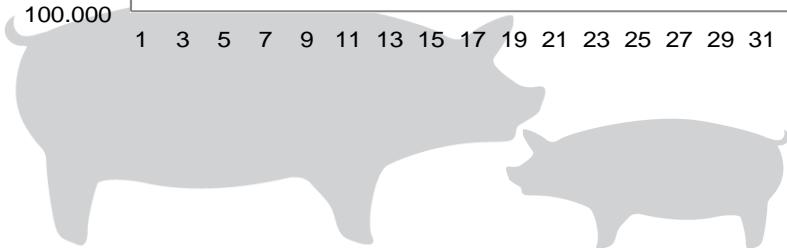
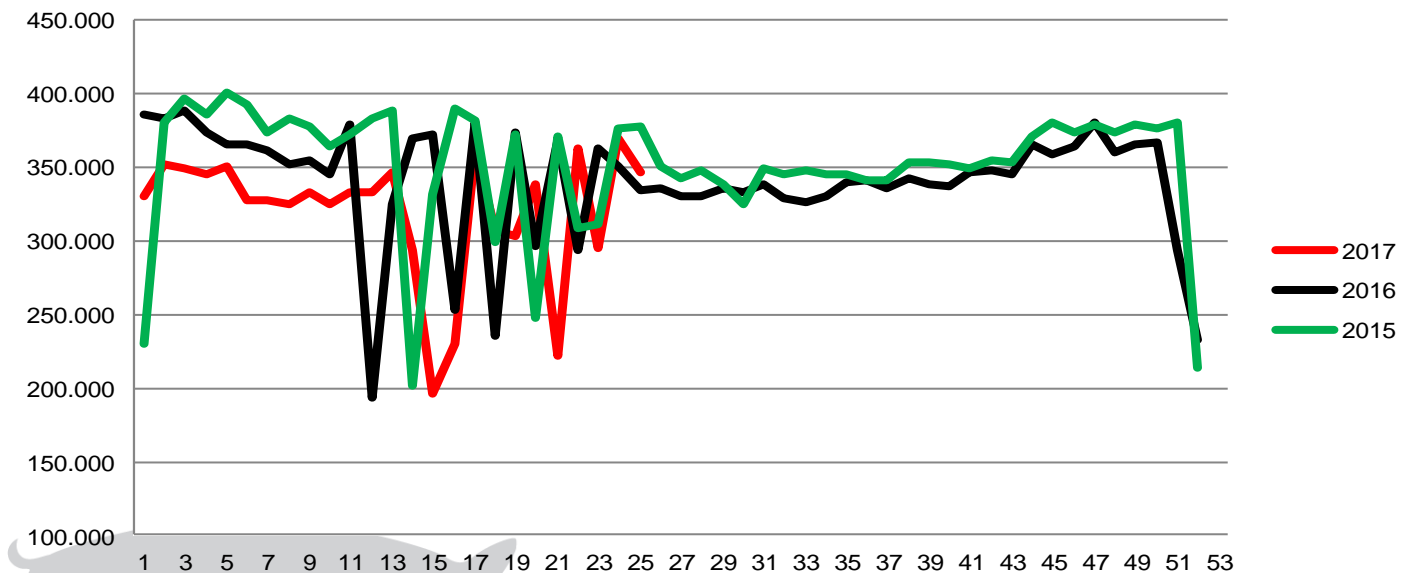
Best regards
Danish Crown



Total killings Denmark (98 % of all slaughtering's)

Week	2017	2016	2015
1	330.200	385.797	229.696
2	352.640	383.047	381.074
3	349.843	388.343	396.436
4	344.588	374.324	386.516
5	350.838	364.970	400.526
6	327.579	365.467	392.058
7	327.514	361.117	374.154
8	324.574	351.555	382.955
9	332.704	354.974	377.658
10	324.896	344.868	363.533
11	332.400	379.319	371.898
12	333.042	194.070	382.753
13	347.167	325.218	388.293
14	293.121	369.446	201.403
15	196.363	372.017	331.081
16	229.863	253.752	390.229
17	361.591	380.456	381.499
18	307.888	235.445	299.820
19	303.795	373.955	372.029
20	338.348	296.852	247.949
21	222.096	368.802	371.320
22	362.354	293.366	308.817
23	295.150	363.254	310.785
24	369.464	351.266	376.431
25	346.543	334.945	377.649
26		335.984	350.258

Week	2017	2016	2015
27		330.564	342.545
28		330.712	348.323
29		335.694	338.607
30		333.626	325.378
31		338.528	349.050
32		328.402	345.000
33		325.905	347.860
34		330.131	345.284
35		340.115	345.856
36		340.573	341.651
37		335.916	341.372
38		342.188	354.011
39		338.515	353.679
40		337.048	352.539
41		346.281	349.023
42		347.449	355.194
43		345.552	353.428
44		365.479	370.453
45		358.377	381.122
46		364.027	374.076
47		380.387	379.225
48		360.391	373.294
49		365.537	378.861
50		367.202	376.079
51		293.806	380.302
52		232.600	214.345
53			214.290
Average (week)	320.182	340.723	348.635
Total (year)	8.004.561	17.717.614	18.263.377



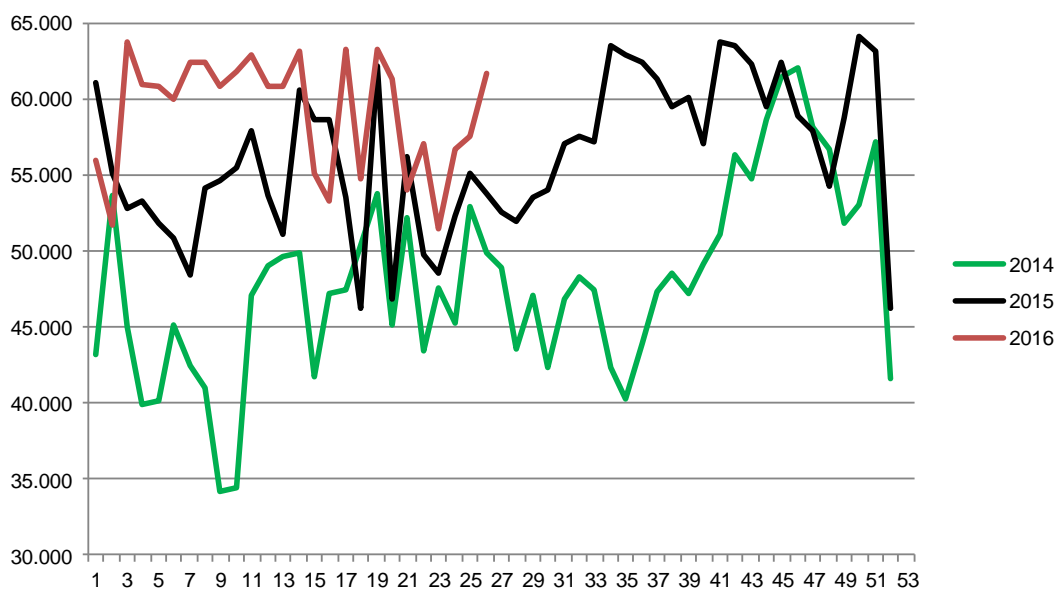
Best regards
Danish Crown



Weekly slaughtering's Danish Crown Essen

Week	2017	2016	2015
1	55.941	61.008	43.195
2	51.750	55.082	53.638
3	63.697	52.807	45.020
4	60.900	53.237	39.931
5	60.849	51.815	40.117
6	60.034	50.912	45.104
7	62.439	48.411	42.472
8	62.356	54.099	40.946
9	60.854	54.564	34.166
10	61.852	55.520	34.377
11	62.925	57.931	47.055
12	60.855	53.690	48.978
13	60.885	51.129	49.673
14	63.124	60.589	49.904
15	55.147	58.608	41.702
16	53.305	58.646	47.150
17	63.211	53.508	47.488
18	54.697	46.260	50.416
19	63.208	62.129	53.759
20	61.278	46.814	45.179
21	53.958	56.222	52.159
22	57.051	49.798	43.422
23	51.432	48.579	47.593
24	56.730	52.277	45.265
25	57.586	55.088	52.956
26	61.698	53.747	49.840

Week	2017	2016	2015
27		52.567	48.928
28		51.977	43.582
29		53.498	47.141
30		54.009	42.317
31		57.008	46.882
32		57.569	48.324
33		57.230	47.392
34		63.500	42.320
35		62.909	40.239
36		62.374	43.894
37		61.328	47.298
38		59.540	48.522
39		60.082	47.249
40		57.049	49.104
41		63.693	51.140
42		63.445	56.284
43		62.265	54.756
44		59.466	58.676
45		62.394	61.458
46		58.916	62.096
47		57.902	58.136
48		54.257	56.648
49		58.725	51.792
50		64.147	53.040
51		63.091	57.128
52		46.280	41.578
53			50.466
Average (week)	59.145	56.302	48.073
Total (year)	1.537.762	2.927.691	2.497.429
Change (week)	5,05%	17,12%	-2,52%



Best regards
Danish Crown



EU-Japan free trade

The EU-Japan free trade agreement may help to significantly boost pork exports to Japan.



Pork exports from Denmark to Japan began in the mid-1970s and really took off in the 1980s. Until now, a complex Japanese customs system has prevented Danish Crown from expanding its collaboration with its Japanese customers.

- The free trade agreement creates better opportunities for exporting high-quality specialty products to Japan. Danish Crown already has a foothold in this Japanese market which is supplied from our abattoir in Ringsted, Denmark. Now our task is to increase sales and strengthen customer relationships, and fortunately the Japanese market has already indicated its interest in doing so, says Jais Valeur.

The Japanese market already accounts for a considerable share of Danish Crown's streaky bacon and brisket sales. Last year Danish Crown exported more than 100,000 tonnes of pork to Japan.

Best regards
Danish Crown

