

## Live hog prices dressed weight

Weight interval	DKK / Kg	
	12.03.2018 – 16.03.2018	05.03.2018 – 11.03.2018
	(Week 10)	(Week 10)
50,0 - 59,9 Kg	5,20-6,20	5,20-6,20
60,0 - 73,9 Kg	7,70-9,15	7,70-9,15
74,0 - 95,9 Kg	<b>9,20</b>	<b>9,20</b>
96,0 - 96,9 Kg	8,90	8,90
97,0 - 97,9 Kg	8,60	8,60
98,0 - 98,9 Kg	8,40	8,40
99,0 - 99,9 Kg	8,00	8,00
100,0 - 109,9 Kg	6,70	6,70

Statistics	Week 9, 2018		Week 9, 2017	
	Killings - Danish Crown	257.856		257.706
Hereof sows	4.743		4.989	
Average weight	86,99		86,65	
Weight interval 50,0 -	2,98%		4,32%	
Weight interval 74,0 -	91,67%		90,91%	
Weight interval 96,0 -	5,35%		4,77%	
Average meat contents	60,67		60,59	
Per kg / dressed (DKK)	9,32		10,06	
Per hog / dressed (DKK)	811		872	




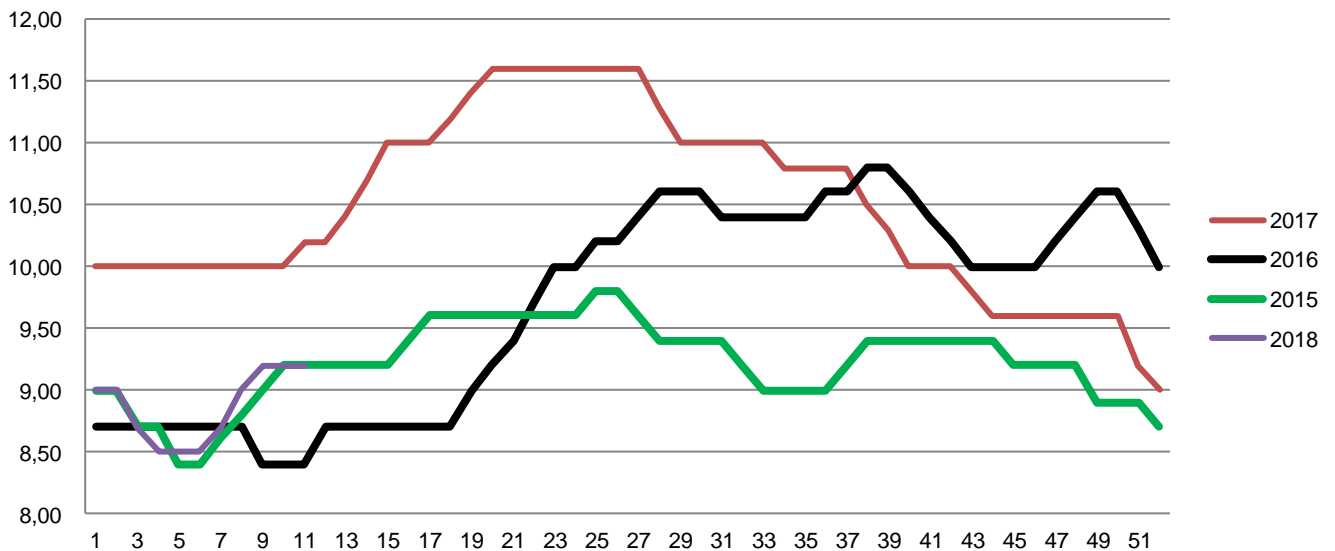
Best regards  
Danish Crown



## Weekly pig price – Danish Crown

Week	2018	2017	2016
1	9,00	10,00	8,70
2	9,00	10,00	8,70
3	8,70	10,00	8,70
4	8,50	10,00	8,70
5	8,50	10,00	8,70
6	8,50	10,00	8,70
7	8,70	10,00	8,70
8	9,00	10,00	8,70
9	9,20	10,00	8,40
10	9,20	10,00	8,40
11	9,20	10,20	8,40
12		10,20	8,70
13		10,40	8,70
14		10,70	8,70
15		11,00	8,70
16		11,00	8,70
17		11,00	8,70
18		11,20	8,70
19		11,40	9,00
20		11,60	9,20
21		11,60	9,40
22		11,60	9,70
23		11,60	10,00
24		11,60	10,00
25		11,60	10,20
26		11,60	10,20

Week	2018	2017	2016
27		11,60	10,40
28		11,30	10,60
29		11,00	10,60
30		11,00	10,60
31		11,00	10,40
32		11,00	10,40
33		11,00	10,40
34		10,80	10,40
35		10,80	10,40
36		10,80	10,60
37		10,80	10,60
38		10,50	10,80
39		10,30	10,80
40		10,00	10,60
41		10,00	10,40
42		10,00	10,20
43		9,80	10,00
44		9,60	10,00
45		9,60	10,00
46		9,60	10,00
47		9,60	10,20
48		9,60	10,40
49		9,60	10,60
50		9,60	10,60
51		9,20	10,30
52		9,00	10,00
<b>Average (week)</b>	8,86	10,49	9,69



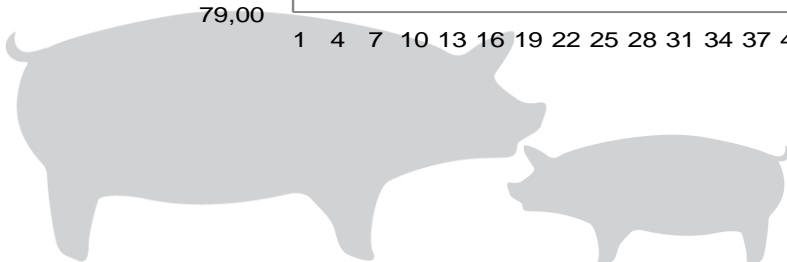
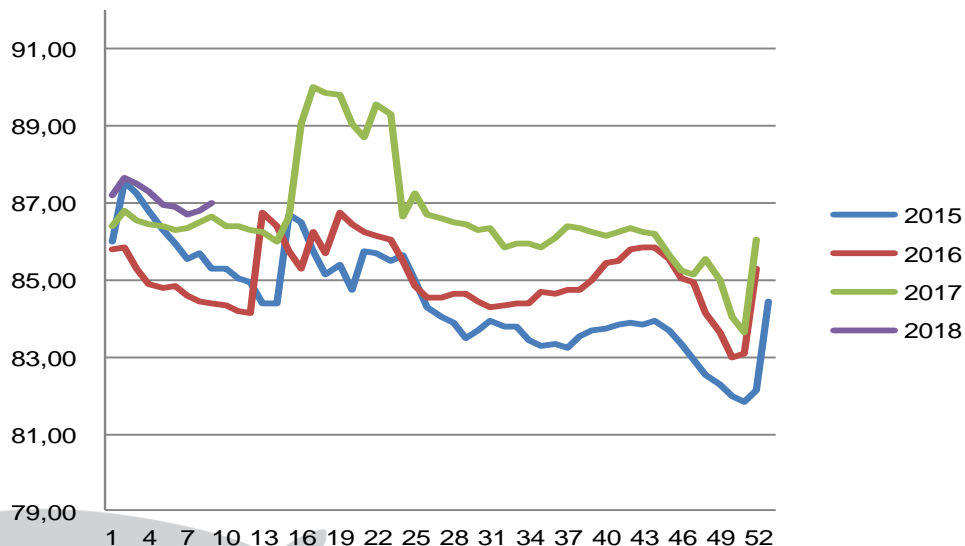
Best regards  
Danish Crown



## Average weight, Danish Crown (dressed) kg

Week	2018	2017	2016
1	87,18	86,39	85,81
2	87,67	86,78	85,84
3	87,52	86,55	85,32
4	87,32	86,44	84,90
5	86,95	86,39	84,80
6	86,9	86,29	84,83
7	86,71	86,36	84,61
8	86,81	86,51	84,46
9	86,99	86,65	84,41
10		86,39	84,34
11		86,40	84,19
12		86,32	84,13
13		86,26	86,75
14		86,01	86,38
15		86,63	85,77
16		89,07	85,28
17		90	86,26
18		89,88	85,69
19		89,8	86,76
20		89,05	86,44
21		88,69	86,27
22		89,55	86,16
23		89,3	86,03
24		86,66	85,49
25		87,23	84,85
26		86,68	84,54

Week	2018	2017	2016
27		86,58	84,53
28		86,51	84,65
29		86,45	84,63
30		86,29	84,43
31		86,36	84,27
32		85,85	84,36
33		85,94	84,41
34		85,93	84,37
35		85,86	84,69
36		86,11	84,62
37		86,39	84,74
38		86,34	84,75
39		86,26	85,00
40		86,16	85,47
41		86,25	85,49
42		86,37	85,81
43		86,23	85,85
44		86,20	85,83
45		85,67	85,54
46		85,24	85,05
47		85,14	84,92
48		85,54	84,12
49		85,00	83,64
50		84,05	83,00
51		83,66	83,07
52		86,05	85,30
53			
Average (week)	87,12	86,63	85,05



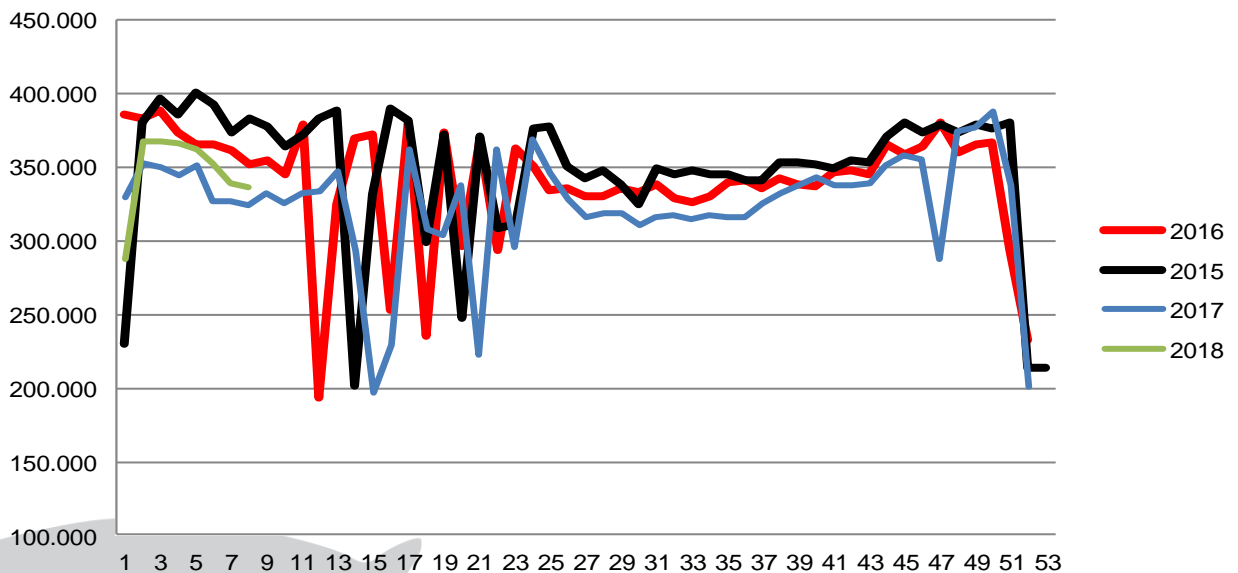
Best regards  
Danish Crown



# Total killings Denmark (98 % of all slaughtering's)

Week	2018	2017	2016
1	287.789	330.200	385.797
2	367.703	352.640	383.047
3	368.047	349.843	388.343
4	366.312	344.588	374.324
5	361.495	350.838	364.970
6	352.145	327.579	365.467
7	339.607	327.514	361.117
8	336.613	324.574	351.555
9		332.704	354.974
10		324.896	344.868
11		332.400	379.319
12		333.042	194.070
13		347.167	325.218
14		293.121	369.446
15		196.363	372.017
16		229.863	253.752
17		361.591	380.456
18		307.888	235.445
19		303.795	373.955
20		338.348	296.852
21		222.096	368.802
22		362.354	293.366
23		295.150	363.254
24		369.464	351.266
25		346.543	334.945
26		328.572	335.984

Week	2018	2017	2016
27		316.094	330.564
28		318.587	330.712
29		319.253	335.694
30		310.190	333.626
31		315.798	338.528
32		317.417	328.402
33		315.163	325.905
34		317.991	330.131
35		315.491	340.115
36		316.023	340.573
37		325.665	335.916
38		332.238	342.188
39		338.042	338.515
40		343.169	337.048
41		338.280	346.281
42		338.248	347.449
43		339.635	345.552
44		351.609	365.479
45		357.562	358.377
46		355.765	364.027
47		288.044	380.387
48		374.236	360.391
49		376.643	365.537
50		387.398	367.202
51		338.331	293.806
52		200.738	232.600
53			
Average (week)	347.464	324.630	340.723
Total (year)	2.779.711	16.880.743	17.717.614



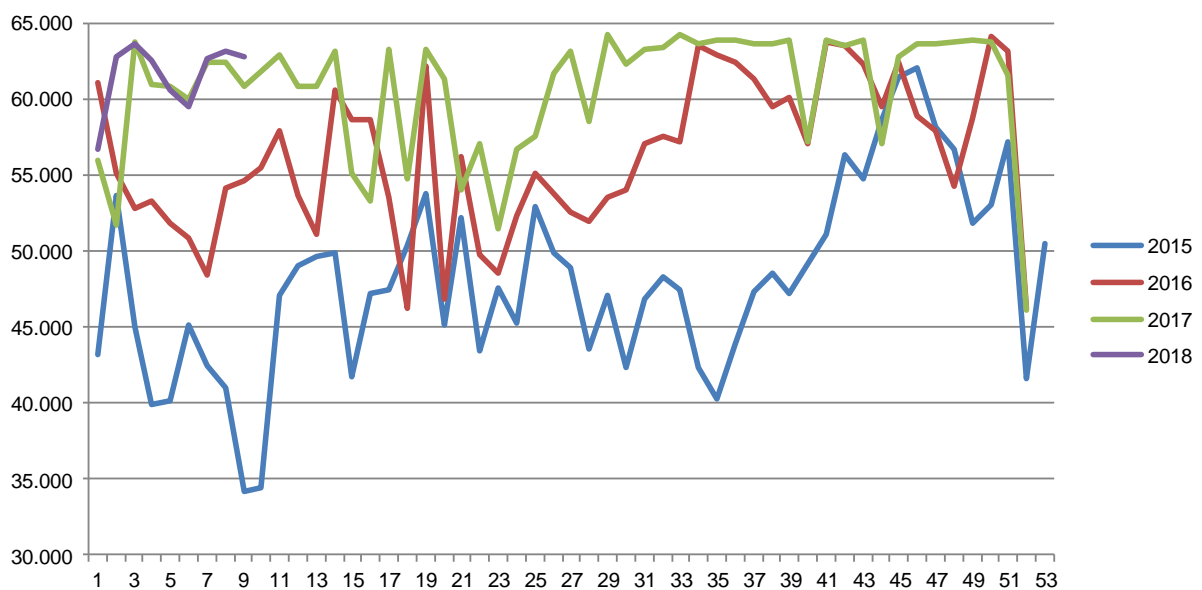
Best regards  
Danish Crown



## Weekly slaughtering's Danish Crown Essen

Week	2018	2017	2016
1	56.737	55.941	61.008
2	62.716	51.750	55.082
3	63.596	63.697	52.807
4	62.579	60.900	53.237
5	60.584	60.849	51.815
6	59.507	60.034	50.912
7	62.597	62.439	48.411
8	63.178	62.356	54.099
9	62.731	60.854	54.564
10		61.852	55.520
11		62.925	57.931
12		60.855	53.690
13		60.885	51.129
14		63.124	60.589
15		55.147	58.608
16		53.305	58.646
17		63.211	53.508
18		54.697	46.260
19		63.208	62.129
20		61.278	46.814
21		53.958	56.222
22		57.051	49.798
23		51.432	48.579
24		56.730	52.277
25		57.586	55.088
26		61.698	53.747

Week	2018	2017	2016
27		63.096	52.567
28		58.468	51.977
29		64.235	53.498
30		62.340	54.009
31		63.228	57.008
32		63.406	57.569
33		64.249	57.230
34		63.679	63.500
35		63.894	62.909
36		63.887	62.374
37		63.630	61.328
38		63.653	59.540
39		63.847	60.082
40		57.194	57.049
41		63.846	63.693
42		63.544	63.445
43		63.895	62.265
44		57.086	59.466
45		62.761	62.394
46		63.598	58.916
47		63.642	57.902
48		63.704	54.257
49		63.813	58.725
50		63.709	64.147
51		61.524	63.091
52		46.076	46.280
53			
<b>Average (week)</b>	61.581	60.649	56.302
<b>Total (year)</b>	554.225	3.153.766	2.927.691
<b>Change (week)</b>	1,54%	7,72%	17,23%



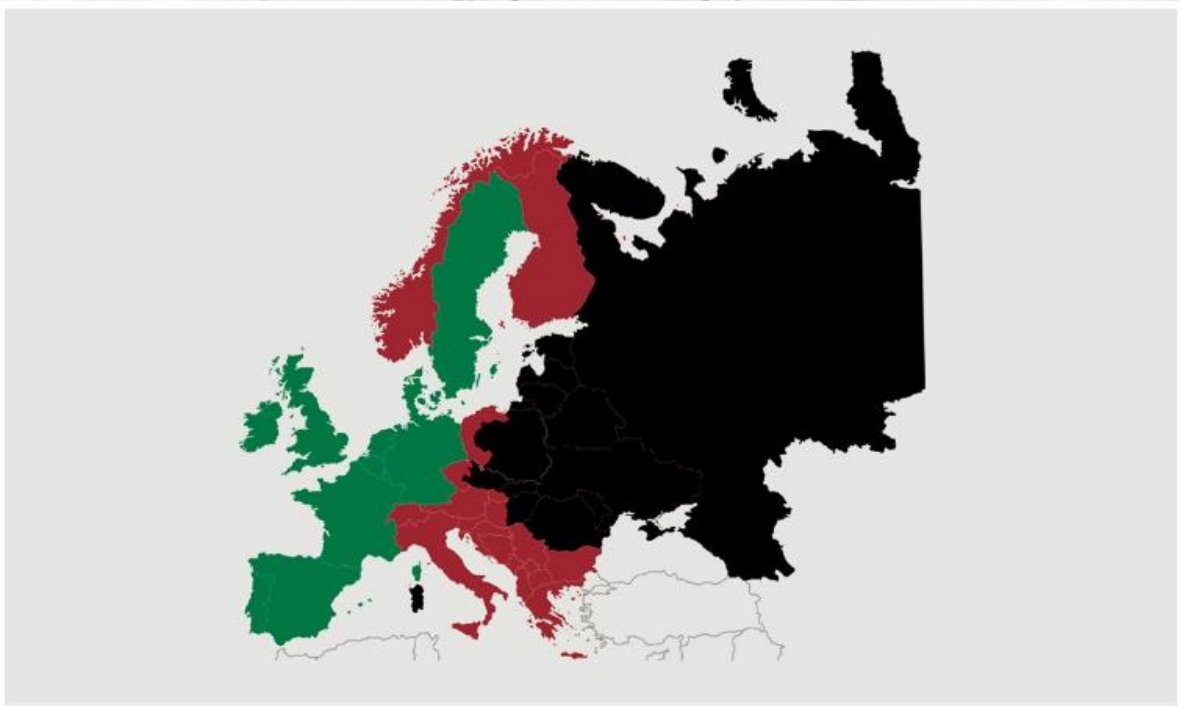
Best regards  
Danish Crown



## African swine fever

The EU Commission's reporting system for African swine fever for EU countries and Ukraine has been updated until 25<sup>th</sup> of February.

Country	Period		Year to date	
	February 18th – February 25th		January 1st – February 25th	
	Pigs	Wild boars	Pigs	Wild boars
<u>Estonia</u>		15		111
<u>Latvia</u>		10		212
<u>Lithuania</u>		62		414
<u>Poland</u>	1	72	4	571
<u>Italy</u>	1		2	24
<u>Ukraine</u>	2	2	16	23
<u>Czech republic</u>				17
<u>Romania</u>			2	



Black area: High risk and high readiness

Red area: High risk

Green area: Risk



Best regards  
Danish Crown



# Pork count, EU, December 2017

## Updated

1.000 stk.	Total bestand			Avlssøer			Drægtige søer		
	2017	2016	%-ændr.	2017	2016	%-ændr.	2017	2016	%-ændr.
Spanien	30138	29.232	3,1	2.479	2.415	2,6	1.635	1.667	-2
Tyskland	27553	27.376	0,6	1.904	1.908	-0,2	1.366	1.383	-1,3
Frankrig	13097	12.791	2,4	985	986	-0,1	691	698	-1
Danmark	12832	12.281	4,5	1.260	1.236	1,9	786	765	2,7
Holand	12296	11.881	3,5	1.066	1.022	4,3	690	664	3,9
Polen	11898	11.107	7,1	909	859	5,8	618	582	6,2
Italien	8571	8.478	1,1	562	558	0,6	465	464	0,3
Belgien	6108	6.177	-1,1	413	420	-1,5	340	346	-1,6
Rumænien	4441	4.708	-5,7	342	361	-5,3	211	223	-5,3
UK	4630	4.538	2	494	490	0,8	348	346	0,6
Ungarn	2870	2.907	-1,3	250	255	-2	163	169	-3,6
Østrig	2820	2.793	1	239	236	1,2	170	168	1,5
Portugal	2165	2.151	0,7	236	233	1	161	162	-0,6
Irland	1616	1.528	5,8	149	145	2,4	105	98	7,7
Tjekkiet	1532	1.479	3,5	136	134	1,8	85	83	2,8
Sverige	1382	1.436	-3,8	132	140	-5,9	90	98	-7,9
Finland	1108	1.197	-7,4	99	108	-8,3	70	78	-9,5
Kroatien	1113	1.163	-4,3	118	120	-1,7	35	39	-10,3
Grækenland	759	743	2,2	118	106	11,3	62	58	6,9
Litauen	612	664	-7,8	50	49	3,1	40	41	-2,5
Bulgarien	593	616	-3,8	62	65	-3,8	40	40	-0,3
Slovakiet	614	586	4,9	57	51	12,7	29	20	48,8
Cypern	350	353	-0,8	33	33	1,6	28	28	2
Letland	321	336	-4,7	35	38	-6	15	17	-9,6
Estland	285	266	7	27	25	4,7	20	20	3,6
Slovenien	257	266	-3,2	20	19	6,4	12	11	9,9
Luxembourg	91	95	-4,8	7	7	-1,2	4	5	-9,3
Malta	34	41	-16,8	3	4	-5,5	3	3	-7
<b>EU (28)</b>	<b>150086</b>	<b>147.188</b>	<b>2</b>	<b>12185</b>	<b>12.022</b>	<b>1,4</b>	<b>8285</b>	<b>8.274</b>	<b>0,1</b>
Serbien	2911	3.021	-3,6	427	433	-1,4	178	166	7,2



Best regards  
Danish Crown



## German quotation week 10, 2018

Week	2017			2018			Y-o-y (%)		
	Kill statistics		Quotation	Kill statistics		Quotation	Kill statistics		Quotation
	kg/pc	pcs	EUR	kg/pc	pcs	EUR	Weight	Volume	
1	96,91	933.600	1,57	98,41	864.858	1,37	1,5%	-7,4%	-12,7%
2	96,72	957.024	1,52	98,29	1.010.571	1,34	1,6%	5,6%	-11,8%
3	97,02	1.003.940	1,52	97,72	1.046.095	1,30	0,7%	4,2%	-14,5%
4	96,73	964.548	1,57	97,47	1.026.983	1,30	0,8%	6,5%	-17,2%
5	96,65	990.873	1,52	97,14	996.407	1,33	0,5%	0,6%	-12,5%
6	96,72	992.910	1,52	96,98	943.818	1,40	0,3%	-4,9%	-7,9%
7	96,56	988.046	1,52	96,88	938.916	1,46	0,3%	-5,0%	-3,9%
8	96,88	1.000.063	1,52	97,25	967.503	1,50	0,4%	-3,3%	-1,3%
9	96,76	977.428	1,54			1,55			0,6%
10	96,68	973.208	1,57			1,49			-5,1%
11	96,55	988.668	1,57						
12	96,74	996.871	1,61						
13	96,49	969.162	1,68						
14	96,36	1.010.352	1,73						
15	96,54	894.978	1,73	Last 10 weeks (y-o-y)			0,8%	-2,6%	-8,7%



Best regards  
Danish Crown

