

Live hog prices dressed weight

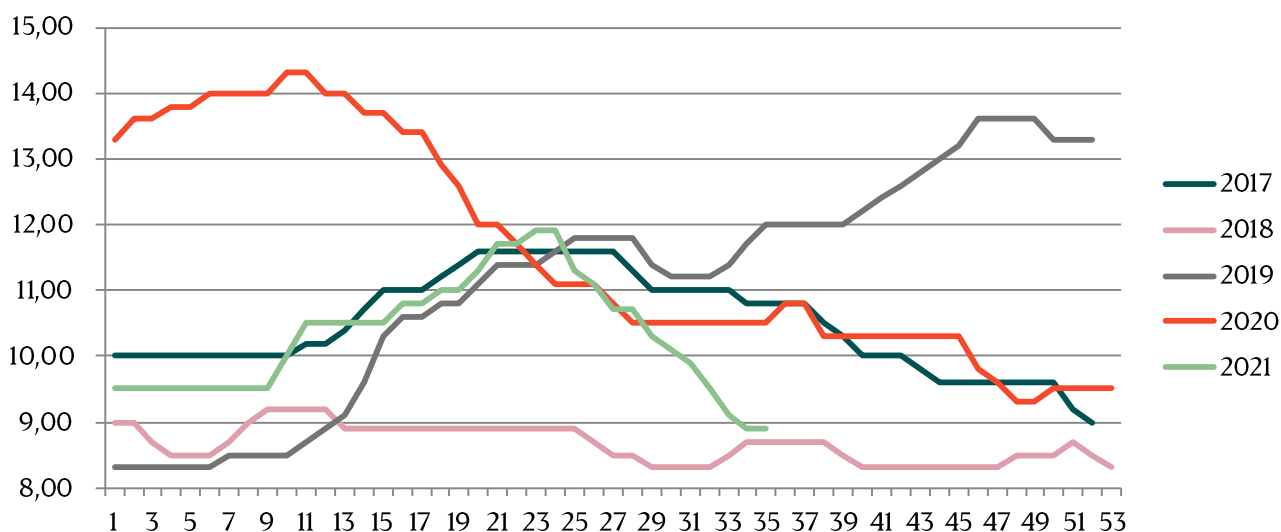
Weight interval	DKK / Kg	
	30.08.2021 - 05.09.2021 (Week 35)	23.08.2021 - 29.08.2021 (Week 34)
50,0-53,9	4,10	4,10
54,0-58,9	5,10	5,10
59,0-61,9	6,10-6,60	6,10-6,60
62,0-71,9	6,85-8,60	6,85-8,60
72,0-96,9	8,90	8,90
97,0-97,9	8,85	8,85
98,0-98,9	8,40	8,40
99,0-99,9	7,95	7,95
100,0-101,9	7,30	7,30
101,0-101,9	7,20	7,20
102,0-103,9	7,10	7,10
104,0-109,9	6,60	6,60
Statistics	Week 33, 2021	Week 33, 2020
Killings - Danish Crown	240.275	231.610
Hereof sows	4.248	3.887
Average weight (dressed) kg.	88,98	89,24
Weight interval 50,0 - 71,9 Kg	2,43%	1,68%
Weight interval 72,0 - 96,9 Kg	92,39%	93,27%
Weight interval 97,0 - 109,9 Kg	5,18%	5,05%
Average meat contents	62,08	61,92
Per kg / dressed (DKK)	9,71	10,96
Per hog / dressed (DKK)	864	975

Best regards,
Danish Crown

Weekly pig price – Danish Crown

Week	2021	2020
1	9,5	13,30
2	9,5	13,60
3	9,5	13,60
4	9,5	13,80
5	9,5	13,80
6	9,5	14,00
7	9,5	14,00
8	9,5	14,00
9	9,5	14,00
10	10	14,30
11	10,5	14,30
12	10,5	14,00
13	10,5	14,00
14	10,5	13,70
15	10,5	13,70
16	10,8	13,40
17	10,8	13,40
18	11	12,90
19	11	12,60
20	11,3	12,00
21	11,7	12,00
22	11,7	11,70
23	11,9	11,40
24	11,9	11,10
25	11,3	11,10
26	11,1	11,10

Week	2021	2020
27	10,7	10,80
28	10,7	10,50
29	10,3	10,50
30	10,1	10,50
31	9,9	10,50
32	9,5	10,50
33	9,1	10,50
34	8,9	10,50
35	8,9	10,50
36		10,80
37		10,80
38		10,30
39		10,30
40		10,30
41		10,30
42		10,30
43		10,30
44		10,30
45		10,30
46		9,80
47		9,60
48		9,30
49		9,30
50		9,50
51		9,50
52		9,50
53		9,50
Average (week)	10,30	11,62

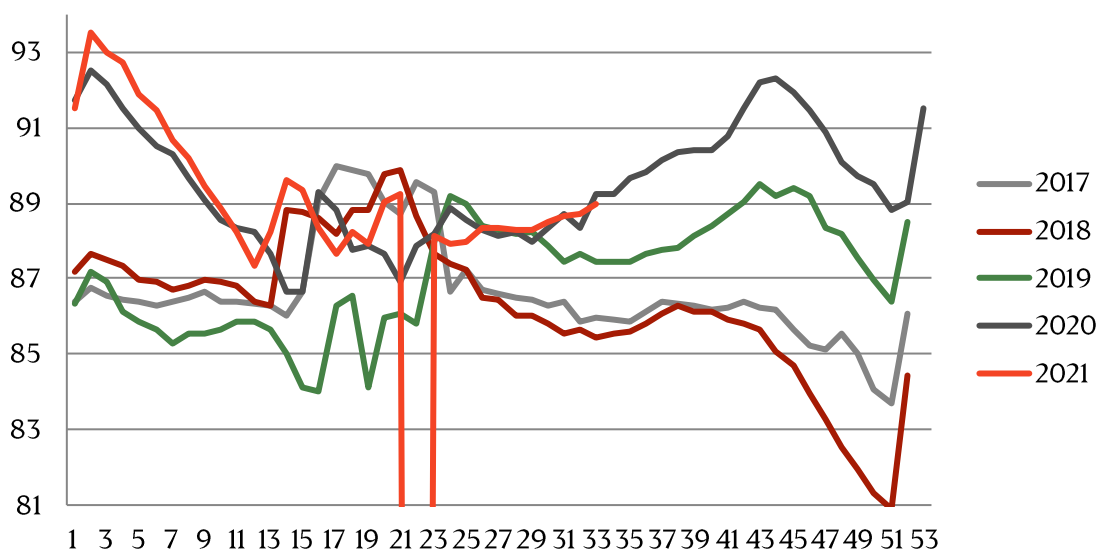


Best regards,
Danish Crown

Average weight, Danish Crown (dressed) kg

Week	2021	2020
1	91,54	91,72
2	93,52	92,53
3	93,01	92,18
4	92,73	91,54
5	91,87	91,01
6	91,45	90,49
7	90,7	90,28
8	90,21	89,66
9	89,48	89,07
10	88,85	88,53
11	88,22	88,33
12	87,33	88,23
13	88,22	87,68
14	89,63	86,65
15	89,36	86,66
16	88,37	89,32
17	87,64	88,84
18	88,25	87,77
19	87,94	87,87
20	89,01	87,64
21	89,26	86,94
22	88,47	87,87
23	88,12	88,21
24	87,94	88,87
25	87,97	88,57
26	88,32	88,28

Week	2021	2020
27	88,32	88,12
28	88,29	88,22
29	88,3	87,98
30	88,49	88,33
31	88,67	88,69
32	88,7	88,33
33	88,98	89,24
34		89,22
35		89,69
36		89,84
37		90,15
38		90,37
39		90,39
40		90,39
41		90,80
42		91,54
43		92,21
44		92,32
45		91,97
46		91,46
47		90,88
48		90,10
49		89,72
50		89,49
51		88,80
52		89,01
53		91,54
Average (week)	89,33	89,50

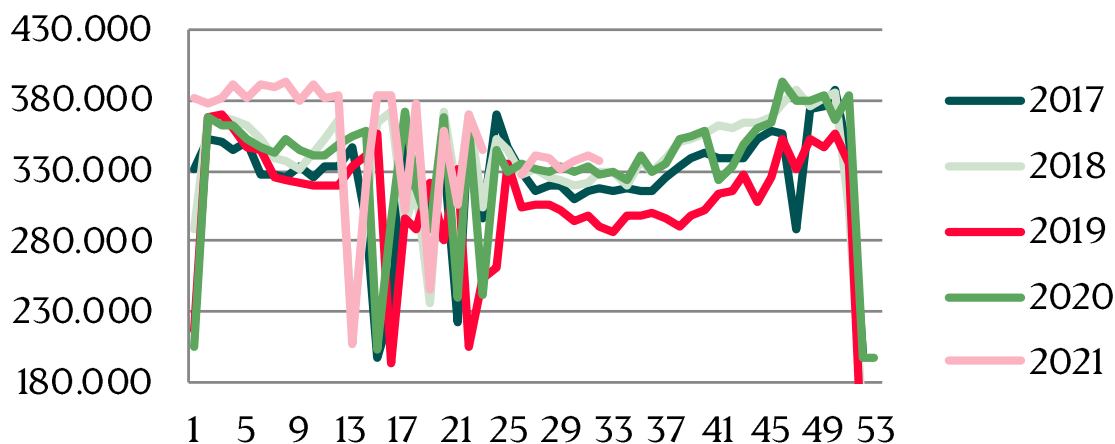


Best regards,
Danish Crown

Total killings Denmark (98 % of all slaughtering)

Week	2021	2020
1	381415	203.768
2	377561	367.603
3	382076	361.313
4	392.344	361.348
5	380.862	351.634
6	391.853	345.865
7	389.316	343.499
8	392.803	352.385
9	380.154	344.474
10	391.261	340.237
11	381.022	341.090
12	384.207	348.230
13	206385	353.750
14	321.475	357.739
15	384.550	202.219
16	383.531	294.576
17	301.003	371.519
18	376.870	317184
19	246.249	288.549
20	357.576	368.284
21	305.740	240.165
22	369.313	362.427
23	344.515	242.475
24		345.561
25		329.279
26	326.662	334.024

Week	2021	2020
27	339.818	331.436
28	338.226	328.724
29	331688	333.829
30	337.351	329.207
31	340592	332.989
32	337634	327.563
33		329.490
34		323.247
35		341.204
36		328.517
37		334.976
38		352.297
39		354.443
40		359.244
41		324.024
42		332.460
43		348.445
44		360.837
45		363.191
46		394.011
47		380.082
48		379.615
49		383.771
50		366.131
51		384.293
52		197.639
53		195.863
Average (week)	352.468	331.825
Total (year)	10.574.052	17.586.725



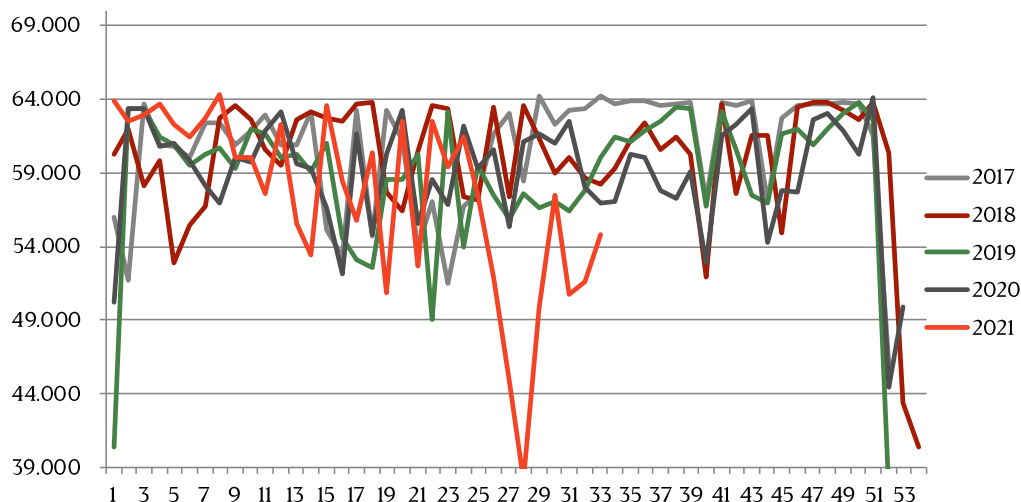
Best regards,

Danish Crown

Weekly slaughtering's Danish Crown Essen

Week	2021	2020
1	63856	50.209
2	62474	63.378
3	62901	63.402
4	63648	60.747
5	62280	61.019
6	61.404	59.845
7	62.697	58.095
8	64.376	56.897
9	60.006	60.033
10	60.090	59.724
11	57.586	61.817
12	62.295	63.130
13	55.569	59.585
14	53.423	59.247
15	63.548	56.629
16	58.421	52.081
17	55.717	61.680
18	60.384	54.760
19	50.877	60.222
20	62.542	63.225
21	52.670	55.570
22	62.469	58.517
23	59.450	56.849
24	61.404	62.218
25	57.500	59.332
26	51.933	60.534

Week	2021	2020
27	44.797	55.300
28	38.123	61.076
29	49.868	61.663
30	57.500	61.043
31	50.774	62.529
32	51.559	58.016
33	54.798	56.966
34		57.021
35		60.226
36		60.086
37		57.850
38		57.241
39		59.037
40		52.913
41		61.570
42		62.290
43		63.361
44		54.244
45		57.791
46		57.701
47		62.613
48		62.997
49		61.829
50		60.254
51		64.077
52		44.436
53		49.926
Average (week)	57.483	58.921
Total (year)	1.896.939	3.122.801
Change (week)	-2,44%	0,21%



Best regards,
Danish Crown

African swine fever

The EU Commission's reporting system for African swine fever for EU countries and Ukraine has been updated until 24th of July.

Country	Period July 31 st July - 13 th Aug.		Year to date January 1 st - Aug. 13 th		2020		2019	
	Pigs	Wild boars	Pigs	Wild boars	Pigs	Wild boars	Pigs	Wild boars
Estonia		5	1	44		66		80
Latvia	1	15	2	177	3	300	1	369
Lithuania		9		100	3	222	19	464
Poland	12	61	51	2.070	103	3.980	48	2.468
Italy (Sardinia)				5		40	1	60
Ukraine	1		7	2	23	5	42	11
Czech Republic								
Romania	181	11	932	838	1.008	848	1.724	683
Hungary		30		2.491		3.952		1.598
Bulgaria		4	1	192	19	509	44	165
Slovakia	3	67	7	1.348	17	328	11	27
Serbia			33	71	15	41	18	
Moldova					2	30		
Belgium						3		482
Germany		186	3	1.334		338		
Greece					1			
Total	198	388	1.037	8.672	1.194	10.662	1.908	6.407



African swine fever outbreaks in China



Cities/Regions		
Shenyang	Harbin	Great Khinogan Mountains
Zhengzhou	Yunnan	Yulin
Lianyungang	Jinshan	Guigang
Wenzhou	Jiangxi	Chongqing
Xuancheng	Shaanxi	Bome
Wuxi	Heilongjiang	Bayi
Chuzhou	Tongzhou	Gongbo'gyamda
Jiamusi	Linfen	Urumqi
Tongling	Daitongzhuangcun	Hubei
Xilin Gol	Qianshanzhen	Shizhu
Wuhu City	Huxian	Chengmai
Jilin	Dongjiang Avenue	
Songyuan	Yongning	
Gongzhuling	Siyang	
Horgin	Jiangsu	
Hohhot	Suihua	
Yingkou	Guizhou	
Zhaotong	Sanming	
Luotian	Zhuhai	
Baojing	Jinan	
Qingyang	Jinzhou	
Wuxue	Panjin	
Sichuan	Xushui	

Best regards,

Danish Crown

Top 10 importers of Danish pork meat

The top 10 is ranked based on the value of the Danish Export of pork meat in January – July 2020. All pork meat (incl. live pigs) is included in the figures below

Country	January - December 2020		January - December 2019	
	Value in million DKK	Tonnage	Value in million DKK	Tonnage
Chian/Hong Kong	9.282	532.922	6.346	378.328
Germany	6.748	422.274	7.084	454.801
Poland	4.511	276.275	4.780	265.370
UK	3.492	177.006	3.442	187.326
Japan	2.819	85.848	3.506	111.845
Italy	1.681	107.993	1.767	101.720
Australia	817	32.164	1.161	50.899
USA	922	30.887	679	25.041
Sweden	542	23.510	546	22.582
Netherlands	433	26.530	423	29.754
Top 10 total	31.247	1.715.409	29.734	1.627.666
Other countries	4.551	199.679	3.889	173.491
Total	35.798	1.915.088	33.623	1.801.157