

Live hog prices dressed weight

Weight interval	DKK / Kg	
	02.07.2018 – 08.07.2018	25.06.2018 – 01.07.2018
	(Week 27)	(Week 26)
50,0 - 59,9 Kg	4,50-5,50	4,70-5,70
60,0 - 73,9 Kg	7,00-8,45	7,20-8,65
74,0 - 95,9 Kg	8,50	8,70
96,0 - 96,9 Kg	8,20	8,40
97,0 - 97,9 Kg	7,90	8,10
98,0 - 98,9 Kg	7,70	7,90
99,0 - 99,9 Kg	7,30	7,50
100,0 - 109,9 Kg	6,00	6,20

Statistics	DKK / Kg	
	Week 25, 2018	Week 25, 2017
Killings - Danish Crown	269.950	275.278
Hereof sows	4.496	5.643
Average weight	86,87	87,23
Weight interval 50,0 -	3,12%	4,74%
Weight interval 74,0 -	92,77%	90,93%
Weight interval 96,0 -	4,11%	4,33%
Average meat contents	61,04	60,60
Per kg / dressed (DKK)	9,07	11,66
Per hog / dressed (DKK)	788	1017




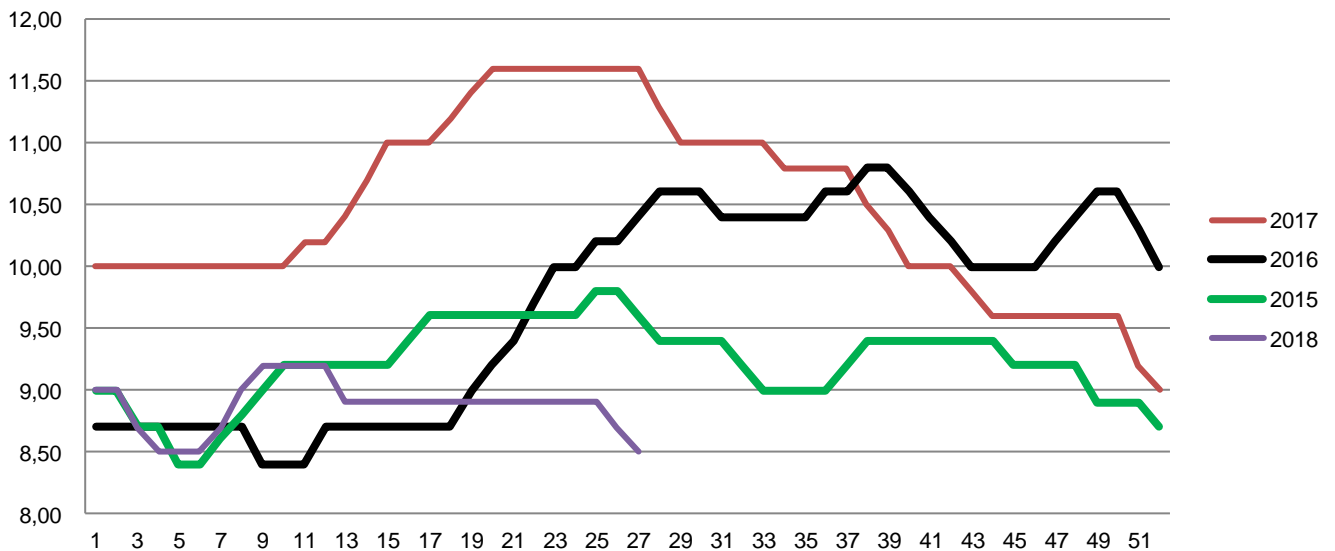
Best regards
Danish Crown



Weekly pig price – Danish Crown

Week	2018	2017	2016
1	9,00	10,00	8,70
2	9,00	10,00	8,70
3	8,70	10,00	8,70
4	8,50	10,00	8,70
5	8,50	10,00	8,70
6	8,50	10,00	8,70
7	8,70	10,00	8,70
8	9,00	10,00	8,70
9	9,20	10,00	8,40
10	9,20	10,00	8,40
11	9,20	10,20	8,40
12	9,20	10,20	8,70
13	8,90	10,40	8,70
14	8,90	10,70	8,70
15	8,90	11,00	8,70
16	8,90	11,00	8,70
17	8,90	11,00	8,70
18	8,90	11,20	8,70
19	8,90	11,40	9,00
20	8,90	11,60	9,20
21	8,90	11,60	9,40
22	8,90	11,60	9,70
23	8,90	11,60	10,00
24	8,90	11,60	10,00
25	8,90	11,60	10,20
26	8,70	11,60	10,20

Week	2018	2017	2016
27	8,50	11,60	10,40
28		11,30	10,60
29		11,00	10,60
30		11,00	10,60
31		11,00	10,40
32		11,00	10,40
33		11,00	10,40
34		10,80	10,40
35		10,80	10,40
36		10,80	10,60
37		10,80	10,60
38		10,50	10,80
39		10,30	10,80
40		10,00	10,60
41		10,00	10,40
42		10,00	10,20
43		9,80	10,00
44		9,60	10,00
45		9,60	10,00
46		9,60	10,00
47		9,60	10,20
48		9,60	10,40
49		9,60	10,60
50		9,60	10,60
51		9,20	10,30
52		9,00	10,00
Average (week)	8,87	10,49	9,69



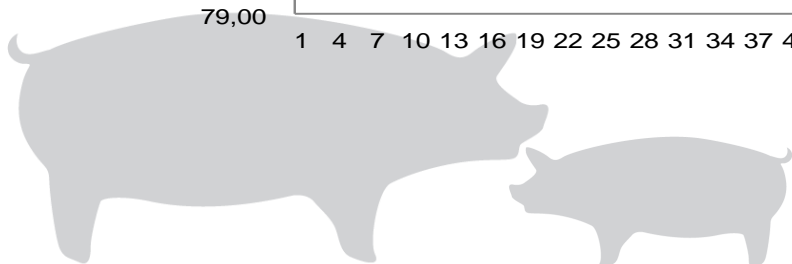
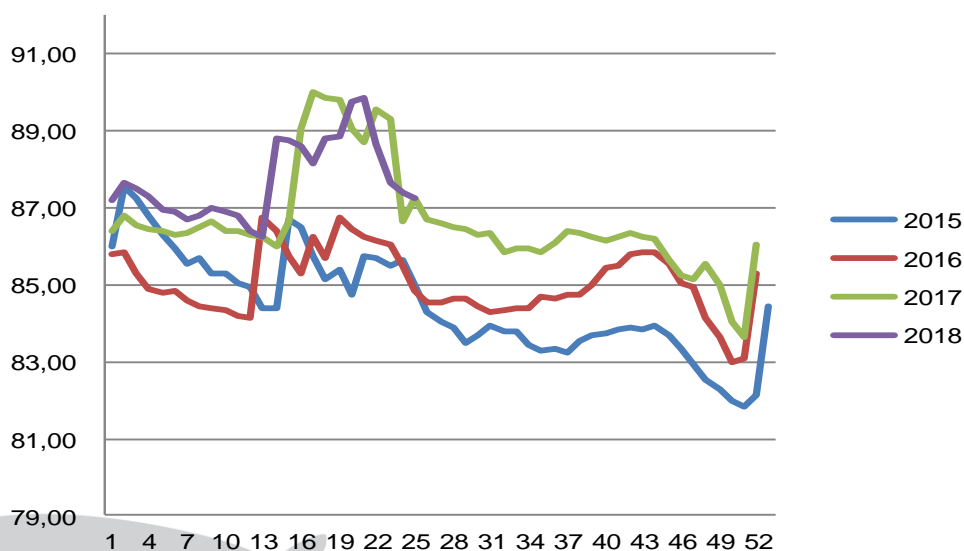
Best regards
Danish Crown



Average weight, Danish Crown (dressed) kg

Week	2018	2017	2016
1	87,18	86,39	85,81
2	87,67	86,78	85,84
3	87,52	86,55	85,32
4	87,32	86,44	84,90
5	86,95	86,39	84,80
6	86,9	86,29	84,83
7	86,71	86,36	84,61
8	86,81	86,51	84,46
9	86,99	86,65	84,41
10	86,9	86,39	84,34
11	86,82	86,40	84,19
12	86,40	86,32	84,13
13	86,27	86,26	86,75
14	88,80	86,01	86,38
15	88,77	86,63	85,77
16	88,6	89,07	85,28
17	88,16	90	86,26
18	88,83	89,88	85,69
19	88,84	89,8	86,76
20	89,77	89,05	86,44
21	89,87	88,69	86,27
22	88,65	89,55	86,16
23	87,66	89,3	86,03
24	87,4	86,66	85,49
25	87,23	87,23	84,85
26		86,68	84,54

Week	2018	2017	2016
27		86,58	84,53
28		86,51	84,65
29		86,45	84,63
30		86,29	84,43
31		86,36	84,27
32		85,85	84,36
33		85,94	84,41
34		85,93	84,37
35		85,86	84,69
36		86,11	84,62
37		86,39	84,74
38		86,34	84,75
39		86,26	85,00
40		86,16	85,47
41		86,25	85,49
42		86,37	85,81
43		86,23	85,85
44		86,20	85,83
45		85,67	85,54
46		85,24	85,05
47		85,14	84,92
48		85,54	84,12
49		85,00	83,64
50		84,05	83,00
51		83,66	83,07
52		86,05	85,30
53			
Average (week)	87,72	86,63	85,05



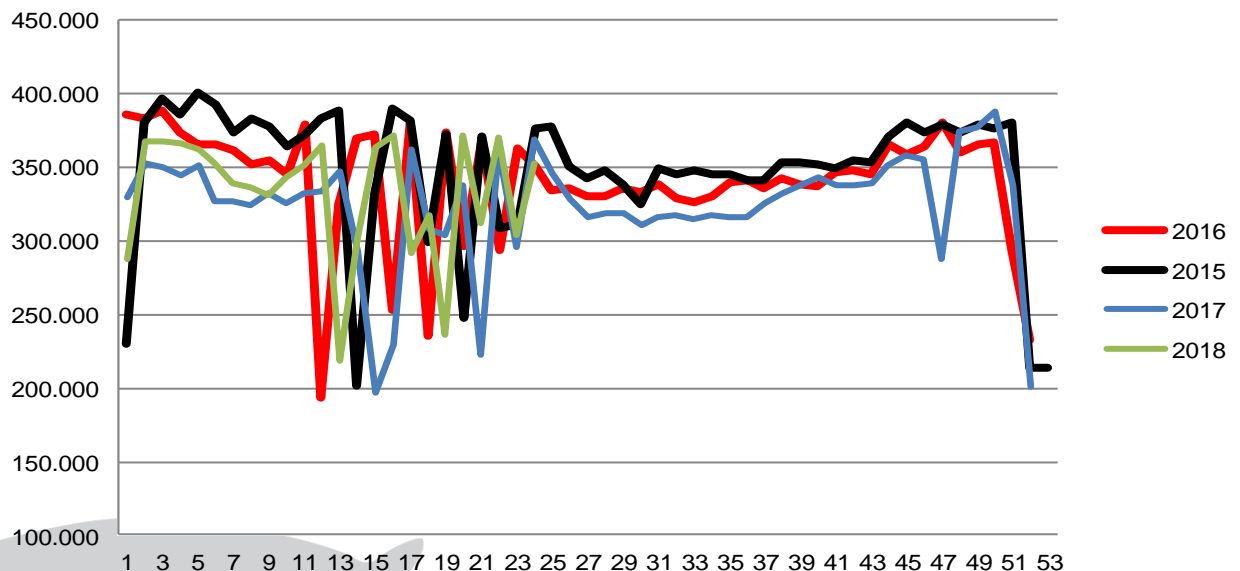
Best regards
Danish Crown



Total killings Denmark (98 % of all slaughtering's)

Week	2018	2017	2016
1	287.789	330.200	385.797
2	367.703	352.640	383.047
3	368.047	349.843	388.343
4	366.312	344.588	374.324
5	361.495	350.838	364.970
6	352.145	327.579	365.467
7	339.607	327.514	361.117
8	336.613	324.574	351.555
9	331.154	332.704	354.974
10	343.691	324.896	344.868
11	351.578	332.400	379.319
12	365.200	333.042	194.070
13	218.444	347.167	325.218
14	303.033	293.121	369.446
15	363.829	196.363	372.017
16	371.945	229.863	253.752
17	291.607	361.591	380.456
18	317.876	307.888	235.445
19	235.481	303.795	373.955
20	371.516	338.348	296.852
21	311.691	222.096	368.802
22	369.643	362.354	293.366
23	304.448	295.150	363.254
24	352.632	369.464	351.266
25		346.543	334.945
26		328.572	335.984

Week	2018	2017	2016
27		316.094	330.564
28		318.587	330.712
29		319.253	335.694
30		310.190	333.626
31		315.798	338.528
32		317.417	328.402
33		315.163	325.905
34		317.991	330.131
35		315.491	340.115
36		316.023	340.573
37		325.665	335.916
38		332.238	342.188
39		338.042	338.515
40		343.169	337.048
41		338.280	346.281
42		338.248	347.449
43		339.635	345.552
44		351.609	365.479
45		357.562	358.377
46		355.765	364.027
47		288.044	380.387
48		374.236	360.391
49		376.643	365.537
50		387.398	367.202
51		338.331	293.806
52		200.738	232.600
53			
Average (week)	332.645	324.630	340.723
Total (year)	7.983.479	16.880.743	17.717.614



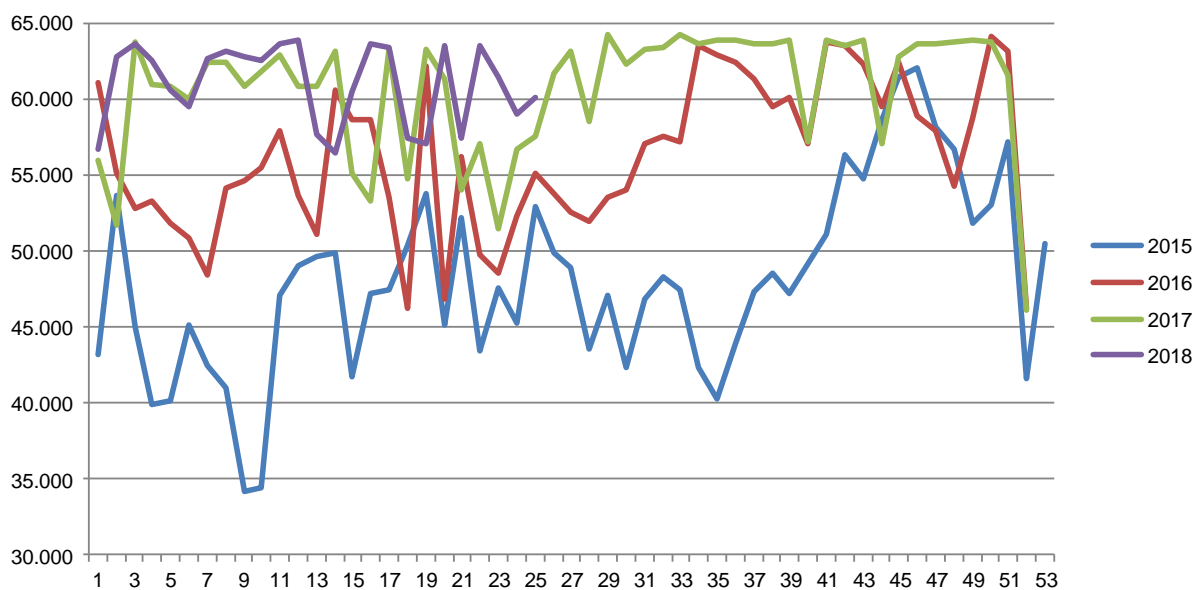
Best regards
Danish Crown



Weekly slaughtering's Danish Crown Essen

Week	2018	2017	2016
1	56.737	55.941	61.008
2	62.716	51.750	55.082
3	63.596	63.697	52.807
4	62.579	60.900	53.237
5	60.584	60.849	51.815
6	59.507	60.034	50.912
7	62.597	62.439	48.411
8	63.178	62.356	54.099
9	62.731	60.854	54.564
10	62.555	61.852	55.520
11	63.673	62.925	57.931
12	63.832	60.855	53.690
13	57.666	60.885	51.129
14	56.402	63.124	60.589
15	60.480	55.147	58.608
16	63.566	53.305	58.646
17	63.393	63.211	53.508
18	57.370	54.697	46.260
19	57.111	63.208	62.129
20	63.484	61.278	46.814
21	57.400	53.958	56.222
22	63.529	57.051	49.798
23	61.383	51.432	48.579
24	59.021	56.730	52.277
25	60.077	57.586	55.088
26		61.698	53.747

Week	2018	2017	2016
27		63.096	52.567
28		58.468	51.977
29		64.235	53.498
30		62.340	54.009
31		63.228	57.008
32		63.406	57.569
33		64.249	57.230
34		63.679	63.500
35		63.894	62.909
36		63.887	62.374
37		63.630	61.328
38		63.653	59.540
39		63.847	60.082
40		57.194	57.049
41		63.846	63.693
42		63.544	63.445
43		63.895	62.265
44		57.086	59.466
45		62.761	62.394
46		63.598	58.916
47		63.642	57.902
48		63.704	54.257
49		63.813	58.725
50		63.709	64.147
51		61.524	63.091
52		46.076	46.280
53			
Average (week)	61.007	60.649	56.302
Total (year)	1.525.167	3.153.766	2.927.691
Change (week)	0,59%	7,72%	17,23%



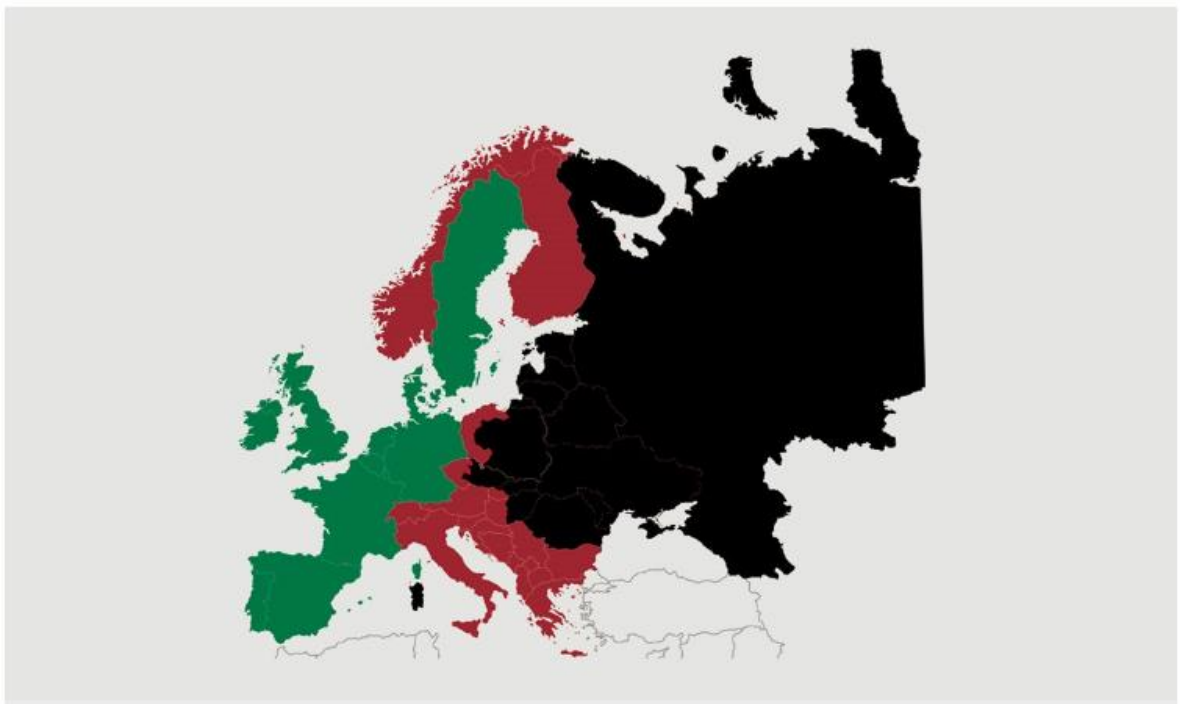
Best regards
Danish Crown



African swine fever

The EU Commission's reporting system for African swine fever for EU countries and Ukraine has been updated until 17th of June.

Country	Period June 11 th – June 17 th		Year to date January 1 st – June 17 th	
	Pigs	Wild boars	Pigs	Wild boars
Estonia		5		169
Latvia	1	16	1	363
Lithuania	2	14	7	958
Poland	7	31	20	1389
Italy			3	24
Ukraine	4	1	36	28
Czech republic				28
Romania	32	2	39	3
Hungary		3		21



Black area: High risk and high readiness

Red area: High risk

Green area: Risk



Best regards
Danish Crown



Lack of CO₂ in Northern Europe

Breweries and bottlers are standing in line to tell that they are to a greater or lesser degree fearing the consequences of the CO₂ shortage that has spread in the industry in recent weeks.

The crisis that, among other things, has caused Coca-Cola to pause production in England is caused by a streak of coincidence with several closed CO₂ production at the largest manufacturers in Europe.

But now the CO₂ shortage has also been followed in the food industry, and the Scottish butcher company Quality Pork Limited, working closely with Tulip and the Scottish Pork Producers had to close slaughter production on Tuesday because of a lack of gas.

This is reported by the BBC <<https://www.bbc.com/news/business-44600298>>.

The abbatoir is located in Brechin and has weekly slaughter of 6000 pigs.

The problem of obtaining CO₂ is probably due to a temporary downturn of production at European producers. At least five factories in Northern Europe have planned to use the summer months for maintenance. The low production combined with the warm weather now means that some countries and production companies a low in CO₂.

The accessibility of liquid CO₂ (raw material for dry ice) is also currently very limited in Northern Europe. The dry ice is for cooling fresh goods for transportation.

NEWS

