

Live hog prices dressed weight

Weight interval	DKK / Kg	
	10.07.2017 – 14.07.2017 (Week 29)	03.07.2017 – 07.07.2017 (Week 28)
	50,0 - 59,9 Kg	7,00-8,00
60,0 - 73,9 Kg	9,50 - 10,85	9,80 - 11,15
74,0 - 95,9 Kg	11,00	11,30
96,0 - 96,9 Kg	10,80	11,10
97,0 - 97,9 Kg	10,40	10,70
98,0 - 98,9 Kg	10,10	10,40
99,0 - 99,9 Kg	9,80	10,10
100,0 - 109,9 Kg	8,50	8,80

Statistics	DKK / Kg	
	Week 27, 2017	Week 27, 2016
Killings - Danish Crown	250.788	261.450
Hereof sows	5.145	5.461
Average weight (dressed)	86,68	91,47
Weight interval 50,0 - 73,9	5,04%	4,82%
Weight interval 74,0 - 95,9	90,38%	91,47%
Weight interval 96,0 - 109,9	4,58%	3,70%
Average meat contents	60,61	60,70
Per kg / dressed (DKK)	11,69	10,29
Per hog / dressed (DKK)	1.013	870




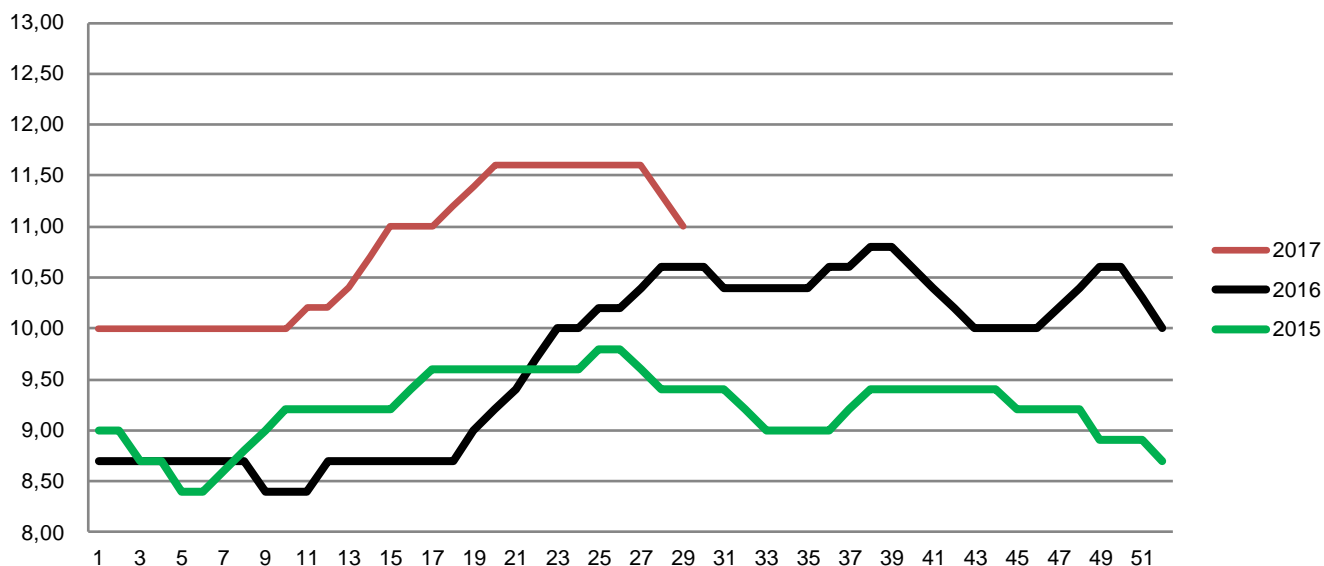
Best regards
Danish Crown



Weekly pig price – Danish Crown

Week	2017	2016	2015
1	10,00	8,70	9,00
2	10,00	8,70	9,00
3	10,00	8,70	8,70
4	10,00	8,70	8,70
5	10,00	8,70	8,40
6	10,00	8,70	8,40
7	10,00	8,70	8,60
8	10,00	8,70	8,80
9	10,00	8,40	9,00
10	10,00	8,40	9,20
11	10,20	8,40	9,20
12	10,20	8,70	9,20
13	10,40	8,70	9,20
14	10,70	8,70	9,20
15	11,00	8,70	9,20
16	11,00	8,70	9,40
17	11,00	8,70	9,60
18	11,20	8,70	9,60
19	11,40	9,00	9,60
20	11,60	9,20	9,60
21	11,60	9,40	9,60
22	11,60	9,70	9,60
23	11,60	10,00	9,60
24	11,60	10,00	9,60
25	11,60	10,20	9,80
26	11,60	10,20	9,80

Week	2017	2016	2015
27	11,60	10,40	9,60
28	11,30	10,60	9,40
29	11,00	10,60	9,40
30		10,60	9,40
31		10,40	9,40
32		10,40	9,20
33		10,40	9,00
34		10,40	9,00
35		10,40	9,00
36		10,60	9,00
37		10,60	9,20
38		10,80	9,40
39		10,80	9,40
40		10,60	9,40
41		10,40	9,40
42		10,20	9,40
43		10,00	9,40
44		10,00	9,40
45		10,00	9,20
46		10,00	9,20
47		10,20	9,20
48		10,40	9,20
49		10,60	8,90
50		10,60	8,90
51		10,30	8,90
52		10,00	8,70
Average (week)	10,77	9,69	9,22



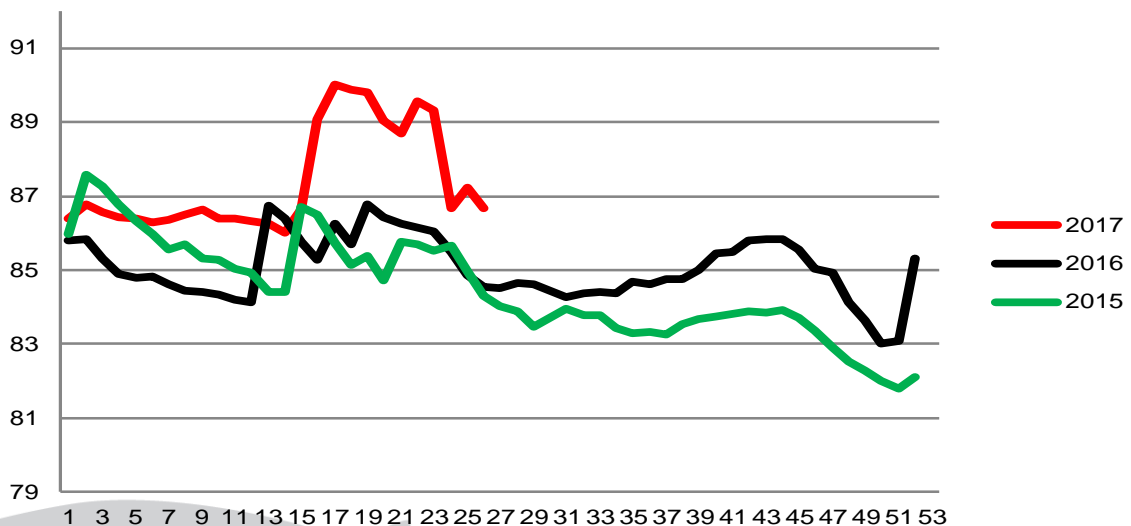
Best regards
Danish Crown



Average weight, Danish Crown (dressed) kg

Week	2017	2016	2015
1	86,39	85,81	85,98
2	86,78	85,84	87,57
3	86,55	85,32	87,26
4	86,44	84,90	86,79
5	86,39	84,80	86,31
6	86,29	84,83	85,96
7	86,36	84,61	85,55
8	86,51	84,46	85,69
9	86,65	84,41	85,32
10	86,39	84,34	85,29
11	86,40	84,19	85,05
12	86,32	84,13	84,94
13	86,26	86,75	84,41
14	86,01	86,38	84,41
15	86,63	85,77	86,72
16	89,07	85,28	86,49
17	90	86,26	85,73
18	89,88	85,69	85,13
19	89,8	86,76	85,39
20	89,05	86,44	84,72
21	88,69	86,27	85,77
22	89,55	86,16	85,68
23	89,3	86,03	85,51
24	86,66	85,49	85,66
25	87,23	84,85	84,98
26	86,68	84,54	84,30

Week	2017	2016	2015
27		84,53	84,04
28		84,65	83,89
29		84,63	83,47
30		84,43	83,71
31		84,27	83,94
32		84,36	83,77
33		84,41	83,80
34		84,37	83,44
35		84,69	83,29
36		84,62	83,34
37		84,74	83,26
38		84,75	83,53
39		85,00	83,69
40		85,47	83,74
41		85,49	83,82
42		85,81	83,89
43		85,85	83,84
44		85,83	83,92
45		85,54	83,71
46		85,05	83,35
47		84,92	82,93
48		84,12	82,54
49		83,64	82,27
50		83,00	82,00
51		83,07	81,81
52		85,30	82,13
53			84,43
Average (week)	87,40	85,05	84,49



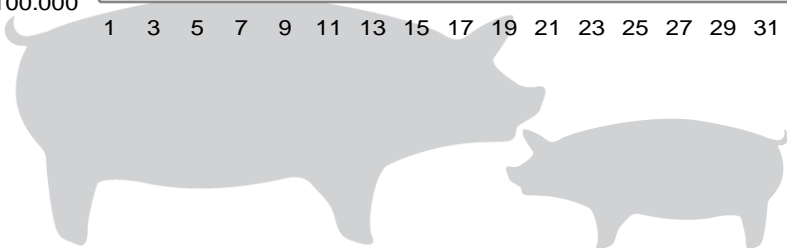
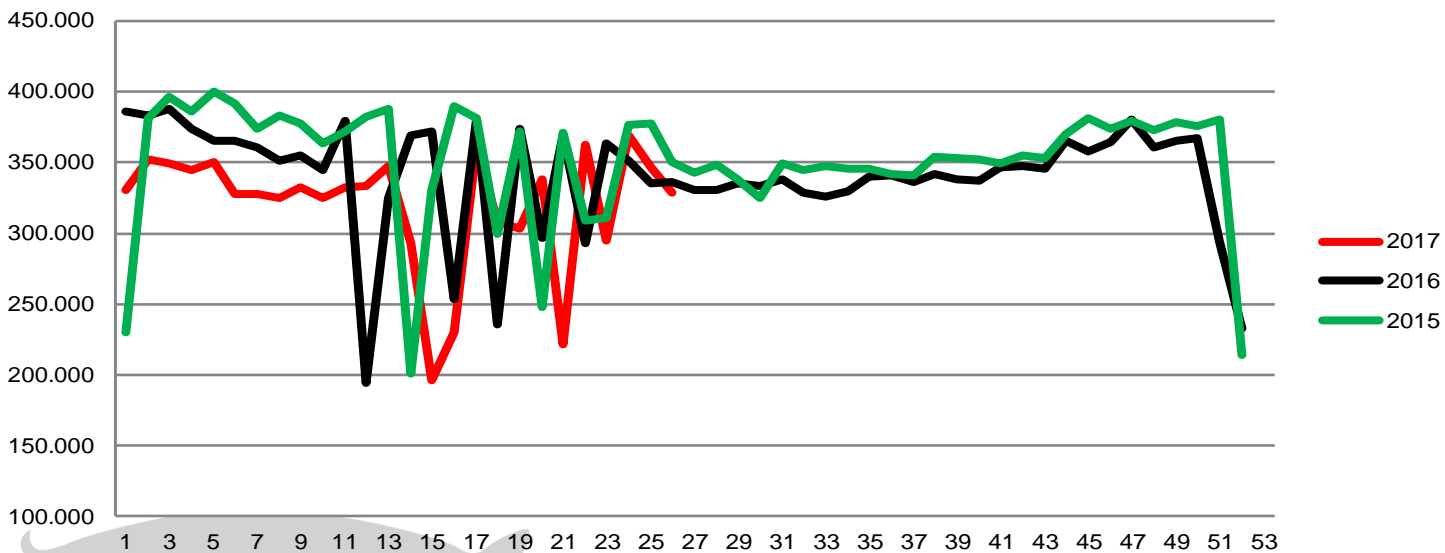
Best regards
Danish Crown



Total killings Denmark (98 % of all slaughtering's)

Week	2017	2016	2015
1	330.200	385.797	229.696
2	352.640	383.047	381.074
3	349.843	388.343	396.436
4	344.588	374.324	386.516
5	350.838	364.970	400.526
6	327.579	365.467	392.058
7	327.514	361.117	374.154
8	324.574	351.555	382.955
9	332.704	354.974	377.658
10	324.896	344.868	363.533
11	332.400	379.319	371.898
12	333.042	194.070	382.753
13	347.167	325.218	388.293
14	293.121	369.446	201.403
15	196.363	372.017	331.081
16	229.863	253.752	390.229
17	361.591	380.456	381.499
18	307.888	235.445	299.820
19	303.795	373.955	372.029
20	338.348	296.852	247.949
21	222.096	368.802	371.320
22	362.354	293.366	308.817
23	295.150	363.254	310.785
24	369.464	351.266	376.431
25	346.543	334.945	377.649
26	328.572	335.984	350.258

Week	2017	2016	2015
27		330.564	342.545
28		330.712	348.323
29		335.694	338.607
30		333.626	325.378
31		338.528	349.050
32		328.402	345.000
33		325.905	347.860
34		330.131	345.284
35		340.115	345.856
36		340.573	341.651
37		335.916	341.372
38		342.188	354.011
39		338.515	353.679
40		337.048	352.539
41		346.281	349.023
42		347.449	355.194
43		345.552	353.428
44		365.479	370.453
45		358.377	381.122
46		364.027	374.076
47		380.387	379.225
48		360.391	373.294
49		365.537	378.861
50		367.202	376.079
51		293.806	380.302
52		232.600	214.345
53			214.290
Average (week)	320.505	340.723	348.635
Total (year)	8.333.133	17.717.614	18.263.377



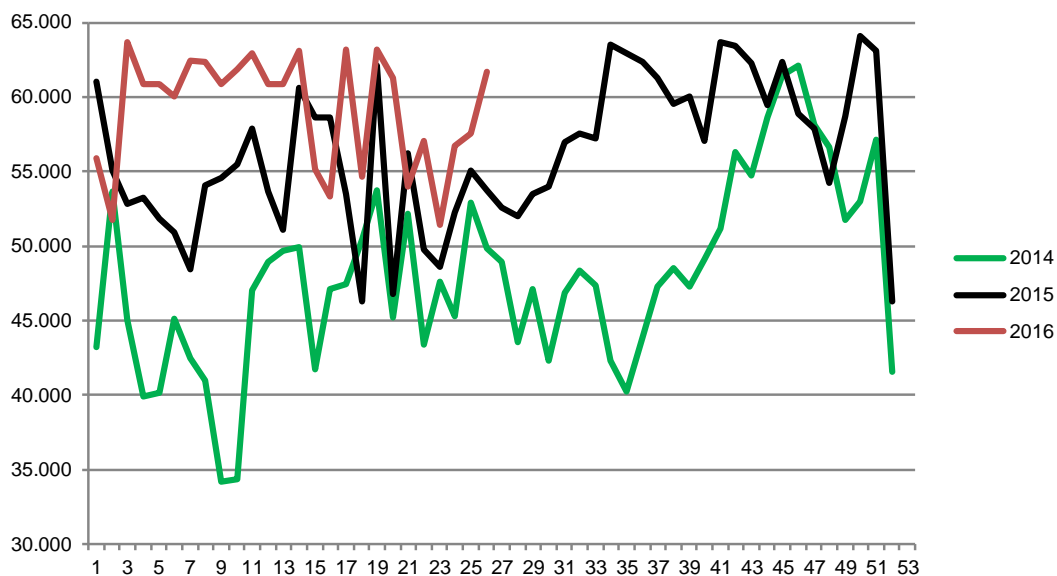
Best regards
Danish Crown



Weekly slaughtering's Danish Crown Essen

Week	2017	2016	2015
1	55.941	61.008	43.195
2	51.750	55.082	53.638
3	63.697	52.807	45.020
4	60.900	53.237	39.931
5	60.849	51.815	40.117
6	60.034	50.912	45.104
7	62.439	48.411	42.472
8	62.356	54.099	40.946
9	60.854	54.564	34.166
10	61.852	55.520	34.377
11	62.925	57.931	47.055
12	60.855	53.690	48.978
13	60.885	51.129	49.673
14	63.124	60.589	49.904
15	55.147	58.608	41.702
16	53.305	58.646	47.150
17	63.211	53.508	47.488
18	54.697	46.260	50.416
19	63.208	62.129	53.759
20	61.278	46.814	45.179
21	53.958	56.222	52.159
22	57.051	49.798	43.422
23	51.432	48.579	47.593
24	56.730	52.277	45.265
25	57.586	55.088	52.956
26	61.698	53.747	49.840

Week	2017	2016	2015
27		52.567	48.928
28		51.977	43.582
29		53.498	47.141
30		54.009	42.317
31		57.008	46.882
32		57.569	48.324
33		57.230	47.392
34		63.500	42.320
35		62.909	40.239
36		62.374	43.894
37		61.328	47.298
38		59.540	48.522
39		60.082	47.249
40		57.049	49.104
41		63.693	51.140
42		63.445	56.284
43		62.265	54.756
44		59.466	58.676
45		62.394	61.458
46		58.916	62.096
47		57.902	58.136
48		54.257	56.648
49		58.725	51.792
50		64.147	53.040
51		63.091	57.128
52		46.280	41.578
53			50.466
Average (week)	59.145	56.302	48.073
Total (year)	1.537.762	2.927.691	2.497.429
Change (week)	5,05%	17,12%	-2,52%



Best regards
Danish Crown



Summer holiday

Due to summer holiday the newsletter will not be published until week 32.

We wish you all a good summer!

NEWS



Best regards
Danish Crown



EU-Japan free trade

The EU-Japan free trade agreement may help to significantly boost pork exports to Japan.



Pork exports from Denmark to Japan began in the mid-1970s and really took off in the 1980s. Until now, a complex Japanese customs system has prevented Danish Crown from expanding its collaboration with its Japanese customers.

- The free trade agreement creates better opportunities for exporting high-quality specialty products to Japan. Danish Crown already has a foothold in this Japanese market which is supplied from our abattoir in Ringsted, Denmark. Now our task is to increase sales and strengthen customer relationships, and fortunately the Japanese market has already indicated its interest in doing so, says Jais Valeur.

The Japanese market already accounts for a considerable share of Danish Crown's streaky bacon and brisket sales. Last year Danish Crown exported more than 100,000 tonnes of pork to Japan.

Best regards
Danish Crown




Denmark's export of pork meat Jan. – March. 2017

Jan. - March. 2017

Total	
Germany	136490
Poland	65881
UK	51306
Italy	29894
Sweden	7729
Netherlands	6733
France	4613
Spain	4280
Other EU countries	19286
EU total	326214
China	72093
Japan	29652
Australia	12760
US	9193
South Korea	4417
Taiwan	3553
Phillipines	2550
Hong Kong	1615
Canada	994
Other 3. countries	9479
3. countries total	146306
Export total	472520

Jan. - March. 2016

Total	
Germany	137885
Poland	61518
UK	50197
Italy	32543
Netherlands	9187
Sweden	8822
France	4824
Spain	3520
Other EU countries	16434
EU total	324931
China	75911
Japan	28853
Australia	15340
US	9330
South Korea	4121
Hong Kong	2939
Taiwan	2267
Singapore	976
Canada	920
Other 3. countries	9146
3. countries total	149805
Eksport total	474736



Best regards
Danish Crown



Project Great Dragon is Launched

A kick-off meeting for the China plant indicated that the entire group will work together to accomplish the task in China



50 employees from very different branches of the Danish Crown group now has a common starting point to continue the work on establishing the group's first production plant in China. Monday June 12th they all gathered at the headquarters in Randers at a kick-off meeting to go over project Dalong – The Great Dragon

Dalong involves building a plant in Pinghu, about 90 minutes' drive from the mega city Shanghai. Here Danish meat will be prepared and processed and according to plans Chinese consumers will be able to sink their teeth into quality products from the Danish Crown group in the spring of 2019



Best regards
Danish Crown



The 4WD strategy evolves quite well. Most of the focus areas are on track and deliver as planned.

Fundamentally, the 4WD strategy launched last autumn is well underway. This was the key message when Jais Valeur took an inventory of the 4WD strategy at an orientation meeting to employees at the head office.



- All four key areas of the strategy are well underway. We do well on our home markets and we continue to build on our position. We have taken initiatives to bring us closer to the consumer – among others by the acquisition of Tjæreborg Leverpostej in Denmark and Charks in Sweden, said Jais Valeur.

He is also pleased by the high level of innovation in development of new products.

- They will create more value to our customers but in this area we have to gear up further, explained Jais Valeur.

Jais Valeur also sees good results when it comes to Act as One.

- It is my experience that colleagues in the group in general are very helpful and careful in sharing knowledge and systems across the group.



Best regards
Danish Crown



Slaughtering's are picking up

We are still behind on slaughterings, but we expect to be back on track by mid July.

NEWS



*Best regards
Danish Crown*



Danish Crown paid more than half a billion kroner extra for the pigs

In the first six months of the financial year 2016/2017 Danish Crown increased the payment for pigs supplied by the farmer owners by almost 15% or DKK 600 million relative to the year before

- It's very positive to be able to pay our owners a fair price for their pigs. We have seen a strong demand for Danish pork in Asia alongside a decline in the production of pigs in northern Europe. These facts have been the key to increase the market price for fresh pork, says Danish Crown Group CEO Jais Valeur.

The raising pork prices, stable prices for beef and several minor acquisitions have lifted the Group's revenue over the period by DKK 1,3 billion, seeing it surpassing DKK 30 billion for the first time in the Danish Crown history.

A good demand and a strong sales effort has ensured solid earnings from the fresh meat business, while the earnings in the groups processing companies have been hit by the rapid increase in the prices for raw materials. By keeping the costs down, Danish Crown has managed to secure an operating profit of DKK 1,026 million.

The net profit for the period was DKK 812 million, which is on a par with the year before, and deemed to be acceptable.

- This is not bad results at all. I am pleased with the significant improvement in the payments to our owners. Never the less I must admit the operating profit in our processing companies haven't met our expectations. This is mainly due to a certain delay. When the pork price rises rapidly we need to increase the prices paid by the retailers and unfortunately it takes some months, explains Jais Valeur.

DAT-Schaub, a globally market-leading supplier of natural casings for sausage production, successfully increased its earnings considerably. The prices of as well sheep and hog casings are rising, which makes the outlook for the rest of the year look promising.

In the past six months, Danish Crown has launched its strategy towards 2021, where the objective is to develop the business in the four main markets in northern Europe as well as in Asia. In addition, there will be a global focus on four selected categories.

- We have got off to a good start in our efforts to implement the strategy. We have sold our US subsidiary with a profit of more than DKK 0.5 billion, which will be included in the financial statement of the year, and we have acquired three smaller companies. In my opinion we have defined the direction for the future of Danish Crown, but there is still a lot of work to be done if we are to deliver on the ambitious commitment we have given our owners, says Jais Valeur.

The target during the strategy period is to increase the settlement price paid to the cooperative members by DKK 0.60 relative to an index showing the price of pork in other four EU countries with significant pork exports.



Best regards
Danish Crown



Danish pig count April 2017

The pig count is compared with January 2017

1000 pcs.	April-count			January-count		
	1. April	1. April	%-change	1. January	1. January	%-change
	2017	2016	17:16	2017	2016	17:16
Breeding boars	11	11	-	11	11	-
1. time pregnant sows	190	186	2,2	187	191	-2,1
Other pregnant sows	581	573	1,4	578	586	-1,4
Total pregnant soes	771	759	1,6	765	777	-1,5
Nursing sows	207	206	0,5	202	205	-1,5
Dry sows	36	35	2,9	35	34	2,9
Sows and boars for slaughtering	6	7	-14,3	6	7	-14,3
Gilts >50 kg for breeding	216	217	-0,5	234	221	5,9
Sows with piglets	2.520	2.474	1,9	2.445	2.474	-1,2
Weaned pigs <50 kg	5.697	5.700	-0,1	5.677	5.826	-2,6
Slaughter pigs >50 kg	2.764	3.009	-8,1	2.906	3.147	-7,7
Total	12.228	12.418	-1,5	12.281	12.702	-3,3



Best regards
Danish Crown



Top 10 importers of Danish pork meat

The top 10 is ranked based on the value of the Danish Export of pork meat in Jan.-March. 2017. All pork meat (incl. live pigs) is included in the figures below

Country	Jan.-March. 2017		Jan.-March. 2016	
	Value in billion DKK	Tonnage	Value in billion DKK	Tonnage
Germany	1.930	136.490	1.550	137.885
Poland	1.067	65.881	771	61.518
Japan	943	29.652	829	28.853
China/Hong Kong	933	73.708	919	78.850
UK	523	51.306	771	50.197
Italy	446	29.894	415	32.543
US	283	9.193	284	9.330
Australia	272	12.760	294	15.340
Sweden	159	7.729	173	8.822
France	110	4.613	97	4.824
Top 10 total	6.668	421.227	6.103	428.162
Other countries	1.246	51.293	751	46.574
Total	7.914	472.520	6.855	474.736



Best regards
Danish Crown



Danish Crown launches ambitious growth package

Danish Crown has launched a growth package to encourage farmers to invest in producing more pigs and thereby ensure more pigs for the Danish abattoirs



Danish Crown has for the last several years had to deal with the fact that the number of pigs for the Danish abattoirs has continuously decreased. It has meant closing of abattoirs even though the demand for Danish pork is unabated on the key export markets. To reduce the risk of having to close yet another abattoir Danish Crown has decided to launch a growth package to ensure more pigs for the Danish abattoirs.

The growth package means that Danish Crown is now offering its existing members a cash growth supplement of DKK 0.50 per kg of additional pork supplied. At the same time, a financial contribution is being offered to new cooperative members, concurrently with the possibility of supplying more welfare pigs to the UK market. The initiative is designed to reverse the increasing decline in the supply of pigs to Danish abattoirs.

The new growth supplement is being supplemented with an expansion of a subsidy scheme for new producers of weaners for the UK market. At the same time, Danish Crown is ready to pay a financial contribution of DKK 0.30 per kg to new suppliers of slaughter pigs, who are also offered free advisory services.

- As I see it, this growth package is a win-win for everyone. Existing cooperative members are able to expand their production, and specialist producers of weaners can lease new housing units and start producing slaughter pigs. Finally, we are welcoming new cooperative members to Danish Crown with a cash contribution, and I actually have high hopes for these initiatives, says Erik Bredholt, Chairman of Danish Crown.



Best regards
Danish Crown



600,000 new pigs for Danish Crown

In future, the around 60 members of Bonusgrisen will deliver their animals to Danish Crown. Thus, they will be among the first to benefit from Danish Crown's new financial contribution for new cooperative members.

Danish Crown has recently presented a growth package with the clear aim of securing more slaughter pigs for the group's Danish slaughterhouses. Employees will start noticing the effects of the package from 1 September, when members of Bonusgrisen start supplying Danish Crown.


- Our members really like Danish Crown as a company. Basically, they prefer to supply their animals to a Danish cooperative, where the ownership structure makes it possible to have a say in the decision-making. At the same time, I will make no secret of the fact that Danish Crown's new strategy has strengthened the belief in the company among our members, says Morten Biel Hansen, who is a member of the Board of Directors in Bonusgrisen and CEO of the sister company B2B Bonus.

Bonusgrisen was founded in 2007 with the aim of ensuring that members get the best possible price for their breeding animals, weaners, sows and slaughter pigs. Bonusgrisen handles about 2 million pigs a year, of which approx. half are exported as weaners. The members that supply slaughter pigs will now each become cooperative members of Danish Crown, while at the same time remaining members of Bonusgrisen.

As new Danish Crown suppliers, Bonusgrisen's members will be offered one year of free advice, and at the same time be entitled to a financial contribution of DKK 0.30 per kg.

- In continuation of our work with the 4WD strategy, Danish Crown's Board of Directors appointed a committee which was tasked with coming up with suggestions on how to best increase the supply of slaughter pigs. One of the results is a growth package where among other a financial contribution is offered to new cooperative members. All Danish Crown's owners and 8,000 employees in Denmark benefit from that, says Søren F. Eriksen, CEO in Danish Crown Pork.

Expectations are that the members of Bonusgrisen will supply Danish Crown with about 600,000 slaughter pigs in the first year alone.



Best regards
Danish Crown



Information about the strike in Denmark

Due to a discontent in the development of the collective bargaining handled by the Trade Union NNF and the Confederation of Danish Industry (DI), our employees at the slaughterhouses went on a strike from Thursday April 20th in the evening. All employees were back at work on Tuesday April 25th.

DI handles collective bargaining on behalf of the employers but Danish Crown is involved in the negotiations where a joint collective agreement on behalf of 500,000 Danish employees is negotiated.

We are deeply sorry for any inconvenience this may have caused for our customers and we are doing everything we can to fulfil our commitments to our customers as fast as possible.



Best regards
Danish Crown



Pork consumption world wide (selected countries)


Production 1.000 tons	2013	2014	2015	2016	Forecast 2017	Index 2017:2016
China	54.930	56.710	54.870	52.990	52.750	99,55
EU	22.359	22.540	23.249	23.400	23.450	100,21
USA	10.525	10.368	11.121	11.319	11.844	104,64
Brazil	3.335	3.400	3.519	3.700	3.815	103,11
Russia	2.400	2.510	2.615	2.870	3.000	104,53
Vietnam	2.357	2.431	2.572	2.675	2.750	102,80
Canada	1.822	1.805	1.899	1.955	1.950	99,74
The Philippines	1.388	1.402	1.463	1.540	1.610	104,55
Mexico	1.284	1.290	1.323	1.376	1.420	103,20
Japan	1.309	1.264	1.254	1.279	1.270	99,30
South Korea	1.252	1.200	1.217	1.266	1.305	103,08
Total	102.961	104.920	105.102	104.370	105.164	100,76

Source : USDA

Pork production world wide (selected countries)

Consumption 1.000 tons	2013	2014	2015	2016	Forecast 2017	Index 2017:2016
China	55.456	57.194	55.668	54.980	54.875	99,81
EU	20.147	20.390	20.872	20.286	20.162	99,39
USA	8.665	8.545	9.341	9.477	9.688	102,23
Russia	3.267	3.024	3.016	3.192	3.275	102,60
Brazil	2.751	2.846	2.893	2.870	2.917	101,64
Japan	2.549	2.543	2.568	2.626	2.624	99,92
Vietnam	2.341	2.414	2.550	2.650	2.730	103,02
Mexico	1.956	1.991	2.176	2.256	2.360	104,61
South Korea	1.628	1.660	1.813	1.894	1.931	101,95
The Philippines	1.559	1.600	1.637	1.734	1.824	105,19
Taiwan	892	875	937	902	898	99,56
Total	101.211	103.082	103.471	102.867	103.284	100,41

Source : USDA



Best regards
Danish Crown



Danish Crown sells Plumrose USA


Danish Crown has signed an agreement to sell its American subsidiary Plumrose USA to Brazilian-based JBS, which is the world's largest meat-processing company. The sale is based on the 4WD strategy, under which Danish Crown has decided to focus its business on Northern Europe and Asia.



- The focus of Danish Crown's 4WD strategy is to lead our home markets in Northern Europe, to further grow our positions in Asia and to expand our leading position in casings globally. We have therefore decided to sell Plumrose USA. I am certain that JBS, with its wide presence and access to raw materials in North America, is a perfect match for Plumrose USA and will help fortify its business for the benefit of many loyal customers. Plumrose USA is an excellent company, which has made significant progress in recent years, and I would like to take this opportunity to thank the Plumrose USA management and employees for their committed efforts, says Group CEO Jais Valeur, Danish Crown.

Four months ago, Danish Crown launched its ambitious 4WD strategy with the predominant aim of growing its four home markets in Denmark, Sweden, Poland and the UK. The strategy includes plans to expand exports to Asia in general, and to establish a production facility in China based on Danish pork. Also, Danish Crown is focused on achieving global leadership in selected categories.

- Selling Plumrose USA is a step forward in achieving the long-term goals of the 4WD strategy. We have strengthened our financial capacity quite substantially. This gives us extensive room for manoeuvre and for taking part in what I would call a necessary consolidation of the food sector in our four home markets, says Jais Valeur. The sale of Plumrose USA to JBS is contingent on approval by the US competition authorities.



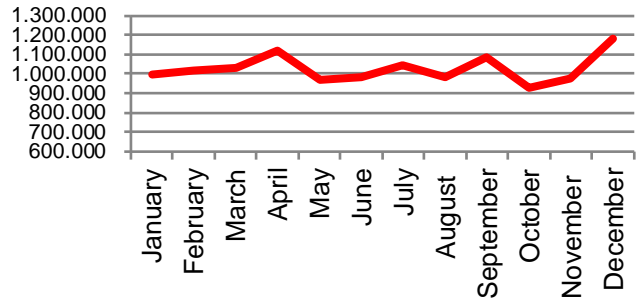
Best regards
Danish Crown



Export of live pigs (piglets and slaughter pigs)

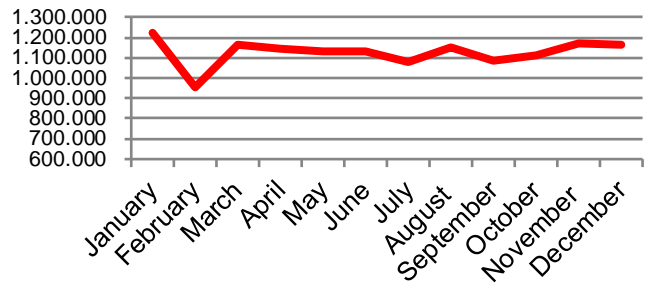
2015	Piglets	Slaughter pigs	Total
January	962.172	32.252	994.424
February	976.858	36.996	1.013.854
March	996.913	34.920	1.031.833
April	1.090.112	29.954	1.120.066
May	947.452	22.402	969.854
June	954.462	31.475	985.937
July	1.019.331	24.209	1.043.540
August	955.796	26.483	982.279
September	1.055.464	28.311	1.083.775
October	905.318	24.772	930.090
November	959.721	18.991	978.712
December	1.151.450	28.007	1.179.457
Total	11.975.049	338.772	12.313.821

Total - 2015



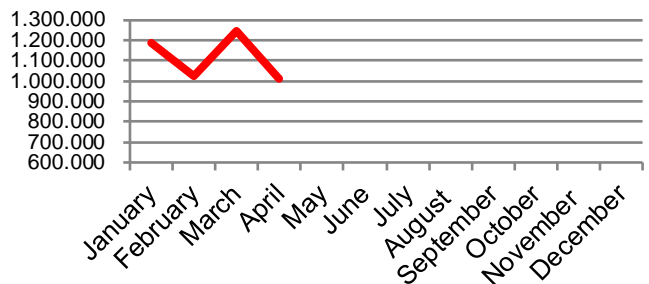
2016	Piglets	Slaughter pigs	Total
January	1.201.705	21.393	1.223.098
February	927.147	27.901	955.048
March	1.147.661	19.722	1.167.383
April	1.116.337	26.924	1.143.261
May	1.111.458	20.435	1.131.893
June	1.089.042	40.518	1.129.560
July	1.054.711	22.733	1.077.444
August	1.134.108	19.599	1.153.707
September	1.064.266	18.846	1.083.112
October	1.090.550	17.964	1.108.514
November	1.154.396	17.414	1.171.810
December	1.142.581	22.942	1.165.523
Total	13.233.962	276.391	13.510.353

Total - 2016



2017	Piglets	Slaughter pigs	Total
January	1.170.156	19.295	1.189.451
February	1.008.499	17.557	1.026.056
March	1.222.582	21.108	1.243.690
April	985.463	25.803	1.011.266
May			
June			
July			
August			
September			
October			
November			
December			
Total	4.386.700	83.763	4.470.463

Total - 2017



Best regards
Danish Crown



EU Slaughtering's

1.000 pcs.	2016	2015	%-change 2016:15
Germany	59.263	59.292	0
Spain	47.704	46.380	2,9
France	23.815	23.680	0,6
Poland	21.770	21.243	2,5
Denmark	18.228	18.717	-2,6
Netherlands	15.583	15.514	0,4
Belgium	11.181	11.887	-5,9
Italy	11.848	11.304	4,8
UK	10.981	10.848	1,2
Portugal	5.705	5.638	1,2
Austria	5.228	5.414	-3,4
Hungary	4.676	4.459	4,9
Romania	4.034	4.038	-0,1
Ireland	3.317	3.226	2,8
Sweden	2.527	2.560	-1,3
Czech	2.428	2.508	-3,2
Finland	2.082	2.080	0,1
Greece	1.395	1.505	-7,3
Kroatia	1.127	1.089	3,5
Bulgaria	996	919	8,3
Lithuania	766	837	-8,5
Cyprus	576	577	-0,3
Estonia	525	533	-1,5
Latvia	390	369	5,7
Slovakia	527	497	6,1
Slovenia	258	238	8,2
Luxembourg	172	158	8,9
Malta	56	62	-9,6
EU 28	257.157	255.544	0,6

1.000 Tons	2016	2015	%-change 2016:15
Germany	5.568,00	5.562,00	0,1
Spain	4.058,90	3.854,70	5,3
France	1.987,80	1.967,60	1
Poland	1.963,00	1.906,10	3
Denmark	1.566,60	1.598,70	-2
Netherlands	1.472,70	1.456,20	1,1
Belgium	1.060,60	1.124,30	-5,7
Italy	1.544,20	1.485,80	3,9
UK	919,3	898,3	2,3
Portugal	377	377,5	-0,1
Austria	511,5	527,8	-3,1
Hungary	431,8	409,3	5,5
Romania	337,1	330,5	2
Ireland	282,5	276,4	2,2
Sweden	233,9	233,5	0,2
Czech	220,3	227,7	-3,2
Finland	190,1	191,9	-1
Greece	93,5	90	3,9
Kroatia	79,9	73	9,5
Bulgaria	65,7	60,7	8,2
Lithuania	60,4	66,2	-8,8
Cyprus	43,9	43,4	1,1
Estonia	42,8	42,4	1
Latvia	31,2	29,3	6,2
Slovakia	48,3	45,3	6,8
Slovenia	22,7	20,2	12,1
Luxembourg	13,8	12,3	12,2
Malta	4,9	5,6	-11,4
EU 28	23.232,20	22.916,80	1,4



Best regards
Danish Crown



Pork count, EU 25, December 2016

1.000 stk.	Total population			Breeding sows			Pregnant sows		
	2016	2015	%-change	2016	2015	%-change	2016	2015	%-change
Spain	29.232	28.367	3	2.415	2.466	-2,1	1.667	1.669	-0,1
Germany	27.272	27.652	-1,4	1.905	1.973	-3,4	1.378	1.426	-3,3
France		13.307			1.011			717	
Denmark	12.281	12.702	-3,3	1.236	1.237	-0,1	765	777	-1,5
Netherlands	11.881	12.453	-4,6	1.022	1.053	-2,9	664	703	-5,5
Poland	11.108	10.590	4,9	859	814	5,4	582	537	8,2
Italy	8.478	8.675	-2,3	558	582	-4,2	464	481	-3,6
Belgium	6.181	6.364	-2,9	419	443	-5,4	342	363	-5,8
Romania	4.721	4.927	-4,2	361	375	-3,5	217	225	-3,6
UK	4.540	4.422	2,7	489	488	0,2	340	331	2,7
Hungary	2.887	3.124	-7,6	255	285	-10,5	169	182	-7,1
Austria	2.793	2.845	-1,8	236	245	-3,5	168	171	-2
Portugal	2.151	2.247	-4,3	233	240	-2,9	162	167	-2,9
Czech Rep.	1.479	1.555	-4,9	134	138	-2,9	83	88	-5,4
Ireland	1.528	1.475	3,6	145	139	4,7	98	98	-0,6
Sweden	1.471	1.435	2,5	149	141	5,6	105	99	6,1
Finland	1.197	1.239	-3,4	108	116	-6,6	78	86	-9,6
Croatia		1.167			118			38	
Greece	870	877	-0,8	145	137	5,8	73	66	10,6
Lithuania	664	688	-3,5	49	53	-8,1	41	44	-6,9
Slovakia		633			53			35	
Bulgaria	616	600	2,7	64	58	10,8	40	33	22
Latvia	336	334	0,6	38	38	0,5	17	13	26,4
Cyprus	353	328	7,6	33	35	-6,9	28	24	17,5
Estonia	265	305	-13,1	27	25	7,7	21	19	7,9
Slovenia	266	271	-1,8	19	20	-5,3	11	12	-5,5
Luxembourg	95	89	7,9	7	5	27,6	5	4	18,3
Malta	41	44	-6,8	4	4	-9,4	3	4	-7,1
EU (25)	132.706	133.608	-0,7	10.910	11.111	-1,8	7.519	7.621	-1,3
EU (28)	148.715			12.293			8.411		
Serbia	3.021	3.284		433	445		166	174	



Best regards
Danish Crown



New Factory 3 video presentation

At our website <http://www.danishcrown.jp/factory-3/> you can now see a new video presentation of our production of products in Factory 3, Ringsted for the Japanese market.

Changed sales set-up from Danish Crown Essen (Germany)

Based on some organizational changes the sales from Danish Crown Essen is now controlled and coordinated from our head quarter in Denmark, meaning that all sales from Essen is now coordinated as we coordinate the sales from our Danish slaughterhouses.



Best regards
Danish Crown



Merry Christmas and a happy new year

Danish Crown wishes all of our customers and business relations a merry christmas and a happy new year. Next newsletter will be published on the 5th of January 2017.



NEWS



Best regards
Danish Crown



Expected slaughtering's in Denmark during the summer

In the last period Danish Crown has slaughtered approximately 280.000 pigs a week. But the next 10 weeks we expect the slaughtering's to drop to a level around the 250.000 slaughtering's pr. week due to summer holiday in Denmark.



NEWS



Best regards
Danish Crown



Development in the quarterly production in Denmark and forecast for the next three quarters

It is still expected that we will see a small decrease in the Danish production of piglets in 2016. At the same time the export of live piglets is still increasing and therefore we expect the total number of Danish slaughtering's to decrease in 2016

Pieces	Slaughterings	Export	Export	Total
	Total	Pigs/sows	Piglets	
1. quarter 09	5.179.451	344.490	1.677.899	7.201.840
2. quarter 09	4.466.157	321.420	1.846.203	6.633.780
3. quarter 09	4.773.275	309.342	1.754.251	6.836.868
4. quarter 09	4.869.708	274.921	1.765.367	6.909.996
Total year 2009	19.288.591	1.250.173	7.043.720	27.582.484
1. quarter 10	5.180.709	322.635	1.802.296	7.305.640
2. quarter 10	4.816.163	235.427	1.967.967	7.019.557
3. quarter 10	5.093.504	160.951	1.846.083	7.100.538
4. quarter 10	5.153.620	177.178	1.898.701	7.229.499
Total year 2010	20.243.996	896.191	7.515.047	28.655.234
1. quarter 11	5.570.788	162.914	2.000.223	7.733.925
2. quarter 11	4.891.767	140.887	1.942.520	6.975.174
3. quarter 11	5.159.361	94.775	2.043.918	7.298.054
4. quarter 11	5.304.009	101.819	2.052.450	7.458.278
Total year 2011	20.925.925	500.395	8.039.111	29.465.431
1. quarter 12	5.216.720	111.949	2.275.286	7.603.955
2. quarter 12	4.561.569	116.947	2.342.747	7.021.263
3. quarter 12	4.770.129	118.457	2.329.310	7.217.896
4. quarter 12	4.887.537	106.229	2.293.833	7.287.599
Total year 2012	19.435.955	453.582	9.241.176	29.130.713
1. quarter 13	4.826.320	100.617	2.321.779	7.248.716
2. quarter 13	4.741.941	118.708	2.494.446	7.355.095
3. quarter 13	4.649.043	106.986	2.426.606	7.182.635
4. quarter 13	4.857.001	97.696	2.463.702	7.418.399
Total year 2013	19.074.305	424.007	9.706.533	29.204.845
1. quarter 14	4.824.338	103.424	2.577.680	7.505.442
2. quarter 14	4.552.804	108.156	2.755.068	7.416.028
3. quarter 14	4.609.841	90.848	2.755.191	7.455.880
4. quarter 14	4.835.460	97.370	2.791.393	7.724.223
Total year 2014	18.822.443	399.798	10.879.332	30.101.573
1. quarter 15	4.966.959	104.168	2.935.943	8.007.070
2. quarter 15	4.424.355	83.831	2.992.026	7.500.212
3. quarter 15	4.604.994	79.003	3.030.591	7.714.588
4. quarter 15	4.993.427*	71.770	3.016.489	8.081.686
Total year 2015	18.989.735	338.772	11.975.049	31.303.556
1. quarter 16	4.694.502	70.386	3.276.103	8.040.991
2. quarter 16	-4.435.000	-75.000	-3.245.000	-7.755.000
3. quarter 16	-4.410.000	-75.000	-3.220.000	-7.705.000
4. quarter 16	-4.390.000	-75.000	-3.270.000	-7.735.000
Total year 2016	-17.929.502	-295.386	-13.011.103	-31.235.991
1. quarter 17	-4.320.000	-75.000	-3.345.000	-7.740.000
2. quarter 17				
3. quarter 17				
4. quarter 17				
Total year 2017				

Best regards
Danish Crown



Amazing Milestone to be Reached by Horsens Abattoir

Private stock in EU

There is much speculation about whether we will see a new period with support to private stock and we know this has been discussed in European Commission.

From our point of view we expect that many countries will look into how they can use some national support but we don't expect a new period with private stock.

Jais Valeur visit Japan with Phil Hogan

Group CEO for Danish Crown Jais Valeur visits Japan with European Commissioner Phil Hogan and a delegation of other European business representatives in April. Jais Valeur is the only representative from Denmark who is joining the delegation.




Best regards
Danish Crown



Private storage - volumes (04/01-16 – 20/01-16)

Product code	Product	3 months	4 months	5 months	Total
2031110	Half carcasses	76	-	-	76
2031211	Legs	2.176	565	4.754	7.495
2031219	Shoulders	713	135	135	983
2031911	Forends	5.225	-	-	5.225
2031913	Loins	579	21	358	958
2031955	Legs, shoulders, forends and loins deboned	31.756	5.332	11.231	48.319
2031915	Bellies	5.341	290	832	6.463
2031955	Bellies deboned	4.619	494	1.571	6.684
2031955	Middles deboned	4.440	264	405	5.109
2091011	Fat	5.540	70	3.104	8.714
Total		60.464	7.171	22.390	90.025

Tons	3 months	4 months	5 months	Total	%-share
Germany	24.267	425	1445	26.137	29
Spain	7.196	2.961	9.146	19.303	21,4
Denmark	10.776	-	900	11.676	13
Netherlands	9.066	634	1080	10.779	12
Poland	2.020	1026	2.882	5.928	6,6
Italy	595	950	4.213	5.758	6,4
France	1.558	258	528	2.344	2,6
Ireland	1.364	53	159	1.576	1,8
Austria	720	260	200	1.180	1,3
Belgium	665	280	150	1.095	1,2
Romania	1.000	-	-	1.000	1,1
Finland	180	80	560	820	0,9
United Kingdom	290	50	195	535	0,6
Portugal	-	-	505	505	0,6
Estonia	365	134	-	499	0,6
Cyprus	318	-	27	345	0,4
Hungary	0	60	240	300	0,3
Sweden	85	0	160	245	0,3
Total EU-28	60.464	7.171	22.390	90.025	100



Best regards
Danish Crown



Live hog prices dressed weight

Weight interval	DKK / Kg	
	18.07.2016 – 24.07.2016	11.07.2016 – 17.07.2016
	(Week 29)	(Week 28)
50,0 - 59,9 Kg	6,60 - 7,60	6,60 - 7,60
60,0 - 69,9 Kg	8,60 - 10,45	8,60 - 10,45
70,0 - 94,9 Kg	10,60	10,60
95,0 - 95,9 Kg	10,40	10,40
96,0 - 96,9 Kg	10,00	10,00
97,0 - 97,9 Kg	9,70	9,70
98,0 - 99,9 Kg	9,40	9,40
100,0 - 109,9 Kg	8,10	8,10

Statistics	DKK / Kg	
	Week 27, 2016	Week 27, 2015
Killings - Danish Crown	258.383	267.103
Average weight	84,53	84,04
Weight interval 50,0 -	5,62%	4,44%
Weight interval 70,0 -	90,47%	92,09%
Weight interval 92,0 -	3,91%	3,47%
Average meat contents	60,69	60,61
Per kg / dressed (DKK)	10,48	9,70
Per hog / dressed (DKK)	886	815

MARKET REPORT

The European markets are still under pressure. There is enough live pigs and we experience pressure on all fresh cuts. On the Bacon market in UK there is also a big offer and very unusual for the season we do see dropping prices.

Russia is still closed. Japanese customers have filled up their stocks in fear of Safe Guard and they are therefore awaiting news before placing new orders. Finally there is a positive atmosphere on the Chinese market with a good demand.



Best regards
Danish Crown

