

Live hog prices dressed weight

Weight interval	DKK / Kg	
	23.04.2018 – 29.04.2018	16.04.2018 – 22.04.2018
	(Week 17)	(Week 16)
50,0 - 59,9 Kg	4,90-5,90	4,90-5,90
60,0 - 73,9 Kg	7,40-8,85	7,40-8,85
74,0 - 95,9 Kg	8,90	8,90
96,0 - 96,9 Kg	8,60	8,60
97,0 - 97,9 Kg	8,30	8,30
98,0 - 98,9 Kg	8,10	8,10
99,0 - 99,9 Kg	7,70	7,70
100,0 - 109,9 Kg	6,40	6,40

Statistics	DKK / Kg	
	Week 15, 2018	Week 15, 2017
Killings - Danish Crown	278.184	148.309
Hereof sows	4.771	2.173
Average weight	88,77	86,63
Weight interval 50,0 -	6,10%	6,12%
Weight interval 74,0 -	91,13%	89,80%
Weight interval 96,0 -	2,76%	4,08%
Average meat contents	60,83	60,71
Per kg / dressed (DKK)	9,06	11,07
Per hog / dressed (DKK)	804	959




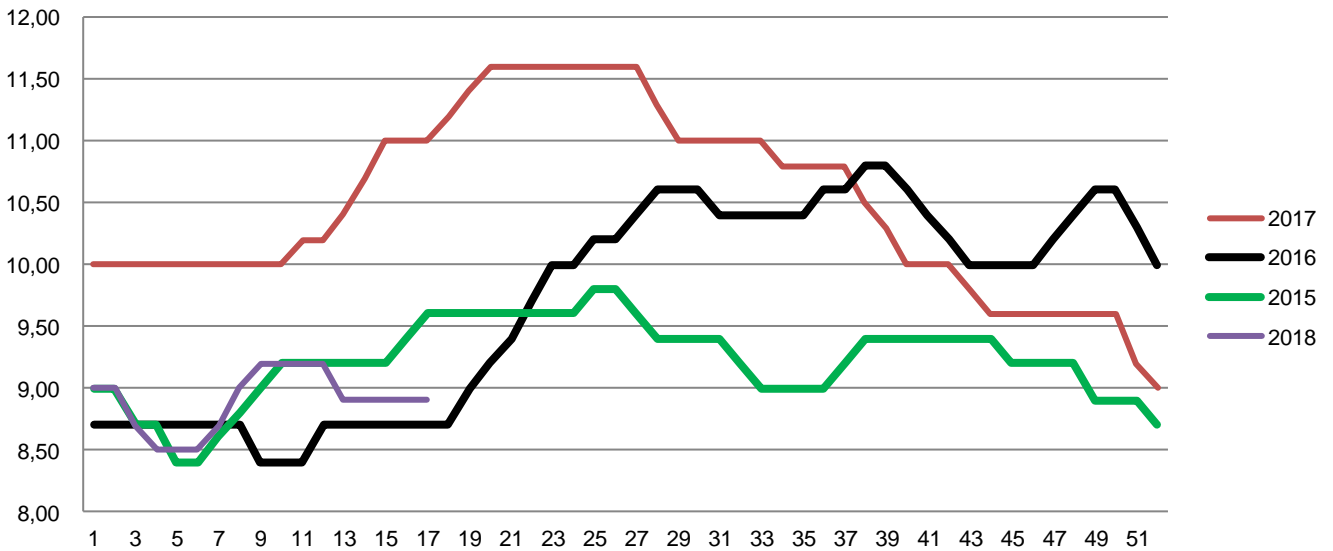
Best regards
Danish Crown



Weekly pig price – Danish Crown

Week	2018	2017	2016
1	9,00	10,00	8,70
2	9,00	10,00	8,70
3	8,70	10,00	8,70
4	8,50	10,00	8,70
5	8,50	10,00	8,70
6	8,50	10,00	8,70
7	8,70	10,00	8,70
8	9,00	10,00	8,70
9	9,20	10,00	8,40
10	9,20	10,00	8,40
11	9,20	10,20	8,40
12	9,20	10,20	8,70
13	8,90	10,40	8,70
14	8,90	10,70	8,70
15	8,90	11,00	8,70
16	8,90	11,00	8,70
17	8,90	11,00	8,70
18		11,20	8,70
19		11,40	9,00
20		11,60	9,20
21		11,60	9,40
22		11,60	9,70
23		11,60	10,00
24		11,60	10,00
25		11,60	10,20
26		11,60	10,20

Week	2018	2017	2016
27		11,60	10,40
28		11,30	10,60
29		11,00	10,60
30		11,00	10,60
31		11,00	10,40
32		11,00	10,40
33		11,00	10,40
34		10,80	10,40
35		10,80	10,40
36		10,80	10,60
37		10,80	10,60
38		10,50	10,80
39		10,30	10,80
40		10,00	10,60
41		10,00	10,40
42		10,00	10,20
43		9,80	10,00
44		9,60	10,00
45		9,60	10,00
46		9,60	10,00
47		9,60	10,20
48		9,60	10,40
49		9,60	10,60
50		9,60	10,60
51		9,20	10,30
52		9,00	10,00
Average (week)	8,89	10,49	9,69



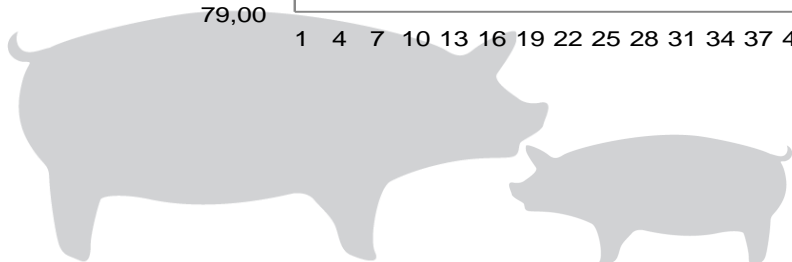
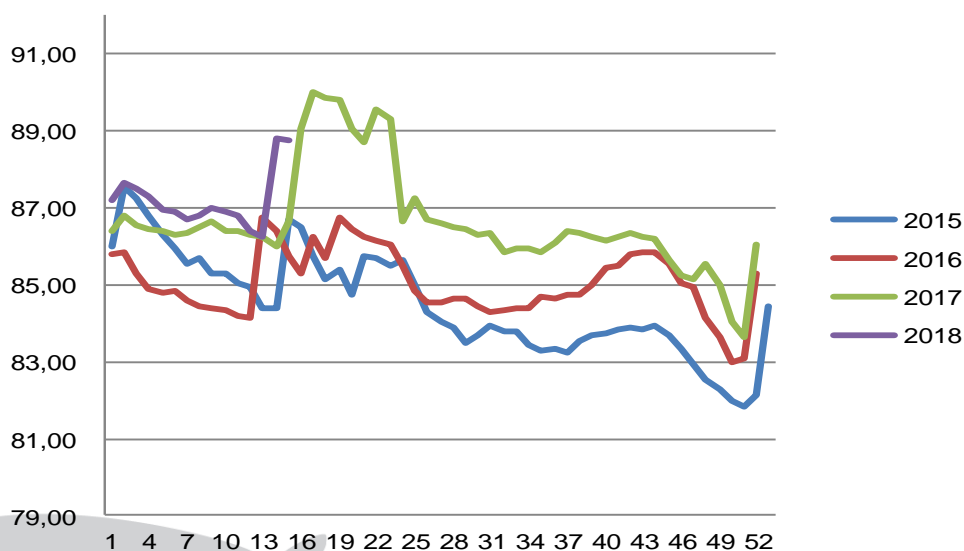
Best regards
Danish Crown



Average weight, Danish Crown (dressed) kg

Week	2018	2017	2016
1	87,18	86,39	85,81
2	87,67	86,78	85,84
3	87,52	86,55	85,32
4	87,32	86,44	84,90
5	86,95	86,39	84,80
6	86,9	86,29	84,83
7	86,71	86,36	84,61
8	86,81	86,51	84,46
9	86,99	86,65	84,41
10	86,9	86,39	84,34
11	86,82	86,40	84,19
12	86,40	86,32	84,13
13	86,27	86,26	86,75
14	88,80	86,01	86,38
15	88,77	86,63	85,77
16		89,07	85,28
17		90	86,26
18		89,88	85,69
19		89,8	86,76
20		89,05	86,44
21		88,69	86,27
22		89,55	86,16
23		89,3	86,03
24		86,66	85,49
25		87,23	84,85
26		86,68	84,54

Week	2018	2017	2016
27		86,58	84,53
28		86,51	84,65
29		86,45	84,63
30		86,29	84,43
31		86,36	84,27
32		85,85	84,36
33		85,94	84,41
34		85,93	84,37
35		85,86	84,69
36		86,11	84,62
37		86,39	84,74
38		86,34	84,75
39		86,26	85,00
40		86,16	85,47
41		86,25	85,49
42		86,37	85,81
43		86,23	85,85
44		86,20	85,83
45		85,67	85,54
46		85,24	85,05
47		85,14	84,92
48		85,54	84,12
49		85,00	83,64
50		84,05	83,00
51		83,66	83,07
52		86,05	85,30
53			
Average (week)	87,20	86,63	85,05



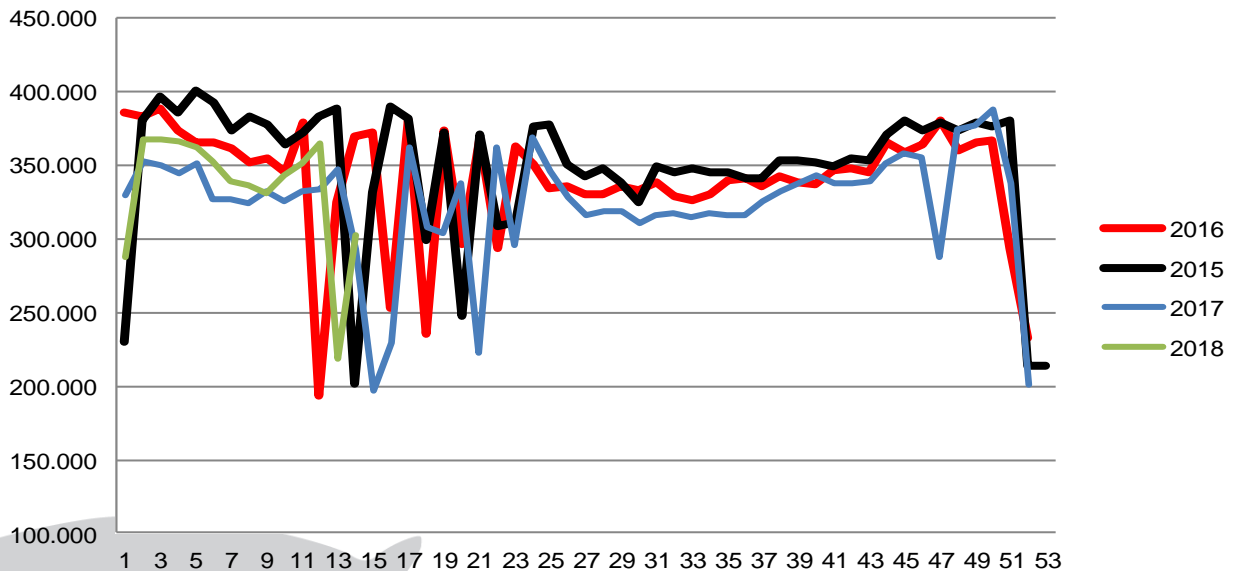
Best regards
Danish Crown



Total killings Denmark (98 % of all slaughtering's)

Week	2018	2017	2016
1	287.789	330.200	385.797
2	367.703	352.640	383.047
3	368.047	349.843	388.343
4	366.312	344.588	374.324
5	361.495	350.838	364.970
6	352.145	327.579	365.467
7	339.607	327.514	361.117
8	336.613	324.574	351.555
9	331.154	332.704	354.974
10	343.691	324.896	344.868
11	351.578	332.400	379.319
12	365.200	333.042	194.070
13	218.444	347.167	325.218
14	303.033	293.121	369.446
15		196.363	372.017
16		229.863	253.752
17		361.591	380.456
18		307.888	235.445
19		303.795	373.955
20		338.348	296.852
21		222.096	368.802
22		362.354	293.366
23		295.150	363.254
24		369.464	351.266
25		346.543	334.945
26		328.572	335.984

Week	2018	2017	2016
27		316.094	330.564
28		318.587	330.712
29		319.253	335.694
30		310.190	333.626
31		315.798	338.528
32		317.417	328.402
33		315.163	325.905
34		317.991	330.131
35		315.491	340.115
36		316.023	340.573
37		325.665	335.916
38		332.238	342.188
39		338.042	338.515
40		343.169	337.048
41		338.280	346.281
42		338.248	347.449
43		339.635	345.552
44		351.609	365.479
45		357.562	358.377
46		355.765	364.027
47		288.044	380.387
48		374.236	360.391
49		376.643	365.537
50		387.398	367.202
51		338.331	293.806
52		200.738	232.600
53			
Average (week)	335.201	324.630	340.723
Total (year)	4.692.811	16.880.743	17.717.614



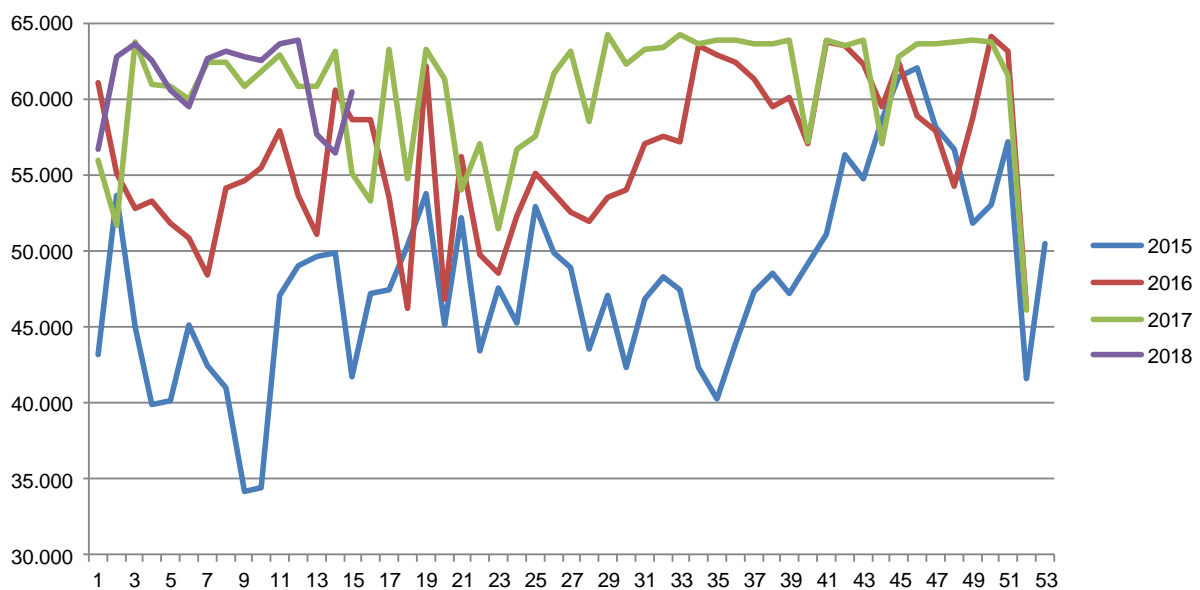
Best regards
Danish Crown



Weekly slaughtering's Danish Crown Essen

Week	2018	2017	2016
1	56.737	55.941	61.008
2	62.716	51.750	55.082
3	63.596	63.697	52.807
4	62.579	60.900	53.237
5	60.584	60.849	51.815
6	59.507	60.034	50.912
7	62.597	62.439	48.411
8	63.178	62.356	54.099
9	62.731	60.854	54.564
10	62.555	61.852	55.520
11	63.673	62.925	57.931
12	63.832	60.855	53.690
13	57.666	60.885	51.129
14	56.402	63.124	60.589
15	60.480	55.147	58.608
16		53.305	58.646
17		63.211	53.508
18		54.697	46.260
19		63.208	62.129
20		61.278	46.814
21		53.958	56.222
22		57.051	49.798
23		51.432	48.579
24		56.730	52.277
25		57.586	55.088
26		61.698	53.747

Week	2018	2017	2016
27		63.096	52.567
28		58.468	51.977
29		64.235	53.498
30		62.340	54.009
31		63.228	57.008
32		63.406	57.569
33		64.249	57.230
34		63.679	63.500
35		63.894	62.909
36		63.887	62.374
37		63.630	61.328
38		63.653	59.540
39		63.847	60.082
40		57.194	57.049
41		63.846	63.693
42		63.544	63.445
43		63.895	62.265
44		57.086	59.466
45		62.761	62.394
46		63.598	58.916
47		63.642	57.902
48		63.704	54.257
49		63.813	58.725
50		63.709	64.147
51		61.524	63.091
52		46.076	46.280
53			
Average (week)	61.256	60.649	56.302
Total (year)	918.833	3.153.766	2.927.691
Change (week)	1,00%	7,72%	17,23%



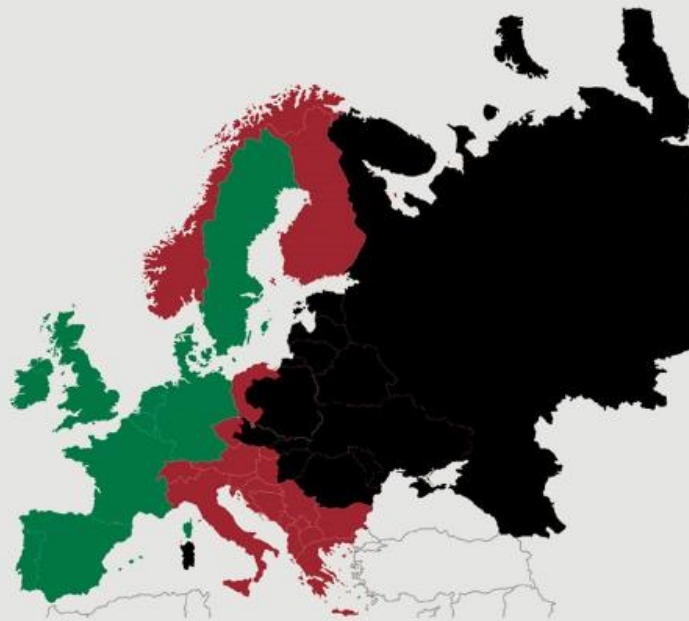
Best regards
Danish Crown



African swine fever

The EU Commission's reporting system for African swine fever for EU countries and Ukraine has been updated until 8th of April.

Country	Period April 1 st – April 8 th		Year to date January 1 st – April 8 th	
	Pigs	Wild boars	Pigs	Wild boars
<u>Estonia</u>		5		149
<u>Latvia</u>		14		278
<u>Lithuania</u>		23		647
<u>Poland</u>		36	4	967
<u>Italy</u>			2	24
<u>Ukraine</u>		1	21	25
<u>Czech republic</u>				18
<u>Romania</u>			3	



Black area: High risk and high readiness

Red area: High risk

Green area: Risk



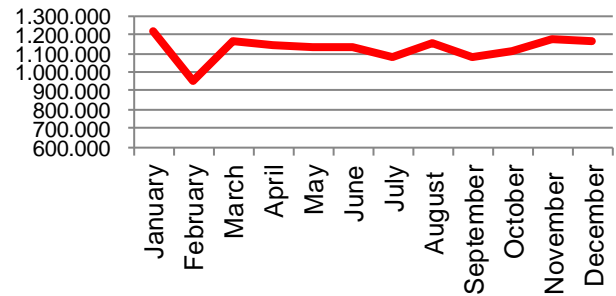
Best regards
Danish Crown



Export of live pigs (piglets and slaughter pigs)

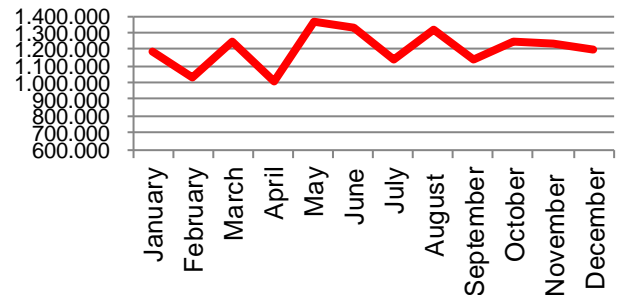
2016	Piglets	Slaughter pigs	Total
January	1.201.705	21.393	1.223.098
February	927.147	27.901	955.048
March	1.147.661	19.722	1.167.383
April	1.116.337	26.924	1.143.261
May	1.111.458	20.435	1.131.893
June	1.089.042	40.518	1.129.560
July	1.054.711	22.733	1.077.444
August	1.134.108	19.599	1.153.707
September	1.064.316	18.796	1.083.112
October	1.090.550	17.964	1.108.514
November	1.154.396	17.414	1.171.810
December	1.143.244	22.942	1.166.186
Total	13.234.675	276.341	13.511.016

Total - 2016




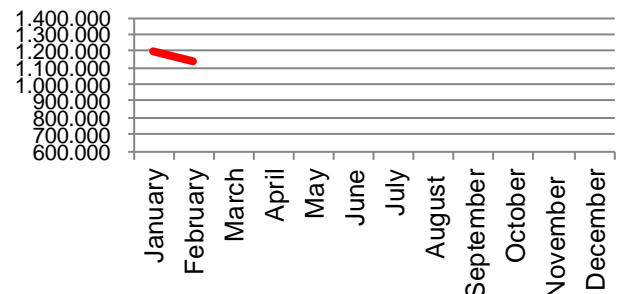
2017	Piglets	Slaughter pigs	Total
January	1.170.156	19.295	1.189.451
February	1.009.250	17.557	1.026.807
March	1.227.432	18.404	1.245.836
April	996.095	16.196	1.012.291
May	1.334.171	33.075	1.367.246
June	1.278.391	52.373	1.330.764
July	1.113.432	18.866	1.132.298
August	1.299.648	19.159	1.318.807
September	1.120.234	19.964	1.140.198
October	1.231.675	19.250	1.250.925
November	1.212.931	24.421	1.237.352
December	1.180.510	17.825	1.198.335
Total	14.173.925	276.385	14.450.310

Total - 2017



2018	Piglets	Slaughter pigs	Total
January	1.179.069	19.382	1.198.451
February	1.119.373	18.390	1.137.763
March			
April			
May			
June			
July			
August			
September			
October			
November			
December			
Total			2.336.214

Total - 2018



Best regards
Danish Crown



Top 10 importers of Danish pork meat

The top 10 is ranked based on the value of the Danish Export of pork meat in Jan.-Nov. 2017. All pork meat (incl. live pigs) is included in the figures below

Country	Jan. 2018		Jan. 2017	
	Value in billion DKK	Tonnage	Value in billion DKK	Tonnage
Germany	590	50.385	641	48.582
Poland	340	26.656	342	21.956
UK	250	16.146	281	17.544
Japan	247	8.711	268	8.358
China	216	20.179	308	24.872
Italy	148	12.287	134	9.637
Australia	103	4.896	102	4.927
USA	91	3.549	68	2.247
Sweden	57	2.816	58	2.815
France	40	1.779	35	1.503
Top 10 total	2.083	147.404	2.238	142.442
Other countries	344	20.787	330	19.400
Total	2.427	168.191	2.567	161.842



Best regards
Danish Crown



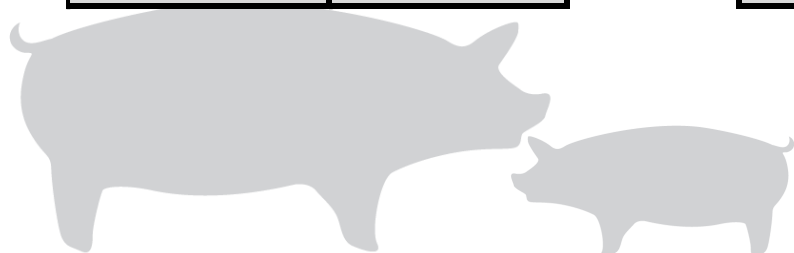
Denmark's export of pork meat Jan. – Dec. 2017

Jan. 2018

	Total
Germany	50.385
Poland	26.656
UK	16.146
Italy	12.287
Sweden	2.816
Netherlands	2.723
France	1.779
Romania	1.236
Other EU countries	7.383
EU total	121.410
China	20.179
Japan	8.711
Australia	4.896
US	3.549
South Korea	2.189
Taiwan	1.888
Philippines	745
Ukraine	687
Canada	633
Other 3. countries	3.215
3. countries total	46.781
Export total	168.191

Jan. 2017

	Total
Germany	48.582
Poland	21.956
UK	17.544
Italy	9.637
Sweden	2.815
Netherlands	2.118
Spain	1.604
France	1.503
Other EU countries	6.713
EU total	112.473
China	24.872
Japan	8.358
Australia	4.927
US	2.247
South Korea	1.911
Hong Kong	1.426
Taiwan	1.355
Philippines	741
Singapore	360
Other 3. countries	3.171
3. countries total	49.368
Export total	161.842



Best regards
Danish Crown

