



Live hog prices dressed weight

Weight interval	DKK / Kg	
	21.01.2019 – 27.01.2019 (Week 4)	14.01.2019 – 20.01.2019 (Week 3)
50,0 - 56,9 Kg	5,30-6,80	5,30-6,80
57,0 - 63,9 Kg	7,05-8,15	7,05-8,15
64,0-89,9 - 95,9 Kg	8,30	8,30
90,0 - 90,9 Kg	8,10	8,10
91,0 - 91,9 Kg	7,70	7,70
92,0 - 92,9 Kg	7,40	7,40
93,0 - 99,9 Kg	7,10	7,10
100,0 - 109,9 Kg	5,80	5,80

Statistics	DKK / Kg	
	Week 2, 2019	Week 2, 2018
Killings - Danish Crown	280.745	279.887
Hereof sows	5.732	5.820
Average weight (dressed) kg.	87,17	87,67
Weight interval 50,0 - 73,9 Kg	5,70%	5,30%
Weight interval 74,0 - 95,9 Kg	90,51%	91,20%
Weight interval 96,0 - 109,9 Kg	3,79%	3,50%
Average meat contents	61,02	60,55
9,14		
Per kg / dressed (DKK)	8,55	801,00
Per hog / dressed (DKK)	746	801



Best regards
Danish Crown


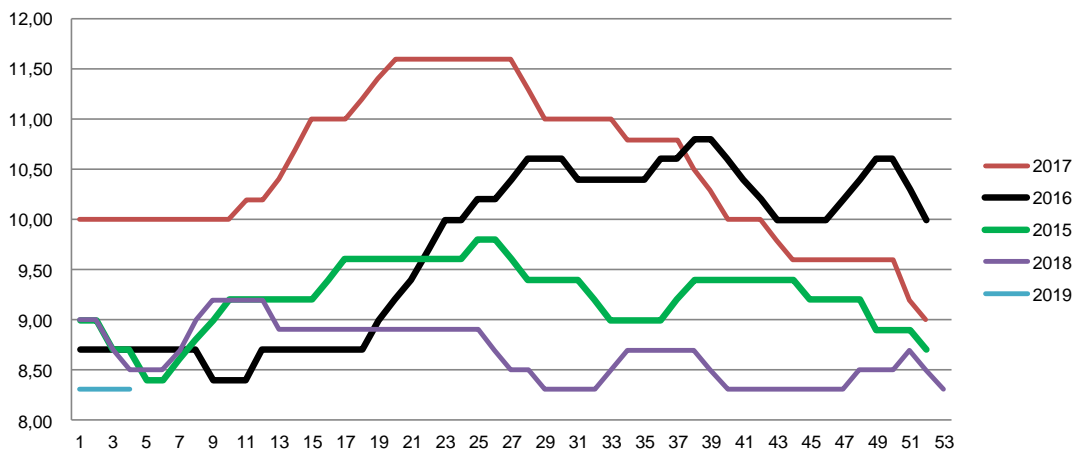




Weekly pig price – Danish Crown

Week	2019	2018
1	8,30	9,00
2	8,30	9,00
3	8,30	8,70
4	8,30	8,50
5		8,50
6		8,50
7		8,70
8		9,00
9		9,20
10		9,20
11		9,20
12		9,20
13		8,90
14		8,90
15		8,90
16		8,90
17		8,90
18		8,90
19		8,90
20		8,90
21		8,90
22		8,90
23		8,90
24		8,90
25		8,90
26		8,70

Week	2019	2018
27		8,50
28		8,50
29		8,30
30		8,30
31		8,30
32		8,30
33		8,50
34		8,70
35		8,70
36		8,70
37		8,70
38		8,70
39		8,50
40		8,30
41		8,30
42		8,30
43		8,30
44		8,30
45		8,30
46		8,30
47		8,50
48		8,50
49		8,50
50		8,70
51		8,50
52		8,30
Average (week)	8,30	8,67



Best regards
Danish Crown

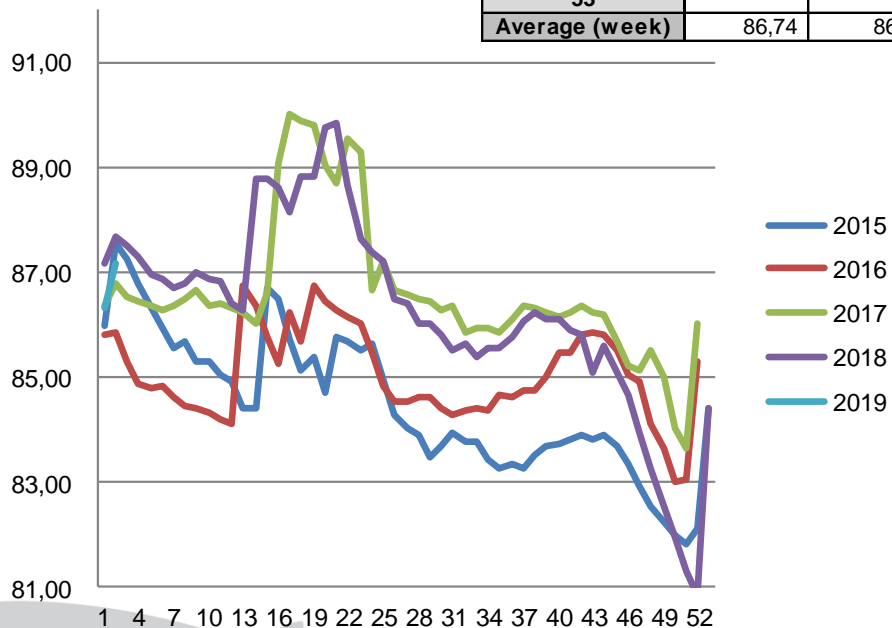




Average weight, Danish Crown (dressed) kg

Week	2109	2018
1	86,31	87,18
2	87,17	87,67
3		87,52
4		87,32
5		86,95
6		86,90
7		86,71
8		86,81
9		86,99
10		86,90
11		86,82
12		86,40
13		86,27
14		88,80
15		88,77
16		88,60
17		88,16
18		88,83
19		88,84
20		89,77
21		89,87
22		88,65
23		87,66
24		87,40
25		87,23
26		86,49

Week	2019	2018
27		86,43
28		86,02
29		86,03
30		85,80
31		85,54
32		85,64
33		85,41
34		85,56
35		85,57
36		85,78
37		86,06
38		86,26
39		86,11
40		86,12
41		85,91
42		85,82
43		85,62
44		85,08
45		84,69
46		83,94
47		83,25
48		82,53
49		81,95
50		81,31
51		80,86
52		84,41
53		
Average (week)	86,74	86,29



Best regards
Danish Crown

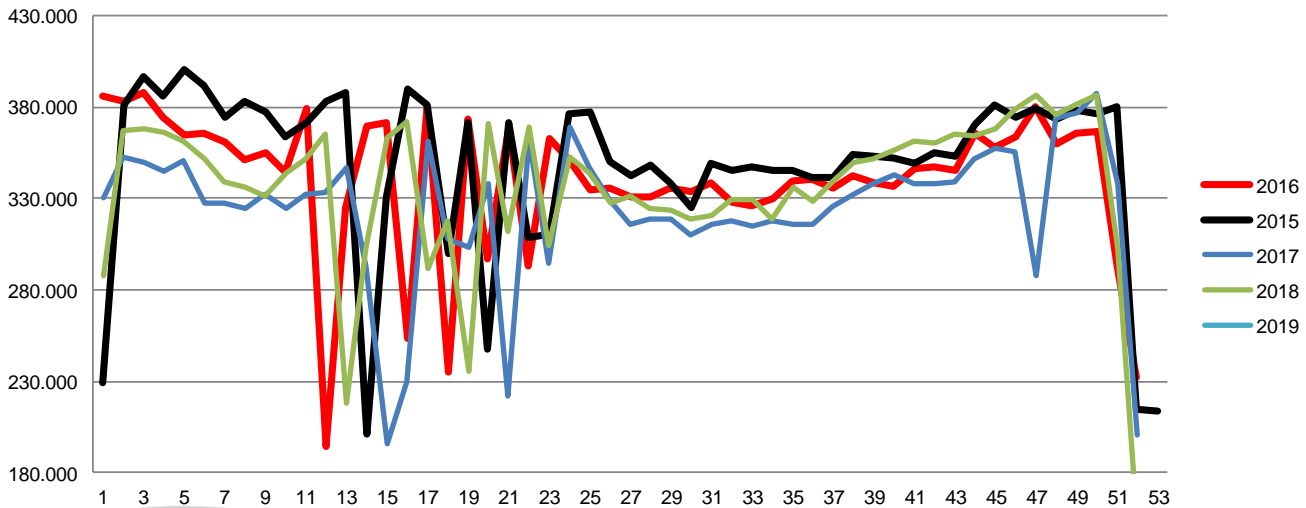




Total killings Denmark (98 % of all slaughtering's)

Week	2019	2018
1	217.081	287.789
2		367.703
3		368.047
4		366.312
5		361.495
6		352.145
7		339.607
8		336.613
9		331.154
10		343.691
11		351.578
12		365.200
13		218.444
14		303.033
15		363.829
16		371.945
17		291.607
18		317.876
19		235.481
20		371.516
21		311.691
22		369.643
23		304.448
24		352.632
25		343.770
26		327.658

Week	2019	2018
27		331.814
28		325.072
29		324.018
30		318.614
31		321.250
32		329.917
33		329.555
34		318.566
35		336.158
36		328.251
37		338.962
38		349.571
39		352.234
40		356.258
41		361.609
42		360.885
43		364.912
44		364.067
45		368.260
46		378.509
47		386.643
48		376.153
49		381.869
50		386.215
51		302.451
52		151.352
53		
Average (week)	217.081	336.501
Total (year)	217.081	17.498.072



Best regards
Danish Crown

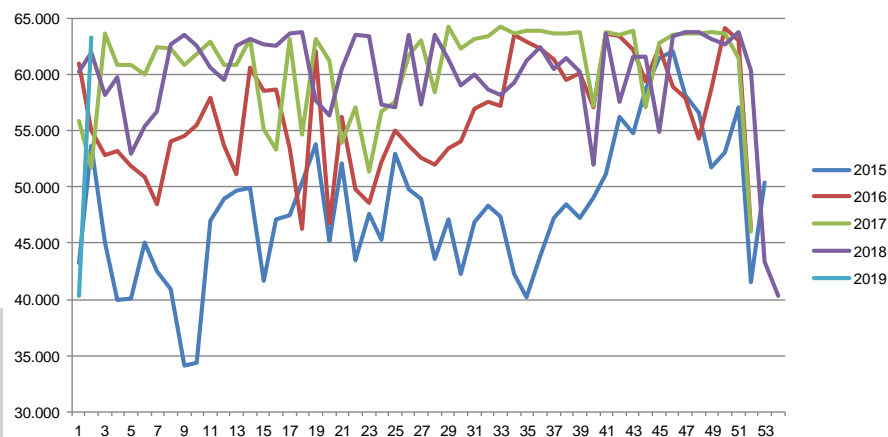




Weekly slaughtering's Danish Crown Essen

Week	2019	2018
1	40.367	56.737
2	63.329	62.716
3		63.596
4		62.579
5		60.584
6		59.507
7		62.597
8		63.178
9		62.731
10		62.555
11		63.673
12		63.832
13		57.666
14		56.402
15		60.480
16		63.566
17		63.393
18		57.370
19		57.111
20		63.484
21		57.400
22		63.529
23		61.383
24		59.021
25		60.077
26		58.620

Week	2019	2018
27		60.288
28		61.979
29		58.152
30		59.792
31		52.909
32		55.428
33		58.217
34		59.343
35		61.192
36		62.419
37		60.560
38		61.439
39		60.210
40		51.964
41		63.697
42		57.580
43		61.566
44		54.946
45		63.462
46		63.786
47		63.817
48		63.222
49		62.646
50		63.754
51		60.394
52		43.394
53		
Average (week)	51.848	60.191
Total (year)	103.696	3.129.943
Change (week)	-13,86%	-0,76%



Best regards
Danish Crown






Denmark's export of pork meat Jan. – Oct. 2018

Jan.- Oct 2018

	Total
Germany	505.070
Poland	270.702
UK	170.999
Italy	111.788
Sweden	28.886
Netherlands	26.948
France	15.545
Spain	11.257
Other EU countries	72.826
EU total	1.214.022
China	190.993
Japan	98.842
Australia	34.878
USA	32.329
South Korea	14.408
Taiwan	10.665
Belarus	8.430
Ukraine	8.134
Hong Kong	5.305
Other 3. countries	41.955
3. countries total	445.939
Export total	1.659.960

Jan.- Oct 2017

	Total
Germany	461.904
Poland	249.704
UK	167.997
Italy	101.485
Sweden	29.730
Netherlands	26.277
France	15.991
Spain	12.749
Other EU countries	77.763
EU total	1.143.599
China	203.224
Japan	99.246
Australia	37.342
USA	28.793
Taiwan	13.996
South Korea	13.440
Hong Kong	6.904
Philippines	5.675
Other 3. countries	39.152
3. countries total	447.771
Export total	1.591.371



Best regards
Danish Crown






Top 10 importers of Danish pork meat

The top 10 is ranked based on the value of the Danish Export of pork meat in Jan.-Oct. 2018. All pork meat (incl. live pigs) is included in the figures below

Country	Jan.- Oct. 2018		Jan.-Oct. 2017	
	Value in billion DKK	Tonnage	Value in billion DKK	Tonnage
Germany	5.795	505.070	6.572	461.904
Poland	3.512	270.702	4.177	249.704
Japan	2.842	98.942	3.113	99.246
UK	2.701	170.999	2.850	167.998
China/ Hong Kong	2.553	196.298	2.552	210.128
Italy	1.487	111.788	1.584	101.485
USA	789	32.329	817	28.793
Australia	697	34.878	831	37.342
Sweden	603	28.886	637	29.730
France	352	15.545	386	15.991
Top 10 total	21.331	1.465.337	23.572	1.402.319
Other countries	2.825	194.623	3.503	189.052
Total	24.157	1.659.960	27.075	1.591.371



Best regards
Danish Crown

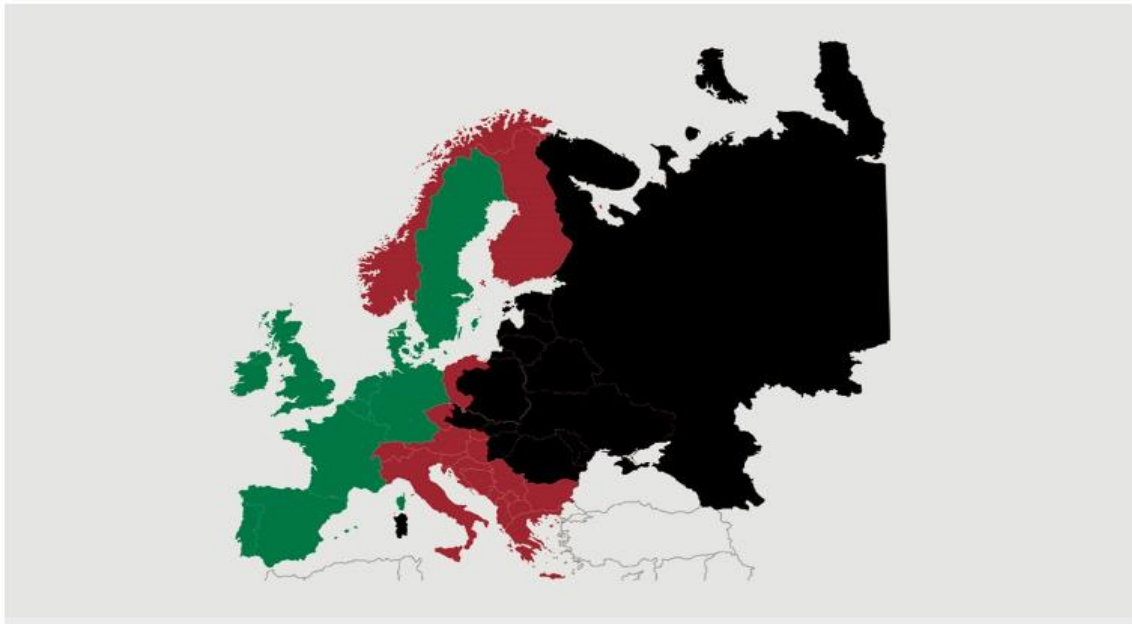




African swine fever

The EU Commission's reporting system for African swine fever for EU countries and Ukraine has been updated until 9th of December

Country	Period		Year to date	
	December 2nd - December 9th		January 1 st – December 9th	
	Pigs	Wild boars	Pigs	Wild boars
Estonia				
Latvia		25		25
Lithuania				
Poland				
Italy				
Ukraine				
Czech Republic				
Romania	1		1	
Hungary		3		3
Bulgaria				
Belgium				
Total	1	28	1	28



Black area: High risk and high readiness

Red area: High risk

Green area: Risk



Best regards
Danish Crown

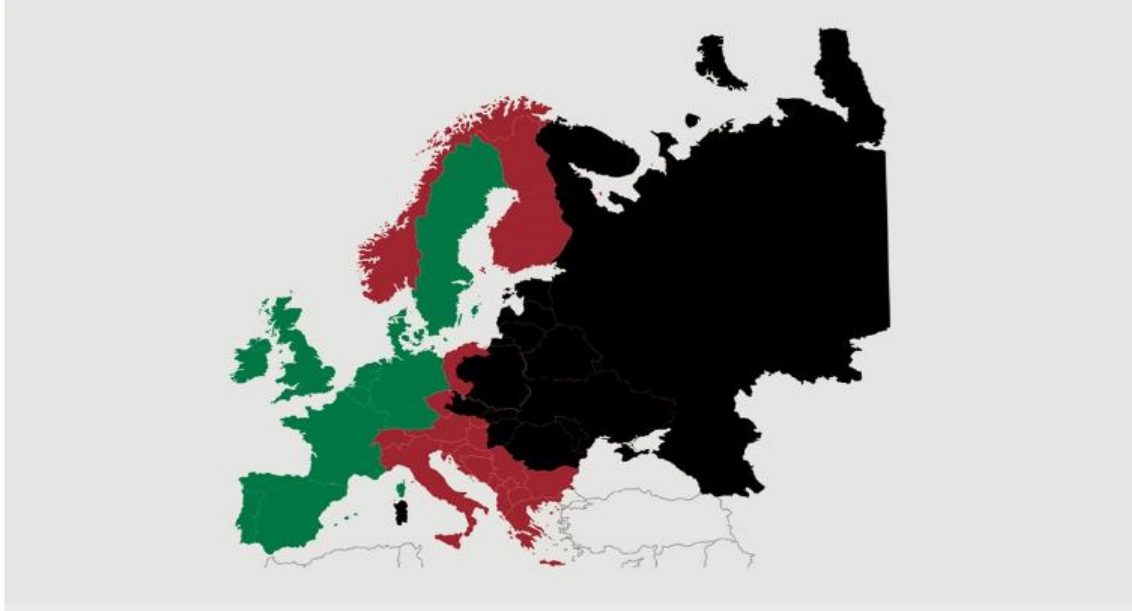




African swine fever

The EU Commission's reporting system for African swine fever for EU countries and Ukraine in 2018 and 2017

Country	2018		2017	
	Pigs	Wild boars	Pigs	Wild boars
Estonia		230	3	637
Latvia	10	685	8	947
Lithuania	51	1.443	30	1.328
Poland	109	2.438	81	741
Italy	10	64	17	93
Ukraine	105	41	124	37
Czech Republic		28		202
Romania	1.163	170	2	
Hungary		138		
Bulgaria	1	5		
Belgium		161		
Total	1.449	5.403	265	3.985



Black area: High risk and high readiness

Red area: High risk

Green area: Risk



Best regards
Danish Crown





African swine fever outbreaks in China



Outbreaks	Cities/Regions
1st outbreak	Shenyang
2nd outbreak	Zhengzhou
3rd outbreak	Lianyungang
4th outbreak	Wenzhou
5th outbreak	WuhuCity
6th outbreak	Xuancheng
7th outbreak	xuancheng
8th outbreak	Wuxi
9th outbreak	Chuzhou
10th outbreak	Jiamusi
11th outbreak	Wuhu City
12th outbreak	Xuancheng
13th outbreak	Jiamusi
14th outbreak	Tongling
15th outbreak	Jilin
16th outbreak	Xilin Gol
17th outbreak	Gongzhuling

Outbreaks	Cities/Regions
18th outbreak	Hohhot
19th outbreak	Songyuan
20th outbreak	Yingkou
21th outbreak	Zhaotong
22th outbreak	Luotian
23th outbreak	Baojing
24th outbreak	Qingyang
25th outbreak	Wuxue
26th outbreak	Sichuan
27th outbreak	Harbin
28th outbreak	Yunnan
29th outbreak	Jinshan
30th outbreak	Jiangxi
31th outbreak	Shaanxi
32th outbreak	Heilongjiang
33th outbreak	Tongzhou
34th outbreak	Linfen

Best regards
Danish Crown

