

Live hog prices dressed weight

Weight interval	DKK / Kg	
	11.06.2018 – 17.06.2018	04.06.2018 – 10.06.2018
	(Week 24)	(Week 23)
50,0 - 59,9 Kg	4,90-5,90	4,90-5,90
60,0 - 73,9 Kg	7,40-8,85	7,40-8,85
74,0 - 95,9 Kg	8,90	8,90
96,0 - 96,9 Kg	8,60	8,60
97,0 - 97,9 Kg	8,30	8,30
98,0 - 98,9 Kg	8,10	8,10
99,0 - 99,9 Kg	7,70	7,70
100,0 - 109,9 Kg	6,40	6,40

Statistics	DKK / Kg	
	Week 22, 2018	Week 22, 2017
Killings - Danish Crown	293.190	290.670
Hereof sow s	5.719	5.932
Average w eight	88,65	89,55
Weight interval 50,0 -	3,14%	3,79%
Weight interval 74,0 -	93,68%	92,83%
Weight interval 96,0 -	3,17%	3,38%
Average meat contents	61,03	60,59
Per kg / dressed (DKK)	9,11	11,65
Per hog / dressed (DKK)	808	1043




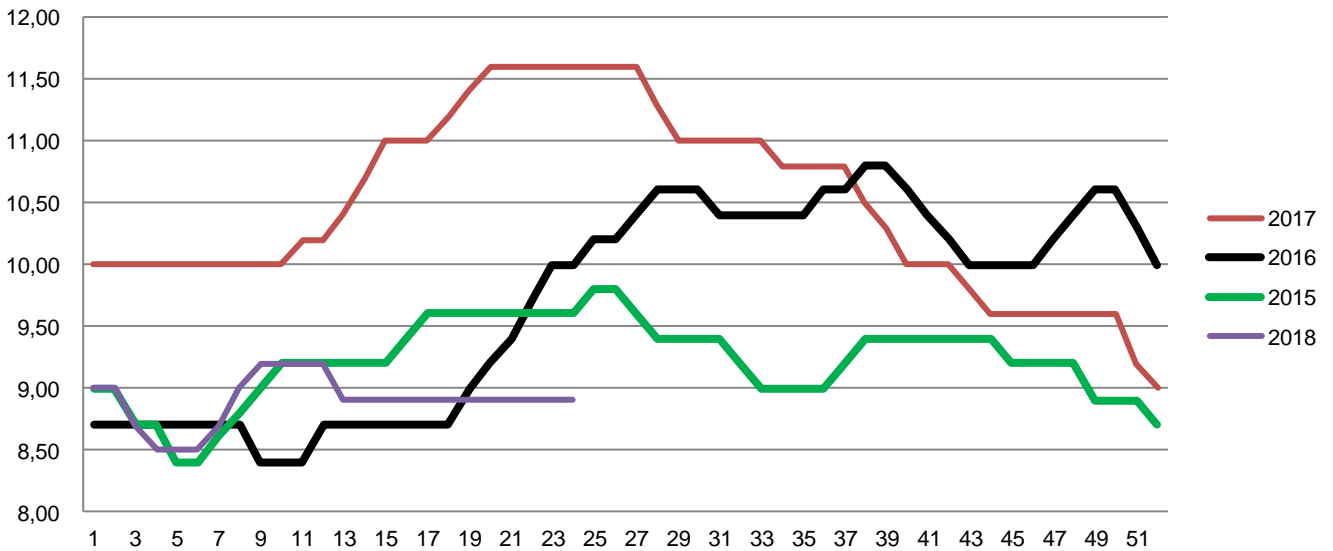
Best regards
Danish Crown



Weekly pig price – Danish Crown

Week	2018	2017	2016
1	9,00	10,00	8,70
2	9,00	10,00	8,70
3	8,70	10,00	8,70
4	8,50	10,00	8,70
5	8,50	10,00	8,70
6	8,50	10,00	8,70
7	8,70	10,00	8,70
8	9,00	10,00	8,70
9	9,20	10,00	8,40
10	9,20	10,00	8,40
11	9,20	10,20	8,40
12	9,20	10,20	8,70
13	8,90	10,40	8,70
14	8,90	10,70	8,70
15	8,90	11,00	8,70
16	8,90	11,00	8,70
17	8,90	11,00	8,70
18	8,90	11,20	8,70
19	8,90	11,40	9,00
20	8,90	11,60	9,20
21	8,90	11,60	9,40
22	8,90	11,60	9,70
23	8,90	11,60	10,00
24	8,90	11,60	10,00
25		11,60	10,20
26		11,60	10,20

Week	2018	2017	2016
27		11,60	10,40
28		11,30	10,60
29		11,00	10,60
30		11,00	10,60
31		11,00	10,40
32		11,00	10,40
33		11,00	10,40
34		10,80	10,40
35		10,80	10,40
36		10,80	10,60
37		10,80	10,60
38		10,50	10,80
39		10,30	10,80
40		10,00	10,60
41		10,00	10,40
42		10,00	10,20
43		9,80	10,00
44		9,60	10,00
45		9,60	10,00
46		9,60	10,00
47		9,60	10,20
48		9,60	10,40
49		9,60	10,60
50		9,60	10,60
51		9,20	10,30
52		9,00	10,00
Average (week)	8,90	10,49	9,69



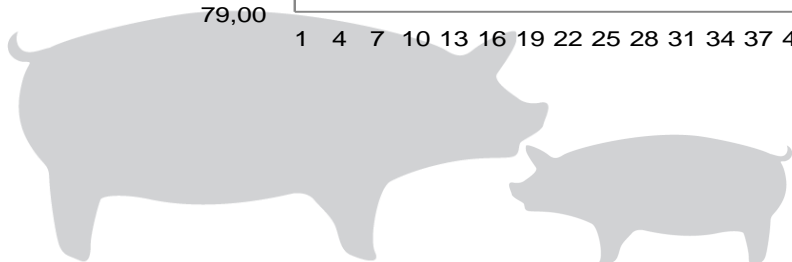
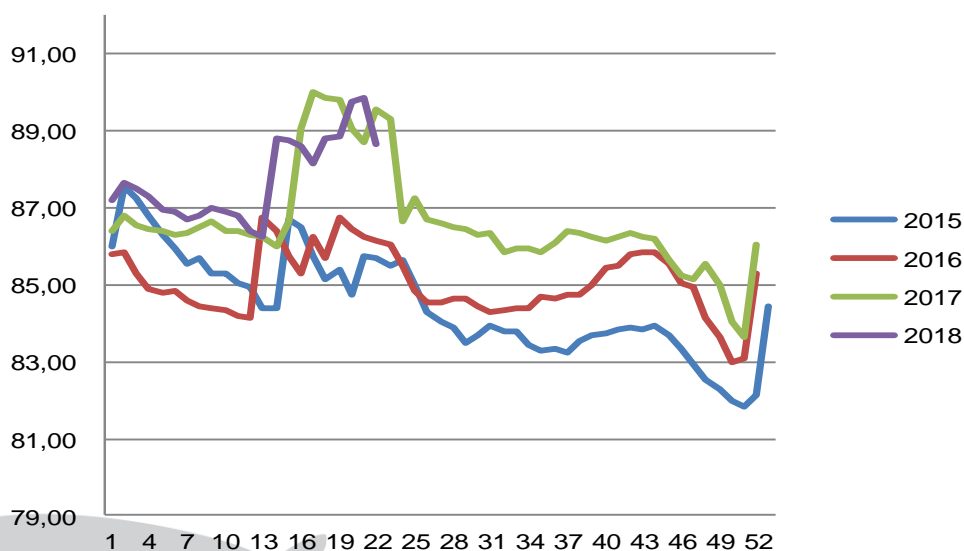
Best regards
Danish Crown



Average weight, Danish Crown (dressed) kg

Week	2018	2017	2016
1	87,18	86,39	85,81
2	87,67	86,78	85,84
3	87,52	86,55	85,32
4	87,32	86,44	84,90
5	86,95	86,39	84,80
6	86,9	86,29	84,83
7	86,71	86,36	84,61
8	86,81	86,51	84,46
9	86,99	86,65	84,41
10	86,9	86,39	84,34
11	86,82	86,40	84,19
12	86,40	86,32	84,13
13	86,27	86,26	86,75
14	88,80	86,01	86,38
15	88,77	86,63	85,77
16	88,6	89,07	85,28
17	88,16	90	86,26
18	88,83	89,88	85,69
19	88,84	89,8	86,76
20	89,77	89,05	86,44
21	89,87	88,69	86,27
22	88,65	89,55	86,16
23		89,3	86,03
24		86,66	85,49
25		87,23	84,85
26		86,68	84,54

Week	2018	2017	2016
27		86,58	84,53
28		86,51	84,65
29		86,45	84,63
30		86,29	84,43
31		86,36	84,27
32		85,85	84,36
33		85,94	84,41
34		85,93	84,37
35		85,86	84,69
36		86,11	84,62
37		86,39	84,74
38		86,34	84,75
39		86,26	85,00
40		86,16	85,47
41		86,25	85,49
42		86,37	85,81
43		86,23	85,85
44		86,20	85,83
45		85,67	85,54
46		85,24	85,05
47		85,14	84,92
48		85,54	84,12
49		85,00	83,64
50		84,05	83,00
51		83,66	83,07
52		86,05	85,30
53			
Average (week)	87,76	86,63	85,05



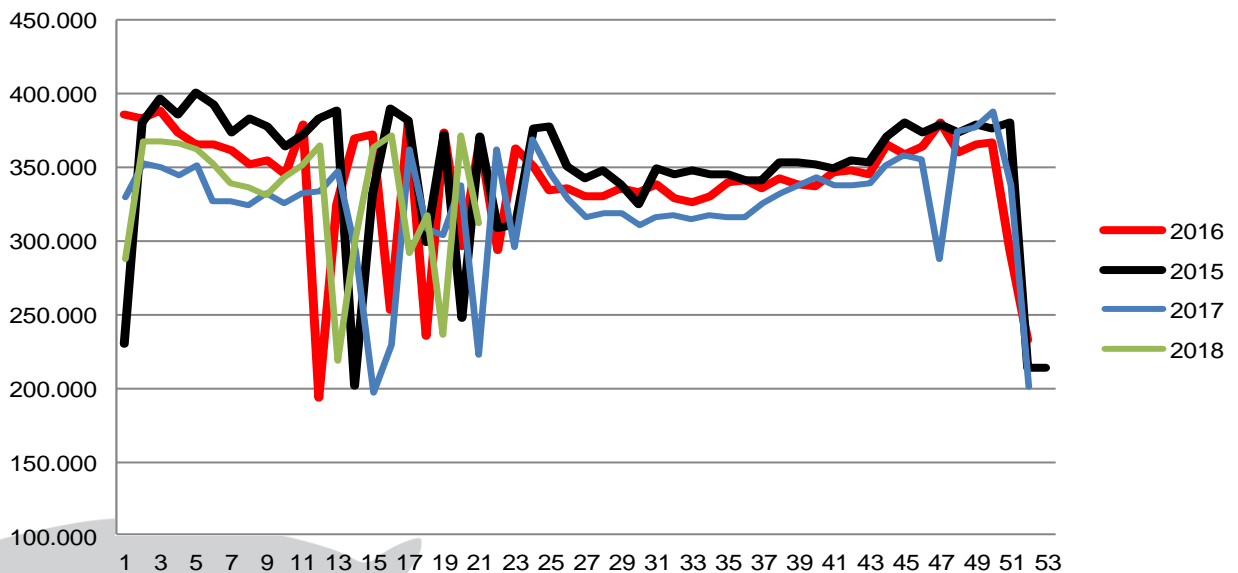
Best regards
Danish Crown



Total killings Denmark (98 % of all slaughtering's)

Week	2018	2017	2016
1	287.789	330.200	385.797
2	367.703	352.640	383.047
3	368.047	349.843	388.343
4	366.312	344.588	374.324
5	361.495	350.838	364.970
6	352.145	327.579	365.467
7	339.607	327.514	361.117
8	336.613	324.574	351.555
9	331.154	332.704	354.974
10	343.691	324.896	344.868
11	351.578	332.400	379.319
12	365.200	333.042	194.070
13	218.444	347.167	325.218
14	303.033	293.121	369.446
15	363.829	196.363	372.017
16	371.945	229.863	253.752
17	291.607	361.591	380.456
18	317.876	307.888	235.445
19	235.481	303.795	373.955
20	371.516	338.348	296.852
21	311.691	222.096	368.802
22		362.354	293.366
23		295.150	363.254
24		369.464	351.266
25		346.543	334.945
26		328.572	335.984

Week	2018	2017	2016
27		316.094	330.564
28		318.587	330.712
29		319.253	335.694
30		310.190	333.626
31		315.798	338.528
32		317.417	328.402
33		315.163	325.905
34		317.991	330.131
35		315.491	340.115
36		316.023	340.573
37		325.665	335.916
38		332.238	342.188
39		338.042	338.515
40		343.169	337.048
41		338.280	346.281
42		338.248	347.449
43		339.635	345.552
44		351.609	365.479
45		357.562	358.377
46		355.765	364.027
47		288.044	380.387
48		374.236	360.391
49		376.643	365.537
50		387.398	367.202
51		338.331	293.806
52		200.738	232.600
53			
Average (week)	331.274	324.630	340.723
Total (year)	6.956.756	16.880.743	17.717.614



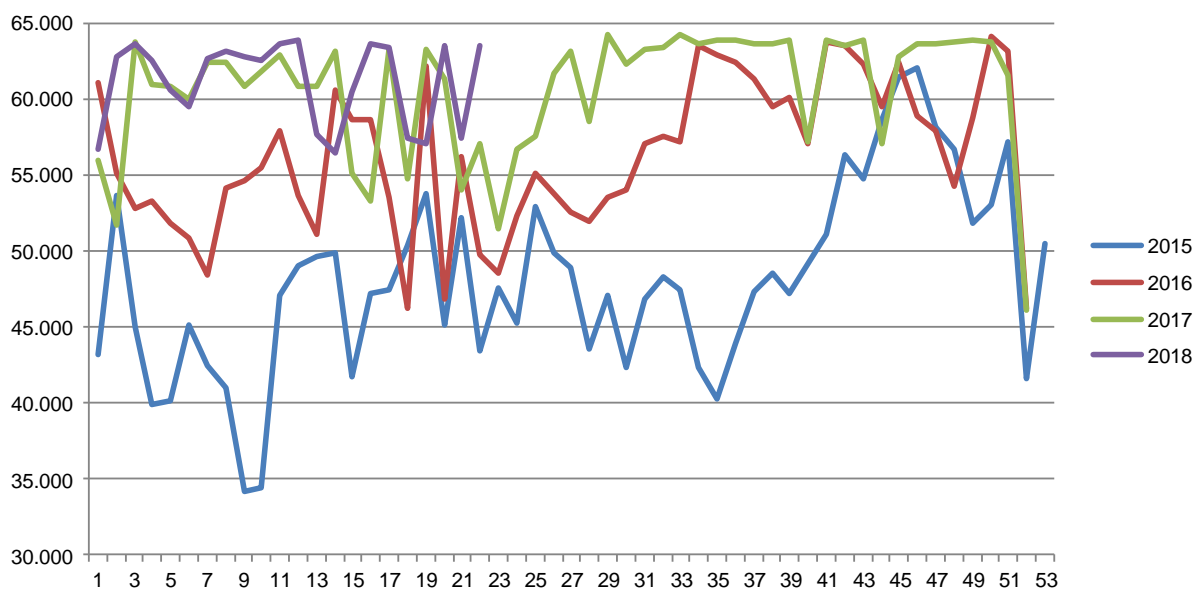
Best regards
Danish Crown



Weekly slaughtering's Danish Crown Essen

Week	2018	2017	2016
1	56.737	55.941	61.008
2	62.716	51.750	55.082
3	63.596	63.697	52.807
4	62.579	60.900	53.237
5	60.584	60.849	51.815
6	59.507	60.034	50.912
7	62.597	62.439	48.411
8	63.178	62.356	54.099
9	62.731	60.854	54.564
10	62.555	61.852	55.520
11	63.673	62.925	57.931
12	63.832	60.855	53.690
13	57.666	60.885	51.129
14	56.402	63.124	60.589
15	60.480	55.147	58.608
16	63.566	53.305	58.646
17	63.393	63.211	53.508
18	57.370	54.697	46.260
19	57.111	63.208	62.129
20	63.484	61.278	46.814
21	57.400	53.958	56.222
22	63.529	57.051	49.798
23		51.432	48.579
24		56.730	52.277
25		57.586	55.088
26		61.698	53.747

Week	2018	2017	2016
27		63.096	52.567
28		58.468	51.977
29		64.235	53.498
30		62.340	54.009
31		63.228	57.008
32		63.406	57.569
33		64.249	57.230
34		63.679	63.500
35		63.894	62.909
36		63.887	62.374
37		63.630	61.328
38		63.653	59.540
39		63.847	60.082
40		57.194	57.049
41		63.846	63.693
42		63.544	63.445
43		63.895	62.265
44		57.086	59.466
45		62.761	62.394
46		63.598	58.916
47		63.642	57.902
48		63.704	54.257
49		63.813	58.725
50		63.709	64.147
51		61.524	63.091
52		46.076	46.280
53			
Average (week)	61.122	60.649	56.302
Total (year)	1.344.686	3.153.766	2.927.691
Change (week)	0,78%	7,72%	17,23%



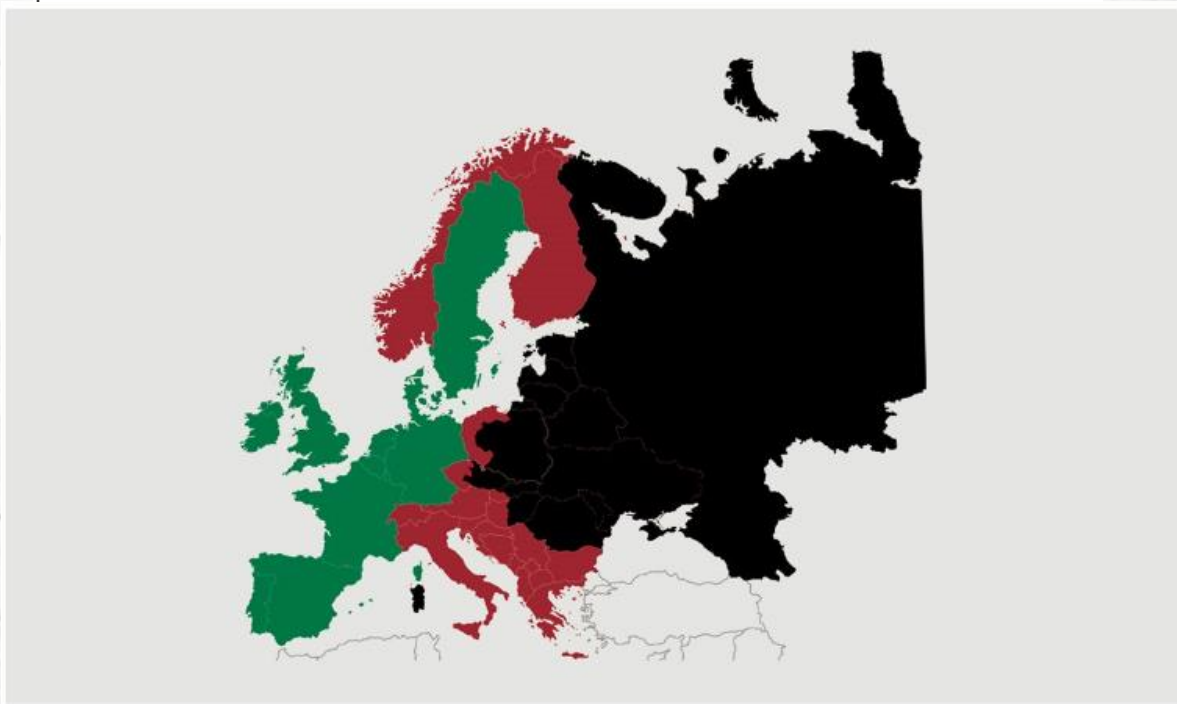
Best regards
Danish Crown



African swine fever

The EU Commission's reporting system for African swine fever for EU countries and Ukraine has been updated until 27th of May.

Country	Period May 20 th – May 27 th		Year to date January 1 st – May 27 th	
	Pigs	Wild boars	Pigs	Wild boars
<u>Estonia</u>				156
<u>Latvia</u>		8		331
<u>Lithuania</u>		21		918
<u>Poland</u>	3	31	8	1293
<u>Italy</u>			2	24
<u>Ukraine</u>	5		31	27
<u>Czech republic</u>				28
<u>Romania</u>			3	
<u>Hungary</u>		1		8



Black area: High risk and high readiness

Red area: High risk

Green area: Risk



Best regards
Danish Crown



Baconspecialist Zandbergen becomes part of Tulip Food Company



Bacon has been a major part of Tulip's DNA since 1912, and now it has turned up a nudge, as Tulip Food Company has bought the Dutch Bacon specialist Zandbergen.

- Tulip Food Company has as a clear objective in the 4WD strategy to develop the bacon business in Europe, and with the purchase of Zandbergen it takes a big leap forward. Baconspecialist Zandbergen is a 100 percent dedicated bacon producer who has developed very positively over the years and we want to develop their impressive organic growth further, says Group CEO in Danish Crown Jais Valeur.

The brothers Erik and Robert Zandbergen have decided to sell the Baconspecialist Zandbergen business in Haarlem, The Netherlands, to the Danish meat processing company Tulip Food Company.

- We look forward to becoming part of Tulip Food Company, who we know as a strong and innovative player in the European market for processed meat and who is already well-known for its popular products such as pulled pork, snacking and spare ribs. We see many great advantages and exciting synergies, because as part of Tulip Food Company our opportunities to offer an expanded and very interesting product portfolio will increase a lot and we will get even closer to our customers and consumers, says Robert Zandbergen, who stays in the business together with his brother Erik and the rest of the management to maintain the spirit, dedication and passion for bacon.

Baconspecialist Zandbergen was founded in 1984 and both production facilities and administration functions are located in Haarlem, The Netherlands. The company is currently expanding considerably to increase capacity and fulfill future customer wishes even better.

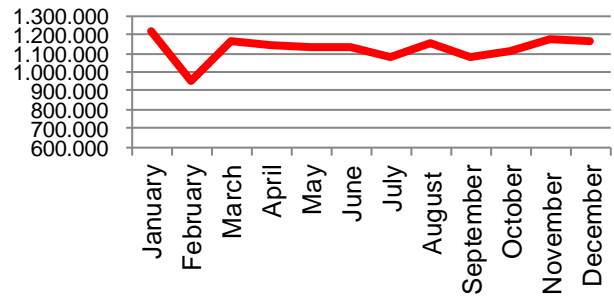
The transaction is subject to approval by the relevant competition authorities.



Export of live pigs (piglets and slaughter pigs)

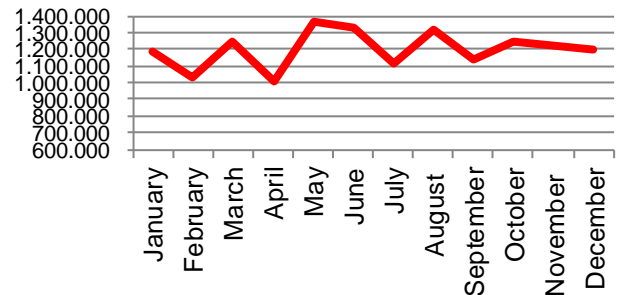
2016	Piglets	Slaughter pigs	Total
January	1.201.705	21.393	1.223.098
February	927.147	27.901	955.048
March	1.147.661	19.722	1.167.383
April	1.116.337	26.924	1.143.261
May	1.111.458	20.435	1.131.893
June	1.089.042	40.518	1.129.560
July	1.054.711	22.733	1.077.444
August	1.134.108	19.599	1.153.707
September	1.064.316	18.796	1.083.112
October	1.090.550	17.964	1.108.514
November	1.154.396	17.414	1.171.810
December	1.143.244	22.942	1.166.186
Total	13.234.675	276.341	13.511.016

Total - 2016



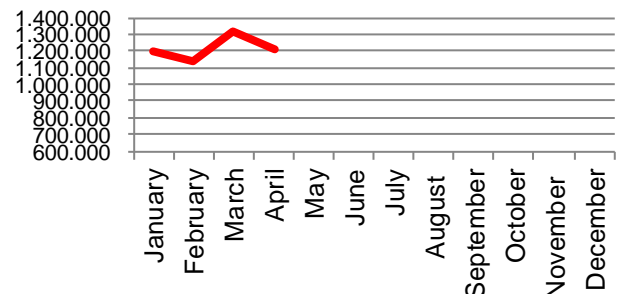
2017	Piglets	Slaughter pigs	Total
January	1.170.156	19.295	1.189.451
February	1.009.250	17.557	1.026.807
March	1.227.432	18.404	1.245.836
April	996.095	16.196	1.012.291
May	1.334.171	33.075	1.367.246
June	1.276.457	52.373	1.328.830
July	1.100.422	18.866	1.119.288
August	1.293.524	19.159	1.312.683
September	1.112.406	19.964	1.132.370
October	1.223.105	19.250	1.242.355
November	1.198.200	24.421	1.222.621
December	1.180.510	17.825	1.198.335
Total	14.121.728	276.385	14.398.113

Total - 2017



2018	Piglets	Slaughter pigs	Total
January	1.179.292	18.610	1.197.902
February	1.119.333	18.390	1.137.723
March	1.292.749	21.476	1.314.225
April	1.188.783	26.833	1.215.616
May			
June			
July			
August			
September			
October			
November			
December			
Total			4.865.466

Total - 2018



Best regards
Danish Crown

