

## Live hog prices dressed weight

Weight interval	DKK / Kg	
	21.03.2016 – 27.03.2016	14.03.2016 – 20.03.2016
	(Week 12)	(Week 11)
50,0 - 59,9 Kg	4,70 - 5,70	4,40 - 5,40
60,0 - 69,9 Kg	6,70 - 8,55	6,40 - 8,25
<b>70,0 - 94,9 Kg</b>	<b>8,70</b>	<b>8,40</b>
95,0 - 95,9 Kg	8,50	8,20
96,0 - 96,9 Kg	8,10	7,80
97,0 - 97,9 Kg	7,80	7,50
98,0 - 99,9 Kg	7,50	7,20
100,0 - 109,9 Kg	6,20	5,90

Statistics	DKK / Kg	
	Week 10, 2016	Week 10, 2015
Killings - Danish Crown	267.431	282.035
Hereof sow s	5.657	6.481
Average w eight	84,34	85,29
Weight interval 50,0 -	4,19%	3,68%
Weight interval 70,0 -	89,93%	90,50%
Weight interval 92,0 -	5,88%	5,82%
Average meat contents	60,70	60,30
<b>Average price before production levy:</b>		
Per kg / dressed (DKK)	8,47	9,17
Per hog / dressed (DKK)	714	782




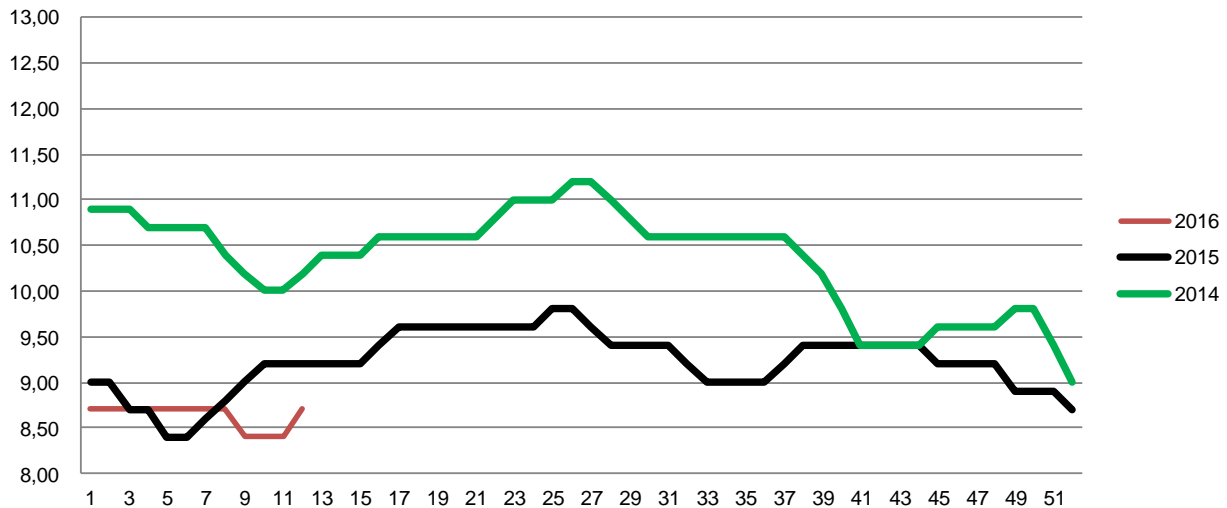
Best regards  
Danish Crown



## Weekly pig price – Danish Crown

Week	2016	2015	2014
1	8,70	9,00	10,90
2	8,70	9,00	10,90
3	8,70	8,70	10,90
4	8,70	8,70	10,70
5	8,70	8,40	10,70
6	8,70	8,40	10,70
7	8,70	8,60	10,70
8	8,70	8,80	10,40
9	8,40	9,00	10,20
10	8,40	9,20	10,00
11	8,40	9,20	10,00
12	8,70	9,20	10,20
13		9,20	10,40
14		9,20	10,40
15		9,20	10,40
16		9,40	10,60
17		9,60	10,60
18		9,60	10,60
19		9,60	10,60
20		9,60	10,60
21		9,60	10,60
22		9,60	10,80
23		9,60	11,00
24		9,60	11,00
25		9,80	11,00
26		9,80	11,20

Week	2016	2015	2014
27		9,60	11,20
28		9,40	11,00
29		9,40	10,80
30		9,40	10,60
31		9,40	10,60
32		9,20	10,60
33		9,00	10,60
34		9,00	10,60
35		9,00	10,60
36		9,00	10,60
37		9,20	10,60
38		9,40	10,40
39		9,40	10,20
40		9,40	9,80
41		9,40	9,40
42		9,40	9,40
43		9,40	9,40
44		9,40	9,40
45		9,20	9,60
46		9,20	9,60
47		9,20	9,60
48		9,20	9,60
49		8,90	9,80
50		8,90	9,80
51		8,90	9,40
52		8,70	9,00
Average (week)	8,63	9,22	10,35



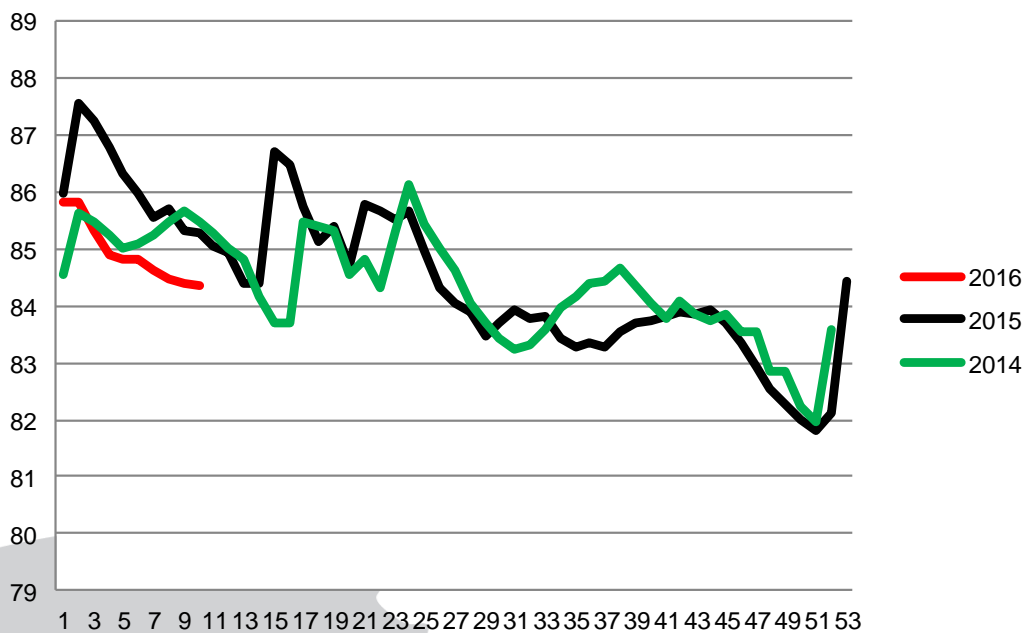
Best regards  
Danish Crown



## Average weight, Danish Crown (dressed) kg

Week	2016	2015	2014
1	85,81	85,98	84,55
2	85,84	87,57	85,63
3	85,32	87,26	85,49
4	84,90	86,79	85,26
5	84,80	86,31	85,03
6	84,83	85,96	85,08
7	84,61	85,55	85,25
8	84,46	85,69	85,46
9	84,41	85,32	85,68
10	84,34	85,29	85,48
11		85,05	85,27
12		84,94	85,02
13		84,41	84,80
14		84,41	84,18
15		86,72	83,71
16		86,49	83,70
17		85,73	85,47
18		85,13	85,38
19		85,39	85,31
20		84,72	84,56
21		85,77	84,80
22		85,68	84,31
23		85,51	85,33
24		85,66	86,12
25		84,98	85,45
26		84,30	85,00

Week	2016	2015	2014
27		84,04	84,64
28		83,89	84,03
29		83,47	83,69
30		83,71	83,43
31		83,94	83,22
32		83,77	83,33
33		83,80	83,57
34		83,44	83,97
35		83,29	84,18
36		83,34	84,41
37		83,26	84,45
38		83,53	84,65
39		83,69	84,37
40		83,74	84,03
41		83,82	83,78
42		83,89	84,10
43		83,84	83,85
44		83,92	83,74
45		83,71	83,84
46		83,35	83,54
47		82,93	83,54
48		82,54	82,85
49		82,27	82,86
50		82,00	82,22
51		81,81	81,97
52		82,13	83,59
53		84,43	
Average (week)		84,49	84,37
Change (week)		0,15%	2,16%



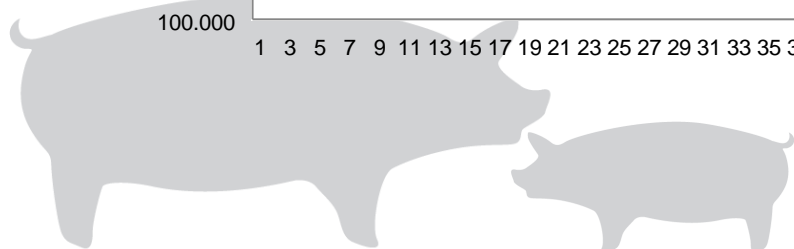
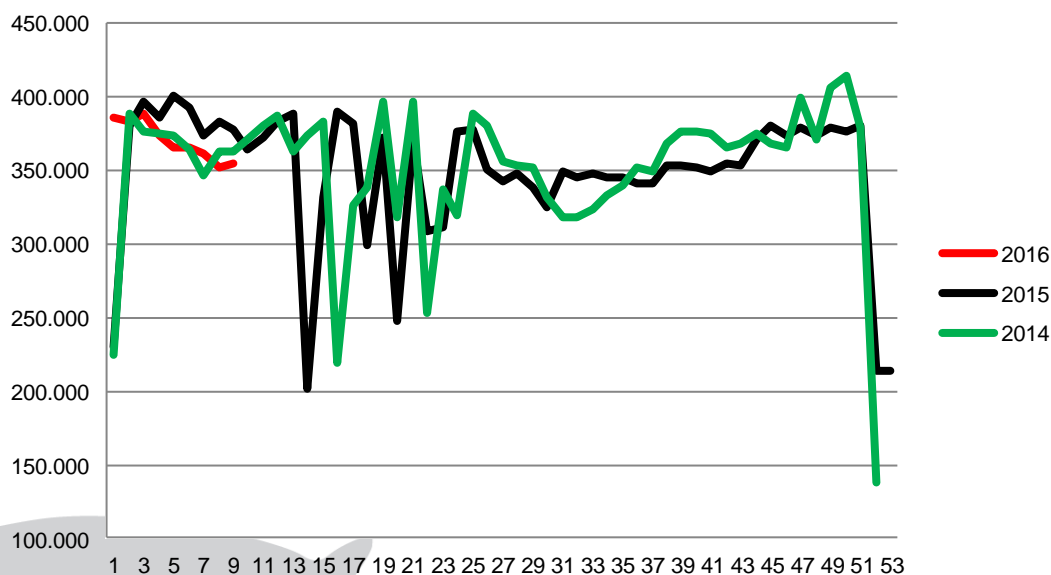
Best regards  
Danish Crown



## Total killings Denmark (98 % of all slaughtering's)

Week	2016	2015	2014
1	385.797	229.696	225.021
2	383.047	381.074	388.283
3	388.343	396.436	375.944
4	374.324	386.516	374.727
5	364.970	400.526	374.031
6	365.467	392.058	364.321
7	361.117	374.154	346.016
8	351.555	382.955	362.164
9	354.974	377.658	362.682
10		363.533	371.605
11		371.898	380.669
12		382.753	387.141
13		388.293	362.889
14		201.403	373.117
15		331.081	383.169
16		390.229	219.183
17		381.499	326.008
18		299.820	338.071
19		372.029	396.501
20		247.949	318.078
21		371.320	396.338
22		308.817	253.122
23		310.785	337.138
24		376.431	318.893
25		377.649	388.898
26		350.258	380.748

Week	2016	2015	2014
27		342.545	356.503
28		348.323	353.806
29		338.607	352.233
30		325.378	332.099
31		349.050	317.876
32		345.000	318.668
33		347.860	323.552
34		345.284	333.185
35		345.856	340.034
36		341.651	352.062
37		341.372	348.664
38		354.011	368.494
39		353.679	376.946
40		352.539	376.297
41		349.023	374.505
42		355.194	364.912
43		353.428	368.832
44		370.453	374.565
45		381.122	368.182
46		374.076	366.168
47		379.225	399.296
48		373.294	371.471
49		378.861	406.665
50		376.079	413.966
51		380.302	378.561
52		214.345	137.802
53		214.290	
Average (week)		348.635	351.540
Total (year)		18.263.377	18.280.101



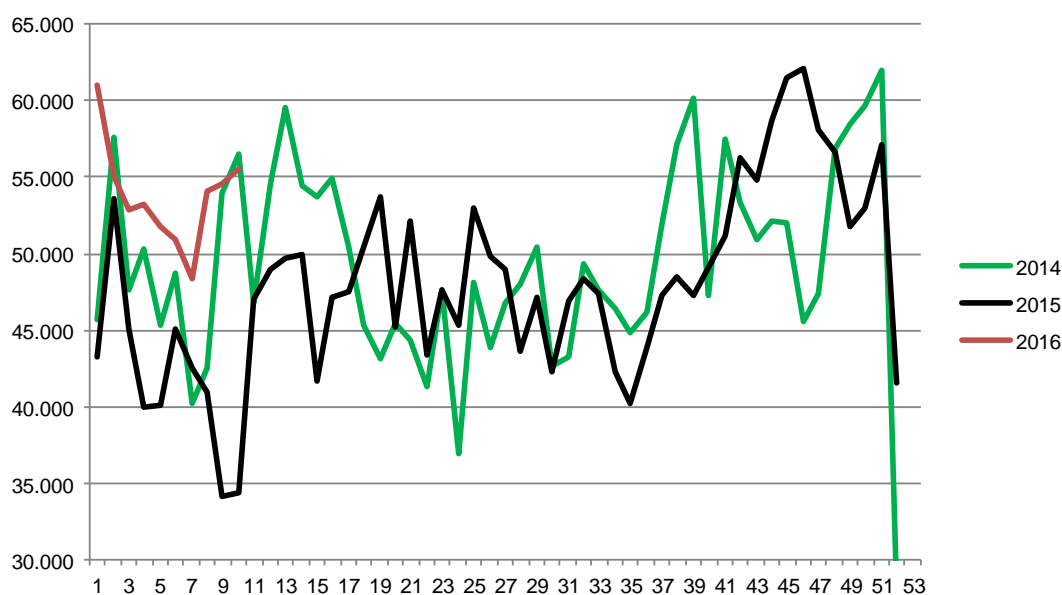
Best regards  
Danish Crown



## Weekly slaughtering's Danish Crown Essen

Week	2016	2015	2014
1	61.008	43.195	45.700
2	55.082	53.638	57.627
3	52.807	45.020	47.587
4	53.237	39.931	50.291
5	51.815	40.117	45.320
6	50.912	45.104	48.727
7	48.411	42.472	40.239
8	54.099	40.946	42.546
9	54.564	34.166	53.908
10	55.520	34.377	56.509
11		47.055	46.723
12		48.978	54.549
13		49.673	59.533
14		49.904	54.443
15		41.702	53.755
16		47.150	54.869
17		47.488	50.487
18		50.416	45.280
19		53.759	43.100
20		45.179	45.389
21		52.159	44.297
22		43.422	41.285
23		47.593	47.598
24		45.265	36.922
25		52.956	48.136
26		49.840	43.921

Week	2015	2014
27	48.928	46.759
28	43.582	47.950
29	47.141	50.452
30	42.317	42.692
31	46.882	43.203
32	48.324	49.375
33	47.392	47.650
34	42.320	46.411
35	40.239	44.796
36	43.894	46.174
37	47.298	51.838
38	48.522	57.162
39	47.249	60.108
40	49.104	47.249
41	51.140	57.511
42	56.284	53.302
43	54.756	50.854
44	58.676	52.169
45	61.458	52.053
46	62.096	45.584
47	58.136	47.440
48	56.648	56.897
49	51.792	58.440
50	53.040	59.646
51	57.128	61.950
52	41.578	27.955
53	50.466	
<b>Average (week)</b>	53.746	49.315
<b>Total (year)</b>	537.455	2.564.361



Best regaras  
Danish Crown




## Denmark's export of pork meat Jan – Dec. 2015

Jan.-Dec. 2015

Total	
Germany	597.532
Poland	267.634
UK	219.754
Italy	135.131
Sweden	36.595
Netherlands	29.903
France	21.178
Spain	12.964
Other EU countries	84.188
<b>EU total</b>	<b>1.404.878</b>
China	244.077
Japan	122.233
Australia	59.143
US	34.889
South Korea	19.954
Taiwan	17.375
Hong Kong	9.169
Philippines	5.909
Singapore	5.647
Other 3. countries	48.388
<b>3. countries total</b>	<b>566.784</b>
<b>Export total</b>	<b>1.971.662</b>

Jan.-Dec. 2014

Total	
Germany	614.377
Poland	234.888
UK	220.279
Italy	119.168
Sweden	45.626
Netherlands	28.071
France	26.711
Czech Republic	14.067
Other EU countries	73.124
<b>EU total</b>	<b>1.376.312</b>
China	203.052
Japan	138.124
Australia	54.865
US	37.848
Taiwan	18.191
South Korea	16.788
Hong kong	15.651
Ukraine	8.788
Russia	7.696
Other 3. countries	59.488
<b>3. countries total</b>	<b>560.491</b>
<b>Eksport total</b>	<b>1.936.803</b>




Best regards  
Danish Crown



## Top 10 importers of Danish pork meat

The top 10 is ranked based on the value of the Danish Export of pork meat in 2015. All pork meat (incl. live pigs) is included in the figures below

Country	2015		2014	
	Value in billion DKK	Tonnage	Value in billion DKK	Tonnage
Germany	6,4	597.532	7,8	614.377
UK	3,8	219.754	4,1	220.279
Japan	3,4	122.233	3,8	138.124
Poland	3,2	267.634	3,3	234.888
China/Hong Kong	3,1	253.246	2,2	218.703
Italy	1,8	135.131	1,8	119.168
Australia	1,2	59.143	1,2	54.865
US	1	34.889	1	37.848
Sweden	0,7	36.595	1	45.626
France	0,4	21.178	0,5	26.711
<b>Top 10 total</b>	<b>25</b>	<b>1.747.335</b>	<b>26,6</b>	<b>1.710.589</b>
Other countries	3,7	224.327	4	226.214
<b>Total</b>	<b>28,7</b>	<b>1.971.662</b>	<b>30,6</b>	<b>1.936.803</b>



Best regards  
Danish Crown

