

Live hog prices dressed weight

Weight interval	DKK / Kg	
	19.03.2018 – 25.03.2018	12.03.2018 – 16.03.2018
	(Week 11)	(Week 10)
50,0 - 59,9 Kg	5,20-6,20	5,20-6,20
60,0 - 73,9 Kg	7,70-9,15	7,70-9,15
74,0 - 95,9 Kg	9,20	9,20
96,0 - 96,9 Kg	8,90	8,90
97,0 - 97,9 Kg	8,60	8,60
98,0 - 98,9 Kg	8,40	8,40
99,0 - 99,9 Kg	8,00	8,00
100,0 - 109,9 Kg	6,70	6,70

Statistics	Week 10, 2018		Week 10, 2017	
	Killings - Danish Crown	269.823		252.249
Hereof sows	4.962		5.174	
Average weight	86,90		86,39	
Weight interval 50,0 -	2,65%		4,55%	
Weight interval 74,0 -	88,67%		90,93%	
Weight interval 96,0 -	8,68%		4,52%	
Average meat contents	60,78		60,63	
Per kg / dressed (DKK)	9,28		10,08	
Per hog / dressed (DKK)	806		871	




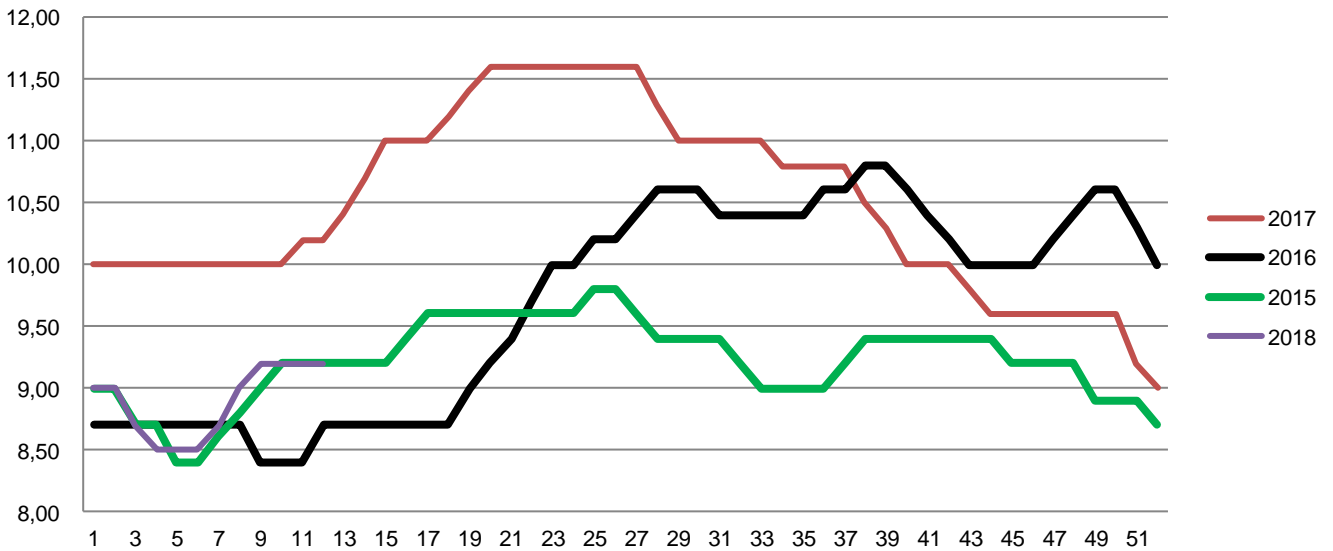
Best regards
Danish Crown



Weekly pig price – Danish Crown

Week	2018	2017	2016
1	9,00	10,00	8,70
2	9,00	10,00	8,70
3	8,70	10,00	8,70
4	8,50	10,00	8,70
5	8,50	10,00	8,70
6	8,50	10,00	8,70
7	8,70	10,00	8,70
8	9,00	10,00	8,70
9	9,20	10,00	8,40
10	9,20	10,00	8,40
11	9,20	10,20	8,40
12	9,20	10,20	8,70
13		10,40	8,70
14		10,70	8,70
15		11,00	8,70
16		11,00	8,70
17		11,00	8,70
18		11,20	8,70
19		11,40	9,00
20		11,60	9,20
21		11,60	9,40
22		11,60	9,70
23		11,60	10,00
24		11,60	10,00
25		11,60	10,20
26		11,60	10,20

Week	2018	2017	2016
27		11,60	10,40
28		11,30	10,60
29		11,00	10,60
30		11,00	10,60
31		11,00	10,40
32		11,00	10,40
33		11,00	10,40
34		10,80	10,40
35		10,80	10,40
36		10,80	10,60
37		10,80	10,60
38		10,50	10,80
39		10,30	10,80
40		10,00	10,60
41		10,00	10,40
42		10,00	10,20
43		9,80	10,00
44		9,60	10,00
45		9,60	10,00
46		9,60	10,00
47		9,60	10,20
48		9,60	10,40
49		9,60	10,60
50		9,60	10,60
51		9,20	10,30
52		9,00	10,00
Average (week)	8,89	10,49	9,69



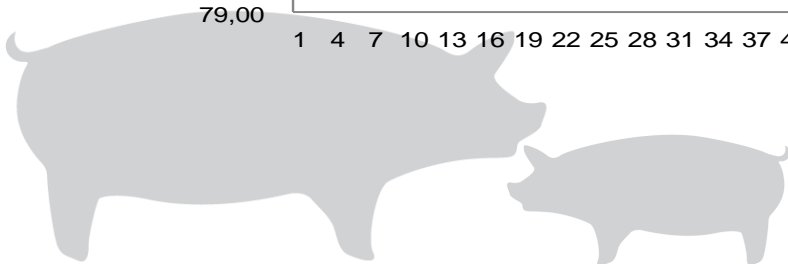
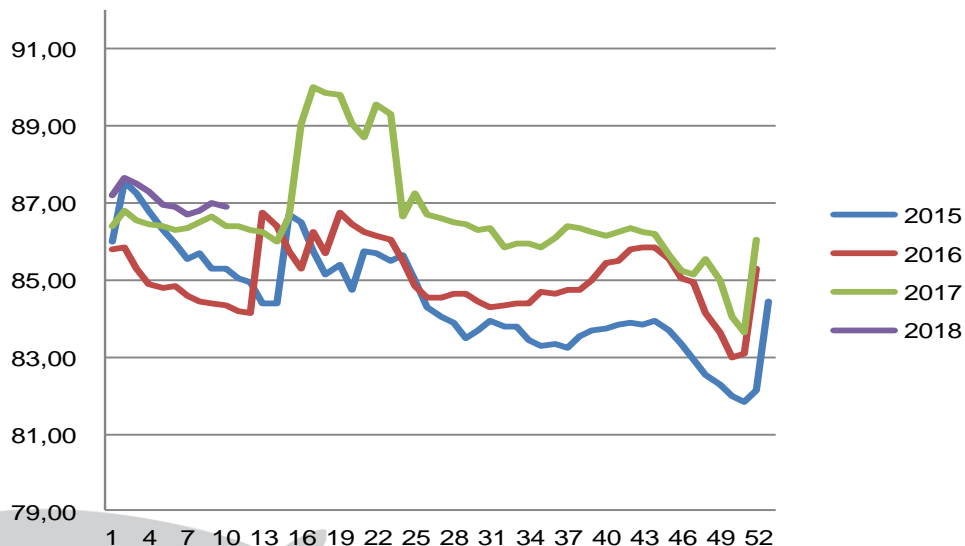
Best regards
Danish Crown



Average weight, Danish Crown (dressed) kg

Week	2018	2017	2016
1	87,18	86,39	85,81
2	87,67	86,78	85,84
3	87,52	86,55	85,32
4	87,32	86,44	84,90
5	86,95	86,39	84,80
6	86,9	86,29	84,83
7	86,71	86,36	84,61
8	86,81	86,51	84,46
9	86,99	86,65	84,41
10	86,9	86,39	84,34
11		86,40	84,19
12		86,32	84,13
13		86,26	86,75
14		86,01	86,38
15		86,63	85,77
16		89,07	85,28
17		90	86,26
18		89,88	85,69
19		89,8	86,76
20		89,05	86,44
21		88,69	86,27
22		89,55	86,16
23		89,3	86,03
24		86,66	85,49
25		87,23	84,85
26		86,68	84,54

Week	2018	2017	2016
27		86,58	84,53
28		86,51	84,65
29		86,45	84,63
30		86,29	84,43
31		86,36	84,27
32		85,85	84,36
33		85,94	84,41
34		85,93	84,37
35		85,86	84,69
36		86,11	84,62
37		86,39	84,74
38		86,34	84,75
39		86,26	85,00
40		86,16	85,47
41		86,25	85,49
42		86,37	85,81
43		86,23	85,85
44		86,20	85,83
45		85,67	85,54
46		85,24	85,05
47		85,14	84,92
48		85,54	84,12
49		85,00	83,64
50		84,05	83,00
51		83,66	83,07
52		86,05	85,30
53			
Average (week)	87,10	86,63	85,05



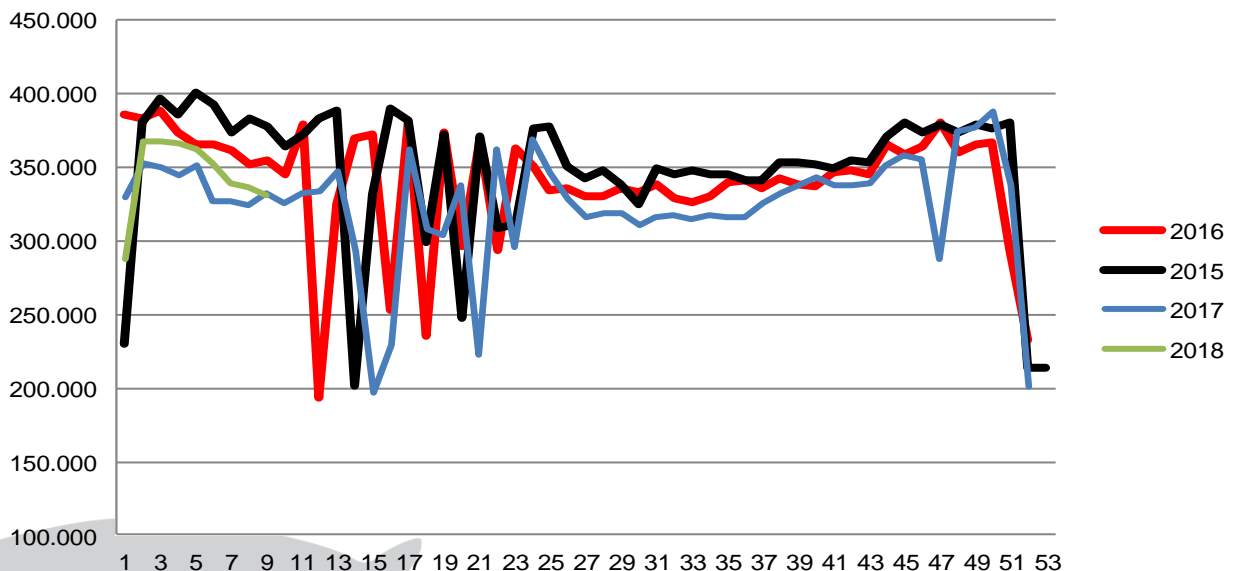
Best regards
Danish Crown



Total killings Denmark (98 % of all slaughtering's)

Week	2018	2017	2016
1	287.789	330.200	385.797
2	367.703	352.640	383.047
3	368.047	349.843	388.343
4	366.312	344.588	374.324
5	361.495	350.838	364.970
6	352.145	327.579	365.467
7	339.607	327.514	361.117
8	336.613	324.574	351.555
9	331.154	332.704	354.974
10		324.896	344.868
11		332.400	379.319
12		333.042	194.070
13		347.167	325.218
14		293.121	369.446
15		196.363	372.017
16		229.863	253.752
17		361.591	380.456
18		307.888	235.445
19		303.795	373.955
20		338.348	296.852
21		222.096	368.802
22		362.354	293.366
23		295.150	363.254
24		369.464	351.266
25		346.543	334.945
26		328.572	335.984

Week	2018	2017	2016
27		316.094	330.564
28		318.587	330.712
29		319.253	335.694
30		310.190	333.626
31		315.798	338.528
32		317.417	328.402
33		315.163	325.905
34		317.991	330.131
35		315.491	340.115
36		316.023	340.573
37		325.665	335.916
38		332.238	342.188
39		338.042	338.515
40		343.169	337.048
41		338.280	346.281
42		338.248	347.449
43		339.635	345.552
44		351.609	365.479
45		357.562	358.377
46		355.765	364.027
47		288.044	380.387
48		374.236	360.391
49		376.643	365.537
50		387.398	367.202
51		338.331	293.806
52		200.738	232.600
53			
Average (week)	345.652	324.630	340.723
Total (year)	3.110.865	16.880.743	17.717.614



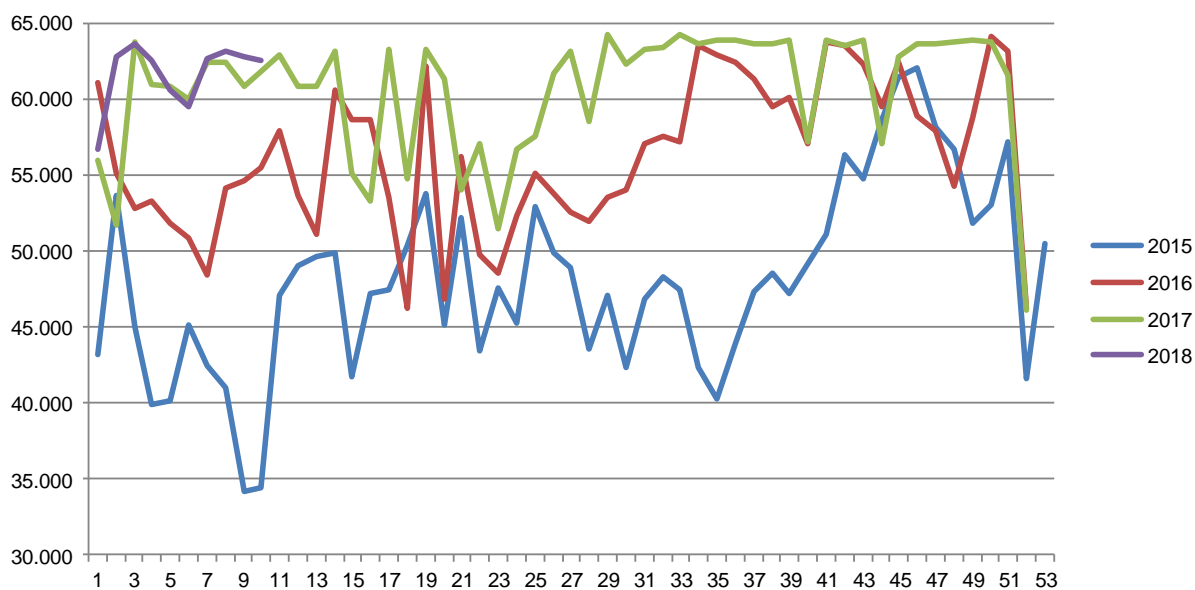
Best regards
Danish Crown



Weekly slaughtering's Danish Crown Essen

Week	2018	2017	2016
1	56.737	55.941	61.008
2	62.716	51.750	55.082
3	63.596	63.697	52.807
4	62.579	60.900	53.237
5	60.584	60.849	51.815
6	59.507	60.034	50.912
7	62.597	62.439	48.411
8	63.178	62.356	54.099
9	62.731	60.854	54.564
10	62.555	61.852	55.520
11		62.925	57.931
12		60.855	53.690
13		60.885	51.129
14		63.124	60.589
15		55.147	58.608
16		53.305	58.646
17		63.211	53.508
18		54.697	46.260
19		63.208	62.129
20		61.278	46.814
21		53.958	56.222
22		57.051	49.798
23		51.432	48.579
24		56.730	52.277
25		57.586	55.088
26		61.698	53.747

Week	2018	2017	2016
27		63.096	52.567
28		58.468	51.977
29		64.235	53.498
30		62.340	54.009
31		63.228	57.008
32		63.406	57.569
33		64.249	57.230
34		63.679	63.500
35		63.894	62.909
36		63.887	62.374
37		63.630	61.328
38		63.653	59.540
39		63.847	60.082
40		57.194	57.049
41		63.846	63.693
42		63.544	63.445
43		63.895	62.265
44		57.086	59.466
45		62.761	62.394
46		63.598	58.916
47		63.642	57.902
48		63.704	54.257
49		63.813	58.725
50		63.709	64.147
51		61.524	63.091
52		46.076	46.280
53			
Average (week)	61.678	60.649	56.302
Total (year)	616.780	3.153.766	2.927.691
Change (week)	1,70%	7,72%	17,23%



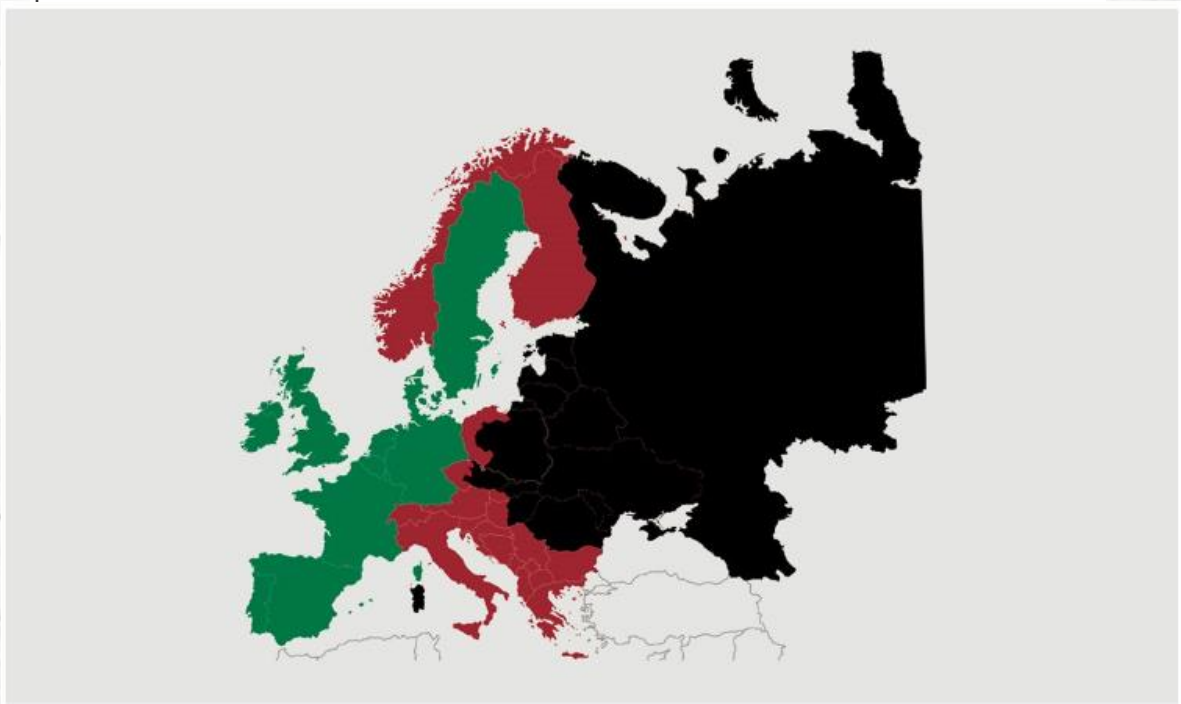
Best regards
Danish Crown



African swine fever

The EU Commission's reporting system for African swine fever for EU countries and Ukraine has been updated until 4th of March.

Country	Period		Year to date	
	February 25th – March 4th		January 1st – March 4th	
	Pigs	Wild boars	Pigs	Wild boars
Estonia		6		117
Latvia		7		219
Lithuania		33		447
Poland		68	4	639
Italy			2	24
Ukraine		1	16	24
Czech republic				17
Romania			2	



Black area: High risk and high readiness

Red area: High risk

Green area: Risk




Best regards
Danish Crown



Top 10 importers of Danish pork meat

The top 10 is ranked based on the value of the Danish Export of pork meat in Jan.-Nov. 2017. All pork meat (incl. live pigs) is included in the figures below

Country	Jan.-Dec. 2017		Jan.-Dec. 2016	
	Value in billion DKK	Tonnage	Value in billion DKK	Tonnage
Germany	7.814	555.976	6.787	561.495
Poland	4.871	301.736	3672	274.396
Japan	3695	119.179	3921	127.488
UK	3431	204.722	3469	213.498
China/Hong Kong	3042	252.633	4099	326.821
Italy	1812	118.685	1689	119.218
US	1031	34.625	967	31.730
Australia	993	44.535	1111	56.827
Sweden	752	35.299	770	38.164
France	466	19.925	409	18.077
Top 10 total	27.908	1.687.314	26.893	1.767.714
Other countries	4.146	224.341	3480	194.945
Total	32.054	1.911.655	30.373	1.962.659



Best regards
Danish Crown



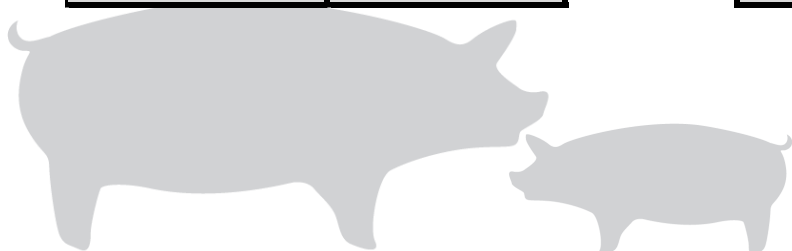
Denmark's export of pork meat Jan. – Dec. 2017

Jan. - Dec. 2017

	Total
Germany	555.976
Poland	301.736
UK	204.722
Italy	118.685
Sweden	35.299
Netherlands	31.541
France	19.925
Spain	15.046
Other EU countries	90.925
EU total	1.373.854
China	244.078
Japan	119.179
Australia	44.535
US	34.625
Taiwan	17.583
South Korea	16.532
Hong Kong	8.555
Philippines	6.956
Ukraine	5.028
Other 3. countries	40.722
3. countries total	5.378.000
Export total	1.911.655

Jan. - Dec. 2016

	Total
Germany	561.495
Poland	274.396
UK	213.498
Italy	119.218
Sweden	38.164
Netherlands	31.948
France	18.077
Spain	14.475
Other EU countries	70.747
EU total	1.342.019
China	312.279
Japan	127.488
Australia	56.827
US	31.730
South Korea	20.221
Hong Kong	14.542
Taiwan	8.753
Philippines	5.549
Singapore	3.890
Other 3. countries	39.362
3. countries total	620.640
Eksport total	1.962.659



Best regards
Danish Crown



A strike conflict by public service workers can affect the Danish meat sector



A discussion about a strike conflict by public service is currently a big topic in Denmark. If it comes so far, the strike may affect Danish Crown.

Producers exporting piglets can be affected if export-control are not carried out. Slaughter pigs can't be transported to abattoirs because surveillance techniques are on strike. This also affect the daily work because abattoirs will not be able to slaughter the amount they are used to.

It's still unclear how much the conflict is going to affect us. There has been a warning that the strike action will begin from April 4th.

However, there is a possibility that the strike action will be postponed. We closely follow the conflict and will keep our employees updated as soon as possible.

There will be an update at least once a week, if there is a possibility of a conflict.

