

Live hog prices dressed weight

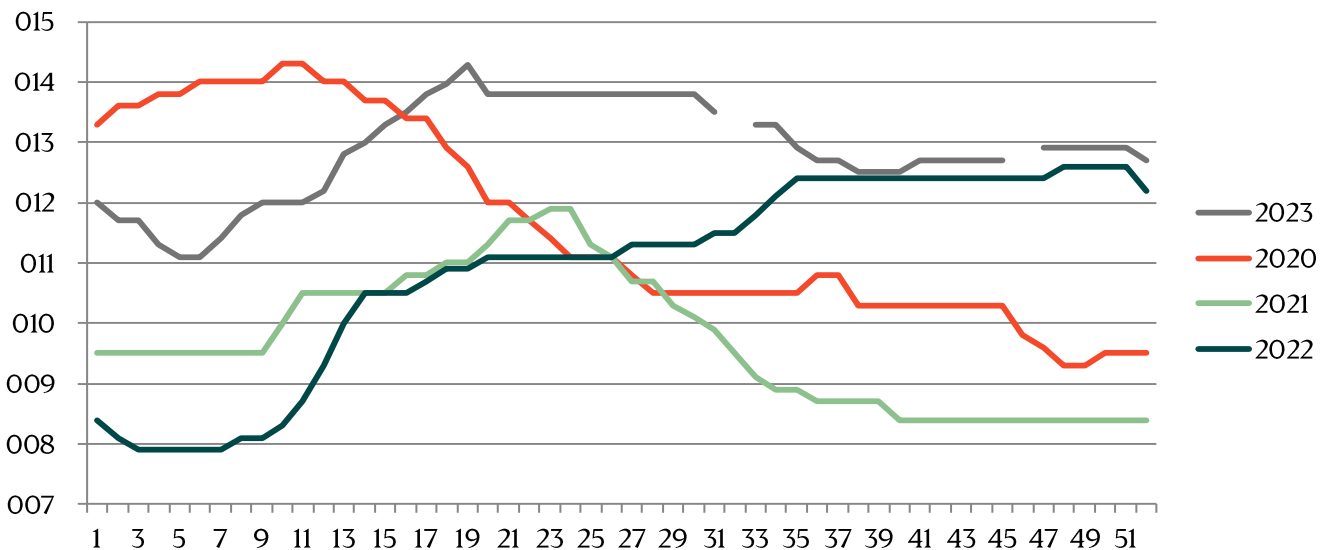
Weight interval	DKK / Kg	
	20.01.2025 -26.01.2025 (Week 4)	13.01.2025 -19.01.2025 (Week3)
50,0-59,9	5,40-8,15	5,40-8,15
60,0-62,9	8,40-8,80	8,40-8,80
63,0-65,9	8,95-9,25	8,95-9,25
66,0-68,9	9,90	9,90
69,0-95,9	10,40	10,40
96,0-95,9	10,15	10,15
97,0-97,9	9,70	9,70
98,0-98,9	9,25	9,25
99,0-99,9	8,60	8,60
100,0-100,9	8,50	8,50
101,0-106,9	8,40	8,40
107,0-109,9	7,90	7,90
110,0-	6,70	6,70
Statistics	Week 2, 2024	Week 2, 2025
Killings - Danish Crown	189.329	227.527
Hereof sows	4.823	5.625
Average weight (dressed) kg.	94,70	94,60
Weight interval 50,0 - 69,9 Kg	5,07%	1,22%
Weight interval 70,0 - 94,9 Kg	92,32%	96,30%
Weight interval 95,0 - 109,9 Kg	2,61%	2,48%
Average meat contents	59,04	59,20

Best regards,

Danish Crown

Weekly pig price – Danish Crown

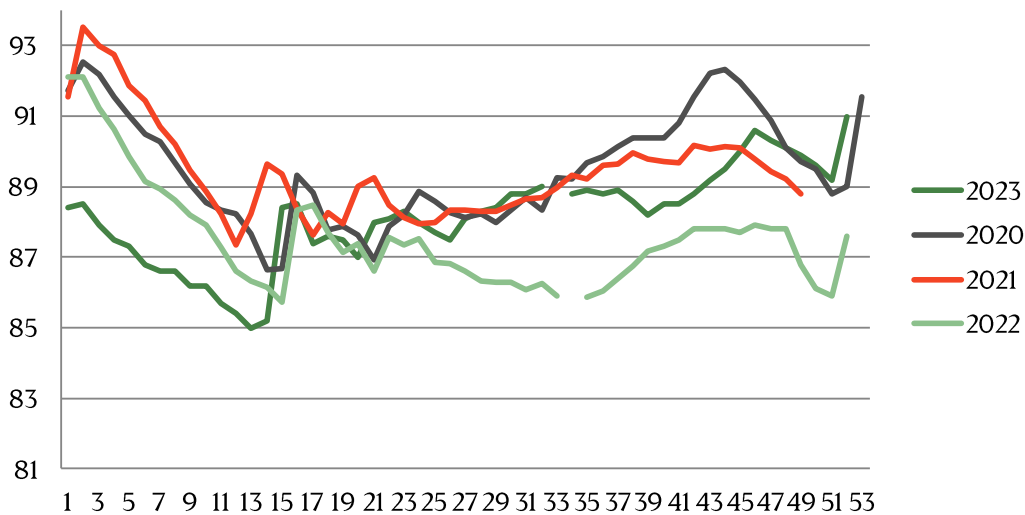
Week	2025	2024	Week	
1	10,4	12,7		
2	10,4	12,05	28	11,8
3	10,4	12,2	29	11,8
4	10,4	11,8	30	11,4
5		11,8	31	11,4
6		11,8	32	11,4
7		11,8	33	11
8		12,1	34	11
9		12,1	35	10,6
10		12,3	36	10,6
11		12,3	37	10,6
12		12,3	38	10,6
13		12,3	39	10,6
14		12,3	40	11
15		12,3	41	11
16		12,3	42	11
17		12,3	43	11
18		12	44	11
19		12	45	11
20		12	46	10,8
21		12	47	10,8
22		12	48	10,8
23		12	49	10,8
24		11,8	50	10,8
25		11,8	51	10,6
26		11,8	52	10,4
			Average (week)	



Best regards,
Danish Crown

Average weight, Danish Crown (dressed) kg

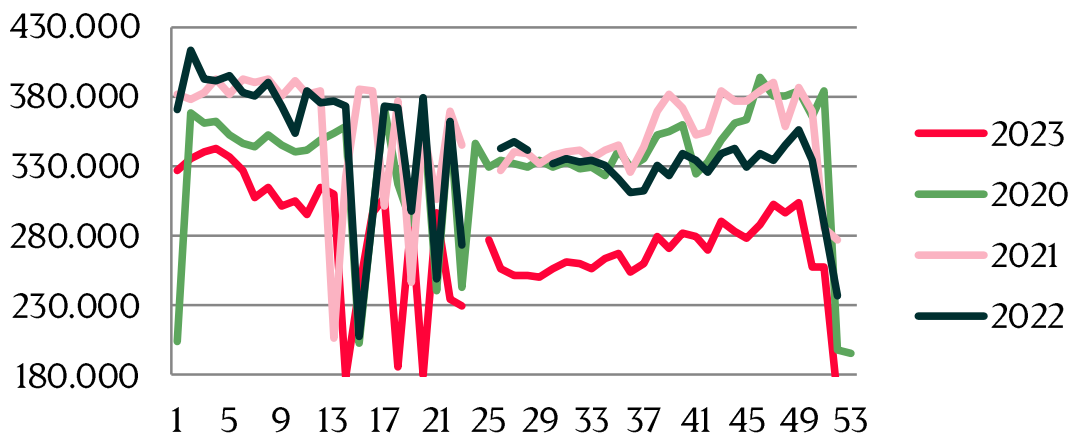
Week	2025	2024			
1	93,3	93,7			89,1
2	94,7	94,6			88,5
3		94,6			88,1
4		94,2			87,9
5		93,8			87,7
6		93,4			87,3
7		93,3			87,4
8		93,1			88
9		92,6			88,5
10		93,79			88,8
11		93,63			89,2
12		93,08			89,5
13		93,84			
14		94,44			89,7
15		93,95			89,3
16		93,42			90,1
17		93,98			90,1
18		94,48			90,3
19		90,4			90,3
20		91,3			90,3
21		91,5			89,8
22		90,9			89,3
23		90,5			88,5
24		90,6			87,7
25		90			87
26		89,8			89,5
			53		
			Average (week)		



Best regards,
Danish Crown

Total killings Denmark (98 % of all slaughtering)

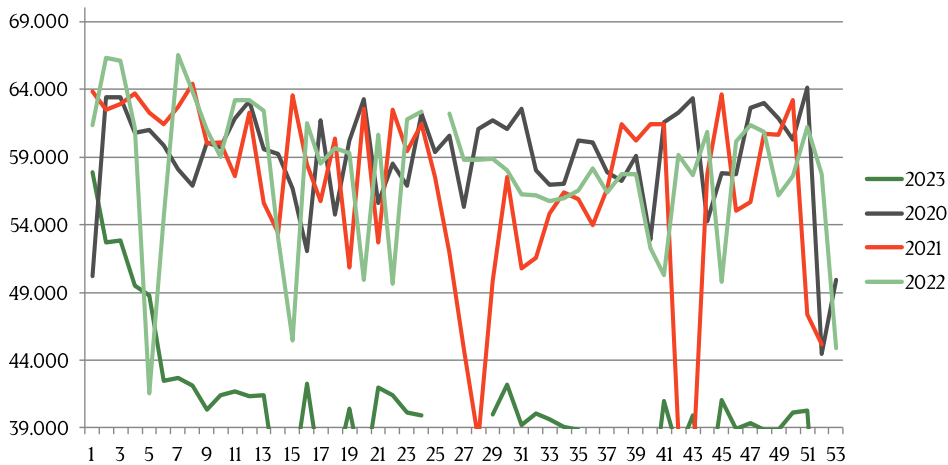
Week	2024	2023	Week	2023	2023
1	190.726	327.208	27	265.199	251.353
2	288.225	334.785	28	259.342	251.801
3	282.375	339.861	29	246.278	250.353
4	294.376	342.823	30	249.712	256.281
5	283.701	335.876	31	261.291	261.268
6	292.423	326.686	32	262.088	259.387
7		306.676	33	247.247	256.385
8	299.543	315.066	34	243.378	262.859
9	306.040	301.192	35	242.793	267.714
10	302.617	304.322	36	224.204	254.002
11	299.458	295.416	37	248.753	259.382
12	307.993	315.105	38		278.798
13	308.313	309.608	39	264.046	270.901
14	254.331	178.632	40		281.681
15	305.662	242.033	41	258.946	279.026
16	304.627	296.528	42	291.284	269.820
17	304.357	307.310	43	290.073	290.769
18	242.539	185.636	44	270.566	282.407
19	194.060	291.673	45	302.726	278.410
20	305.985	179.053	46	296.872	287.258
21	244.605	295.803	47	314.230	302.123
22	288.373	233.718	48	277.888	296.753
23	227.691	229.817	49	324.504	303.152
24			50	308.384	257.178
25		276.329	51		257.178
26	259.800	256.539	52	68.994	163.702
			53		
			Average (week)		
			Total (year)		



Best regards,
Danish Crown

Weekly slaughtering's Danish Crown Essen

Week	2025	2024	Week		
1	43.658	33.508	27		57.656
2	61.514	39.696	28		54.305
3		39.963	29		54.413
4		40.949	30		53.827
5		40.523	31		55.107
6		51.122	32		51.698
7		51.181	33		56.257
8		51.721	34		56.773
9		51.663	35		57.174
10		50.959	36		57.174
11		52.025	37		55.645
12		52.015	38		55.782
13		44.149	39		
14		43.431	40		49.061
15		53.283	41		57.674
16		54.081	42		60.918
17		56.088	43		60.261
18		47.023	44		50.052
19		47.125	45		60.734
20		58.496	46		62.336
21		44.650	47		61.883
22		56.827	48		61.592
23		56.158	49		61.556
24		56.648	50		60.375
25		54.839	51		62004
26		54.503	52		62004
			53		
			Average (week)		
			Total (year)		
			Change (week)		

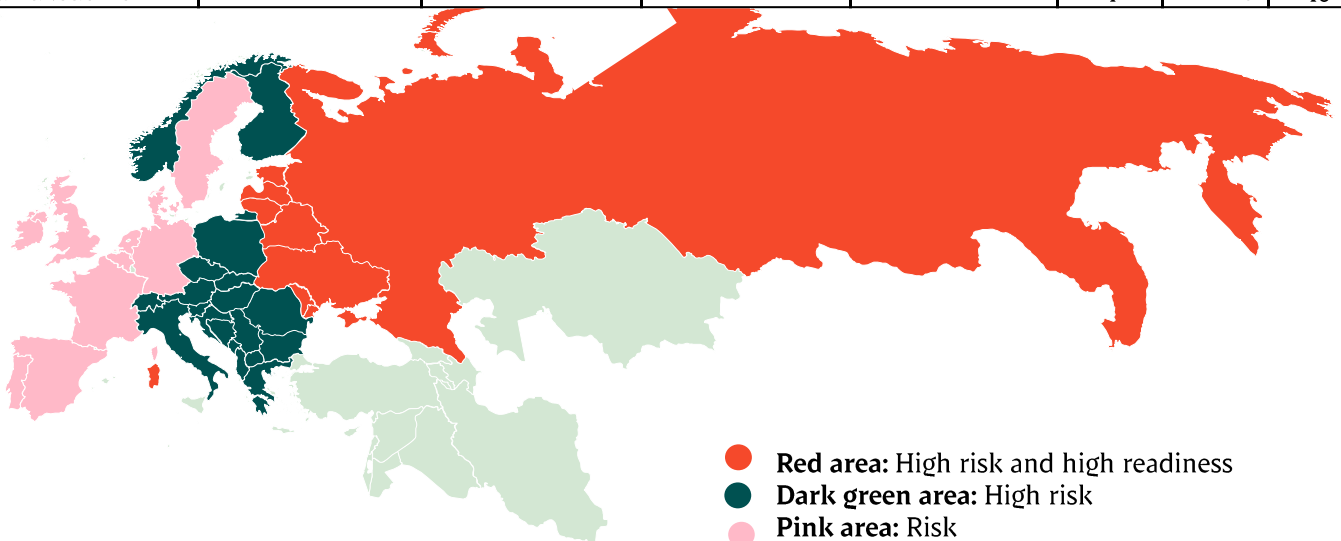


Best regards,
Danish Crown

African swine fever

The EU Commission's reporting system for African swine fever for EU countries and Ukraine has been updated until 24th of July.

Country	Period Jan. 1st - Jan. 8th 2025		Year to date Jan.1st - Jan.8th 2025		2024		2023
	Pigs	Wild boars	Pigs	Wild boars	Pigs	Wild boars	Pigs
Estonia		3		3		36	2
Latvia		35		35	7	961	8
Lithuania		11		11	8	561	3
Poland		16		16	44	2.311	30
Italy (Sardinia)		11		11	31	1.205	17
Ukraine	2		2		70	15	38
Czech Republic						27	
Romania	4		4		220	186	737
Hungary						474	
Bulgaria					1	717	3
Slovakia		12		12	1	165	
Serbia					310	101	992
Moldova					13	6	18
Montenegro						1	
Bosnia-Hercegovina					33	38	1.511
Croatia					6	39	1.124
Nordmakedonien					4	51	16



Best regards,
Danish Crown

African swine fever outbreaks in China



Cities/Regions		
Shenyang	Harbin	Great Khinogan Mountains
Zhengzhou	Yunnan	Yulin
Lianyungang	Jinshan	Guigang
Wenzhou	Jiangxi	Chongqing
Xuancheng	Shaanxi	Bome
Wuxi	Heilongjiang	Bayi
Chuzhou	Tongzhou	Gongbo'gyamda
Jiamusi	Linfen	Urumqi
Tongling	Daitongzhuangcun	Hubei
Xilin Gol	Qianshanzhen	Shizhu
Wuhu City	Huxian	Chengmai
Jilin	Dongjiang Avenue	
Songyuan	Yongning	
Gongzhuling	Siyang	
Horgin	Jiangsu	
Hohhot	Suihua	
Yingkou	Guizhou	
Zhaotong	Sanming	
Luotian	Zhuhai	
Baojing	Jinan	
Qingyang	Jinzhou	
Wuxue	Panjin	
Sichuan	Xushui	

Best regards,

Danish Crown

Top 10 importers of Danish pork meat

The top 10 is ranked based on the value of the Danish Export of pork meat in January – October 2021. All pork meat (incl. live pigs) is included in the figures below

Country	January - Nov. 2023		January - Nov. 2022	
	Value in million DKK	Tonnage	Value in million DKK	Tonnage
Chian/Hong Kong	3.197	194.355	5.678	333.234
Germany	7.991	357.640	5.548	376.264
Poland	6.861	326.247	4.000	316.819
Japan	1.991	67.466	2.905	98.550
UK	3.528	139.384	2.807	140.564
Italy	2.429	108.790	1.981	125.802
USA	954	29.565	1.321	41.049
Australia	874	32.244	1059	47.872
Sweden	712	24.871	641	25.291
Philippines	650	21.455	447	18.733
Top 10 total	29.187	1.302.017	26.387	1.524.178
Other countries	6.191	247.911	5.303	262.223
Total	35.378	1.549.928	31.690	1.786.401

Best regards,

Danish Crown