

Live hog prices dressed weight

Weight interval	DKK / Kg	
	02.12.2024 -08.12.2024 (Week 49)	25.11.2024 -01.12.2024 (Week 48)
50,0-59,9	5,80-8,55	5,80-8,05
60,0-62,9	8,80-9,20	8,30-8,80
63,0-65,9	9,35-9,65	9,05-9,35
66,0-68,9	10,30	9,50-10,30
69,0-95,9	10,80	10,30-10,80
96,0-96,9	10,55	10,80
97,0-97,9	10,10	10,80
98,0-98,9	9,65	10,10
99,0-99,9	9,00	10,55
100,0-100,9	9,00	10,10
101,0-106,9	8,80	9,00-8,80
107,0-109,9	8,30	8,30
110-	7,10	7,10
Statistics	Week 47, 2024	Week 47, 2023
Killings - Danish Crown	211.953	221.966
Hereof sows	4.449	4.417
Average weight (dressed) kg.	89,80	90,30
Weight interval 50,0 - 69,9 Kg	1,20%	1,67%
Weight interval 70,0 - 94,9 Kg	92,16%	93,73%
Weight interval 95,0 - 109,9 Kg	6,64%	4,60%
Average meat contents	59,57	59,51

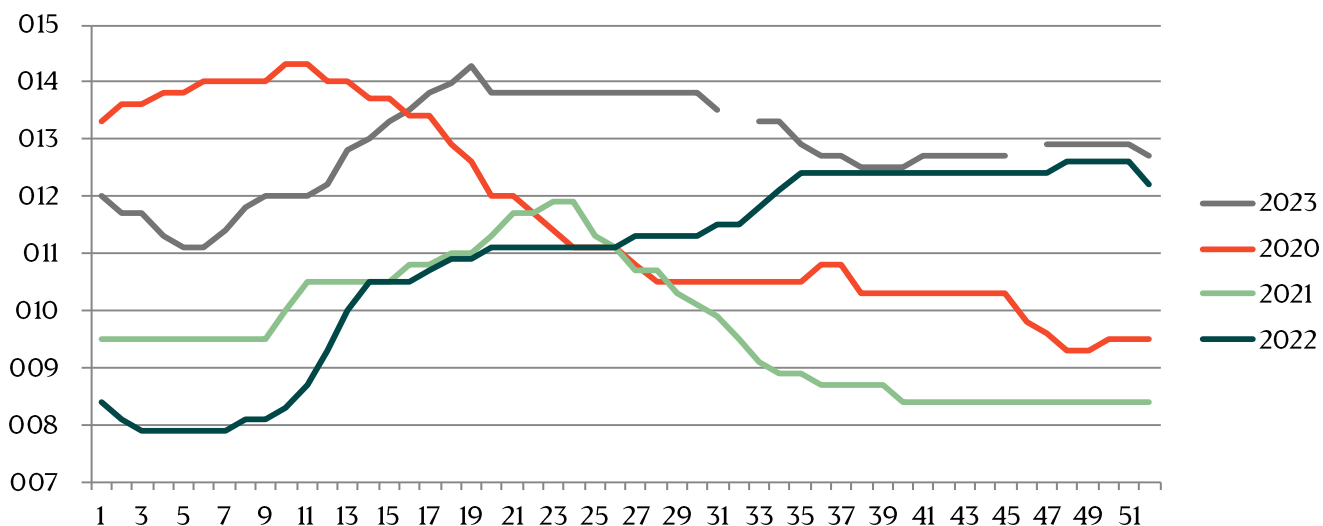
Best regards,

Danish Crown

Weekly pig price – Danish Crown

Week	2024	2023
1	12,7	12
2	12,05	11,7
3	12,2	11,7
4	11,8	11,3
5	11,8	11,1
6	11,8	11,1
7	11,8	11,4
8	12,1	11,8
9	12,1	12
10	12,3	12
11	12,3	12
12	12,3	12,2
13	12,3	12,8
14	12,3	13
15	12,3	13,3
16	12,3	13,5
17	12,3	13,8
18	12	13,97
19	12	14,29
20	12	13,8
21	12	13,8
22	12	13,8
23	12	13,8
24	11,8	13,8
25	11,8	13,8
26	11,8	13,8

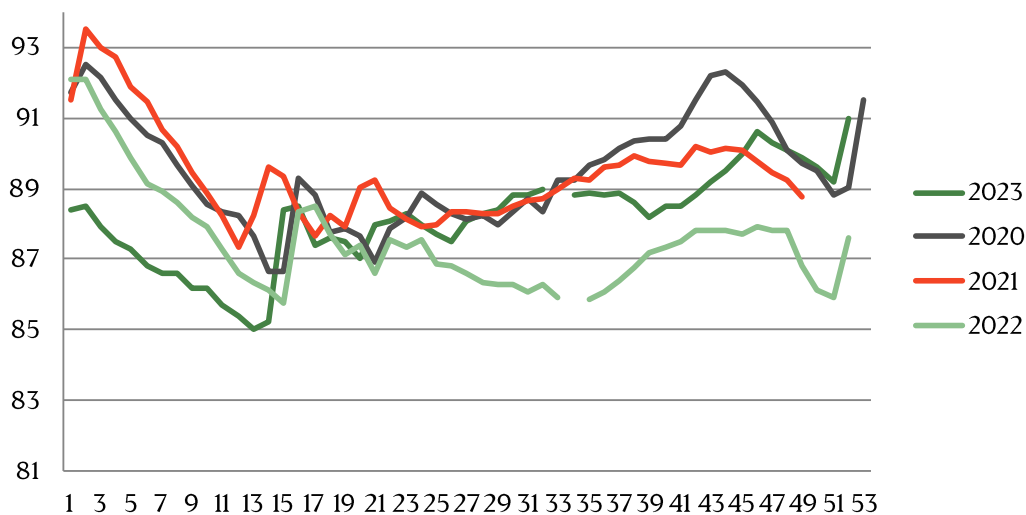
Week		
		13,8
28	11,8	13,8
29	11,8	13,8
30	11,4	13,8
31	11,4	13,5
32	11,4	
33	11	13,3
34	11	13,3
35	10,6	12,9
36	10,6	12,7
37	10,6	12,7
38	10,6	12,5
39	10,6	12,5
40	11	12,5
41	11	13
42	11	12,7
43	11	12,7
44	11	12,7
45	11	12,7
46	10,8	
47	10,8	12,9
48	10,8	12,9
49	10,8	12,9
50		12,9
51		12,9
52		12,7
Average (week)		



Best regards,
Danish Crown

Average weight, Danish Crown (dressed) kg

Week	2024	2023	Week	2023	2023
1	93,7	88,4	27	89,1	88,1
2	94,6	88,5	28	88,5	88,3
3	94,6	87,9	29	88,1	88,4
4	94,2	87,5	30	87,9	88,8
5	93,8	87,3	31	87,7	88,8
6	93,4	86,8	32	87,3	89
7	93,3	86,6	33	87,4	
8	93,1	86,6	34	88	88,8
9	92,6	86,2	35	88,5	88,9
10	93,79	86,2	36	88,8	88,8
11	93,63	85,7	37	89,2	88,9
12	93,08	85,4	38	89,5	88,6
13	93,84	85	39		88,2
14	94,44	85,2	40	89,7	88,5
15	93,95	88,4	41	89,3	88,5
16	93,42	88,5	42	90,1	88,8
17	93,98	87,4	43	90,1	89,2
18	94,48	87,6	44	90,3	89,5
19	90,4	87,5	45	90,3	90
20	91,3	87	46	90,3	90,6
21	91,5	88	47	89,8	90,3
22	90,9	88,1	48		90,1
23	90,5	88,3	49		89,9
24	90,6	88	50		89,6
25	90	87,7	51		89,2
26	89,8	87,5	52		91
			53		
			Average (week)		



Best regards,
Danish Crown

Total killings Denmark (98 % of all slaughtering)

Week	2024	2023	Week	2023
1	190.726	327.208	27	265.199
2	288.225	334.785	28	259.342
3	282.375	339.861	29	246.278
4	294.376	342.823	30	249.712
5	283.701	335.876	31	261.291
6	292.423	326.686	32	262.088
7		306.676	33	247.247
8	299.543	315.066	34	243.378
9	306.040	301192	35	242.793
10	302.617	304.322	36	224.204
11	299.458	295.416	37	248.753
12	307.993	315.105	38	
13	308.313	309.608	39	264.046
14	254.331	178.632	40	
15	305.662	242.033	41	258.946
16	304.627	296.528	42	291.284
17	304.357	307.310	43	290.073
18	242539	185.636	44	270.566
19	194.060	291.673	45	302.726
20	305.985	179.053	46	296.872
21	244.605	295.803	47	
22	288.373	233.718	48	
23	227.691	229.817	49	
24			50	
25		276.329	51	
26	259.800	256.539	52	
			53	
			Average (week)	
			Total (year)	

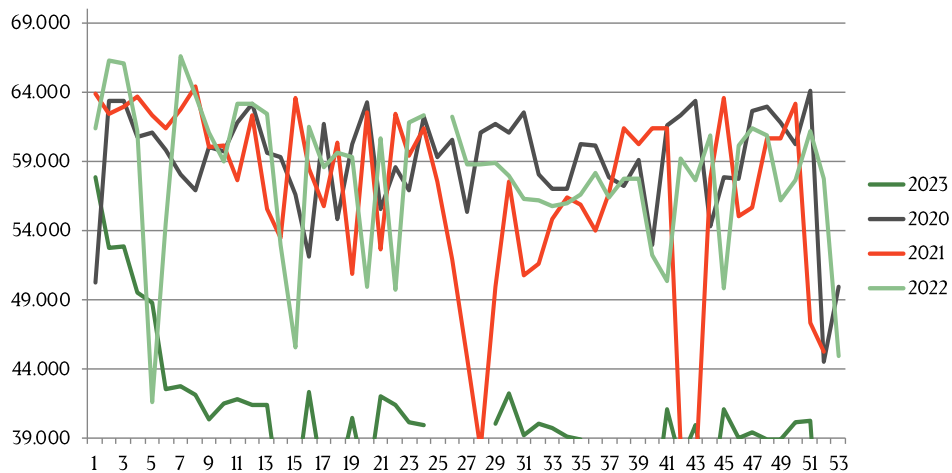


Best regards,
Danish Crown

Weekly slaughtering's Danish Crown Essen

Week	2024	2023
1	33.508	57.867
2	39.696	52709
3	39.963	52844
4	40.949	49.518
5	40.523	48762
6	51.122	42.464
7	51.181	42.706
8	51.721	42106
9	51.663	40341
10	50.959	41433
11	52.025	41.726
12	52.015	41.316
13	44.149	41381
14	43.431	34205
15	53.283	35043
16	54.081	42248
17	56.088	35631
18	47.023	35.664
19	47.125	40.401
20	58.496	35.179
21	44.650	41.975
22	56.827	41.390
23	56.158	40.132
24	56.648	39.901
25	54.839	
26	54.503	

Week		
27	57.656	
28	54.305	
29	54.413	39997
30	53.827	42.192
31	55.107	39.192
32	51.698	40.034
33	56.257	39.660
34	56.773	39.096
35	57.174	38.859
36	57.174	35.620
37	55.645	37.145
38	55.782	37.378
39		38.164
40	49.061	32.749
41	57.674	41.020
42	60.918	37.240
43	60.261	39.895
44	50.052	33.918
45	60.734	41.021
46	62.336	38.912
47	61.883	39.347
48		38.856
49		38.879
50		40.133
51		40.248
52		26.124
53		
Average (week)		
Total (year)		
Change (week)		

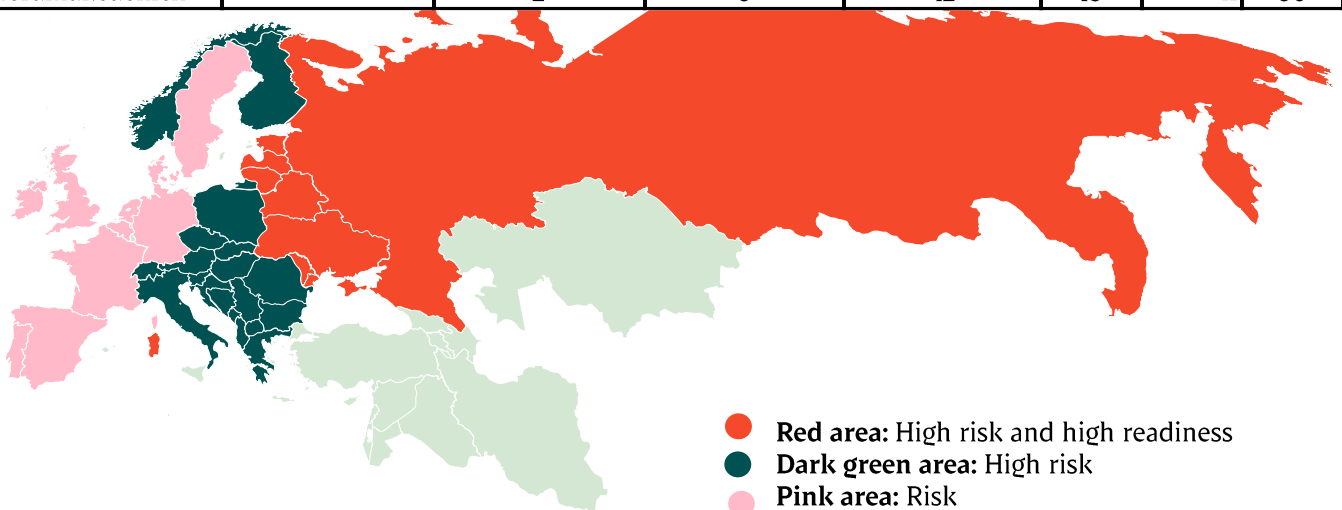


Best regards,
Danish Crown

African swine fever

The EU Commission's reporting system for African swine fever for EU countries and Ukraine has been updated until 24th of July.

Country	Period		Year to date		2023		2022	
	Nov. 7th - Nov. 13th 2024		Jan.1st - Nov. 13th 2024	Wild boars	Piġs	Wild boars	Piġs	W bo
Estonia				21	2	53		
Latvia		33	7	768	8	730	6	9
Lithuania		6	8	483	3	439	16	3
Poland		64	44	1.736	30	2.744	14	2
Italy (Sardinia)		3	31	1.162	17	1.047	4	2
Ukraine	1		67	12	37	9	7	
Czech Republic				27		56		
Romania	4	2	189	133	740	292	329	4
Hungary		22		347		407		5
Bulgaria		70	1	390	3	322	2	3
Slovakia		1	1	130		546	5	5
Serbia	8	2	290	90	991	213	107	1
Moldova			11	6	19			
Montenegro				1		6	14	
Bosnia-Hercegovina			33	36	1.508	22		
Croatia		1	6	39	1.124	11		
Nordmakedonien		2	3	42	15	41	30	



Best regards,
Danish Crown

African swine fever outbreaks in China



Cities/Regions		
Shenyang	Harbin	Great Khinogan Mountains
Zhengzhou	Yunnan	Yulin
Lianyungang	Jinshan	Guigang
Wenzhou	Jiangxi	Chongqing
Xuancheng	Shaanxi	Bome
Wuxi	Heilongjiang	Bayi
Chuzhou	Tongzhou	Gongbo'gyamda
Jiamusi	Linfen	Urumqi
Tongling	Daitongzhuangcun	Hubei
Xilin Gol	Qianshanzhen	Shizhu
Wuhu City	Huxian	Chengmai
Jilin	Dongjiang Avenue	
Songyuan	Yongning	
Gongzhuling	Siyang	
Horgin	Jiangsu	
Hohhot	Suihua	
Yingkou	Guizhou	
Zhaotong	Sanming	
Luotian	Zhuhai	
Baojing	Jinan	
Qingyang	Jinzhou	
Wuxue	Panjin	
Sichuan	Xushui	

Best regards,
Danish Crown

Top 10 importers of Danish pork meat

The top 10 is ranked based on the value of the Danish Export of pork meat in January – October 2021. All pork meat (incl. live pigs) is included in the figures below

Country	January - Nov. 2023		January - Nov. 2022	
	Value in million DKK	Tonnage	Value in million DKK	Tonnage
Chian/Hong Kong	3.197	194.355	5.678	333.234
Germany	7.991	357.640	5.548	376.264
Poland	6.861	326.247	4.000	316.819
Japan	1.991	67.466	2.905	98.550
UK	3.528	139.384	2.807	140.564
Italy	2.429	108.790	1.981	125.802
USA	954	29.565	1.321	41.049
Australia	874	32.244	1059	47.872
Sweden	712	24.871	641	25.291
Philippines	650	21.455	447	18.733
Top 10 total	29.187	1.302.017	26.387	1.524.178
Other countries	6.191	247.911	5.303	262.223
Total	35.378	1.549.928	31.690	1.786.401