

Live hog prices dressed weight

Weight interval	DKK / Kg	
	25.01.2016 – 31.01.2016	18.01.2016 – 24.01.2016
	(Week 04)	(Week 03)
50,0 - 59,9 Kg	4,70 - 5,70	4,70 - 5,70
60,0 - 69,9 Kg	6,70 - 8,55	6,70 - 8,55
70,0 - 94,9 Kg	8,70	8,70
95,0 - 95,9 Kg	8,50	8,50
96,0 - 96,9 Kg	8,10	8,10
97,0 - 97,9 Kg	7,80	7,80
98,0 - 99,9 Kg	7,50	7,50
100,0 - 109,9 Kg	6,20	6,20

Statistics	DKK / Kg	
	Week 02, 2015	Week 02, 2014
Killings - Danish Crown	304.599	304.321
Hereof sows	5.640	6.612
Average weight	85,84	87,57
Weight interval 50,0 -	3,86%	3,66%
Weight interval 70,0 -	92,31%	93,54%
Weight interval 92,0 -	3,83%	2,80%
Average meat contents	60,20	59,84
Average price before production levy:		
Per kg / dressed (DKK)	8,71	8,94
Per hog / dressed (DKK)	765	783



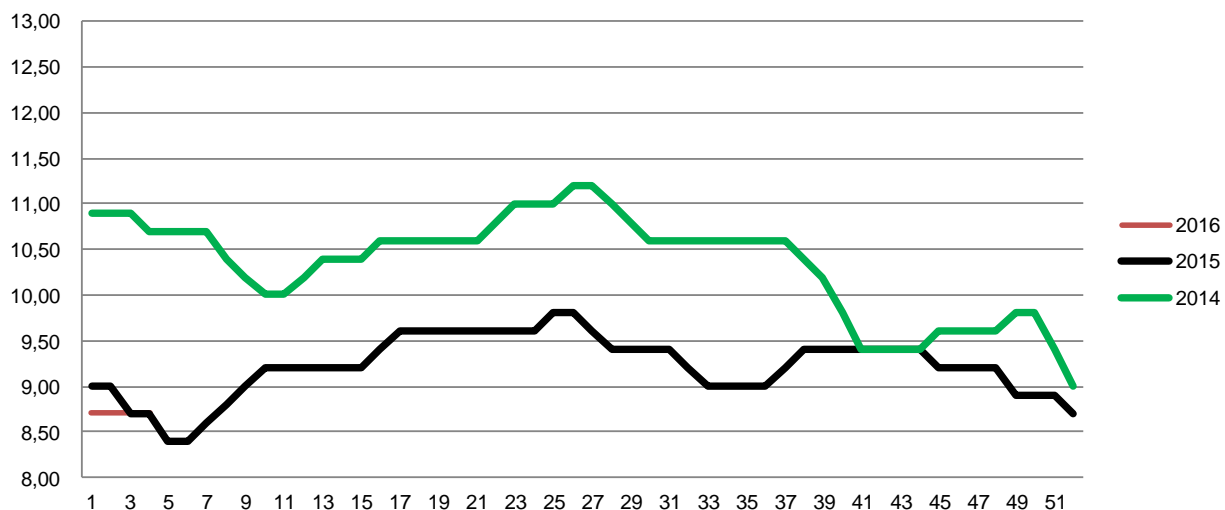
Best regards
Danish Crown



Weekly pig price - DC

Week	2016	2015	2014
1	8,70	9,00	10,90
2	8,70	9,00	10,90
3	8,70	8,70	10,90
4	8,70	8,70	10,70
5		8,40	10,70
6		8,40	10,70
7		8,60	10,70
8		8,80	10,40
9		9,00	10,20
10		9,20	10,00
11		9,20	10,00
12		9,20	10,20
13		9,20	10,40
14		9,20	10,40
15		9,20	10,40
16		9,40	10,60
17		9,60	10,60
18		9,60	10,60
19		9,60	10,60
20		9,60	10,60
21		9,60	10,60
22		9,60	10,80
23		9,60	11,00
24		9,60	11,00
25		9,80	11,00
26		9,80	11,20

Week	2016	2015	2014
27		9,60	11,20
28		9,40	11,00
29		9,40	10,80
30		9,40	10,60
31		9,40	10,60
32		9,20	10,60
33		9,00	10,60
34		9,00	10,60
35		9,00	10,60
36		9,00	10,60
37		9,20	10,60
38		9,40	10,40
39		9,40	10,20
40		9,40	9,80
41		9,40	9,40
42		9,40	9,40
43		9,40	9,40
44		9,40	9,40
45		9,20	9,60
46		9,20	9,60
47		9,20	9,60
48		9,20	9,60
49		8,90	9,80
50		8,90	9,80
51		8,90	9,40
52		8,70	9,00
Average (week)	8,70	9,22	10,35



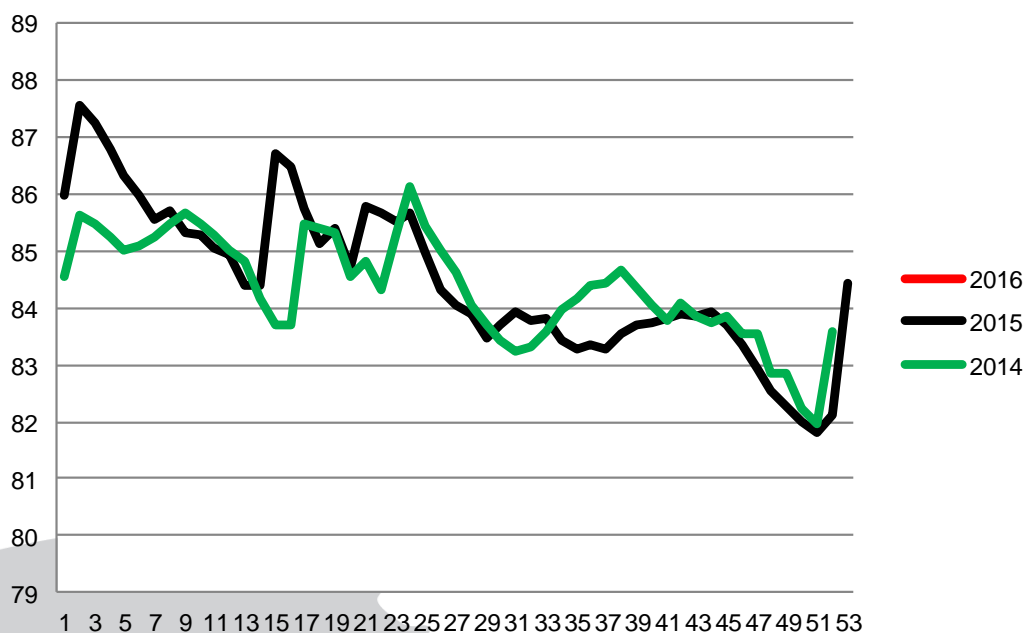
Best regards
Danish Crown



Average weight DC (dressed) kg

Week	2016	2015	2014
1	85,81	85,98	84,55
2		87,57	85,63
3		87,26	85,49
4		86,79	85,26
5		86,31	85,03
6		85,96	85,08
7		85,55	85,25
8		85,69	85,46
9		85,32	85,68
10		85,29	85,48
11		85,05	85,27
12		84,94	85,02
13		84,41	84,80
14		84,41	84,18
15		86,72	83,71
16		86,49	83,70
17		85,73	85,47
18		85,13	85,38
19		85,39	85,31
20		84,72	84,56
21		85,77	84,80
22		85,68	84,31
23		85,51	85,33
24		85,66	86,12
25		84,98	85,45
26		84,30	85,00

Week	2016	2015	2014
27		84,04	84,64
28		83,89	84,03
29		83,47	83,69
30		83,71	83,43
31		83,94	83,22
32		83,77	83,33
33		83,80	83,57
34		83,44	83,97
35		83,29	84,18
36		83,34	84,41
37		83,26	84,45
38		83,53	84,65
39		83,69	84,37
40		83,74	84,03
41		83,82	83,78
42		83,89	84,10
43		83,84	83,85
44		83,92	83,74
45		83,71	83,84
46		83,35	83,54
47		82,93	83,54
48		82,54	82,85
49		82,27	82,86
50		82,00	82,22
51		81,81	81,97
52		82,13	83,59
53		84,43	
Average (week)		84,49	84,37
Change (week)		0,15%	2,16%



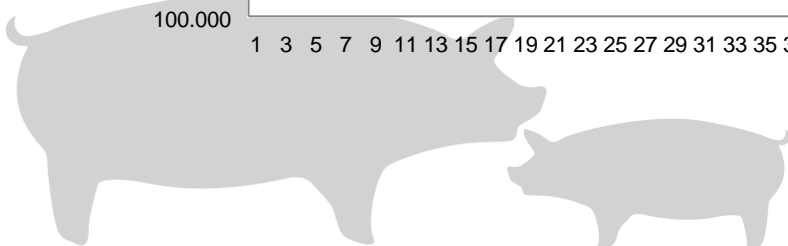
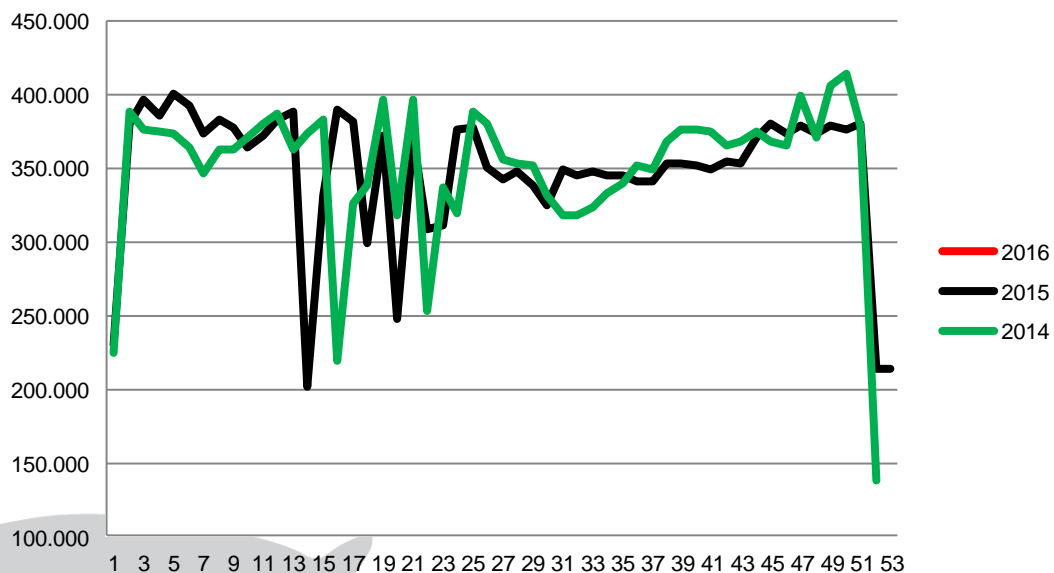
Best regards
Danish Crown



Total killings Denmark (98 % of all slaughtering's)

Week	2016	2015	2014
1	385.797	229.696	225.021
2		381.074	388.283
3		396.436	375.944
4		386.516	374.727
5		400.526	374.031
6		392.058	364.321
7		374.154	346.016
8		382.955	362.164
9		377.658	362.682
10		363.533	371.605
11		371.898	380.669
12		382.753	387.141
13		388.293	362.889
14		201.403	373.117
15		331.081	383.169
16		390.229	219.183
17		381.499	326.008
18		299.820	338.071
19		372.029	396.501
20		247.949	318.078
21		371.320	396.338
22		308.817	253.122
23		310.785	337.138
24		376.431	318.893
25		377.649	388.898
26		350.258	380.748

Week	2016	2015	2014
27		342.545	356.503
28		348.323	353.806
29		338.607	352.233
30		325.378	332.099
31		349.050	317.876
32		345.000	318.668
33		347.860	323.552
34		345.284	333.185
35		345.856	340.034
36		341.651	352.062
37		341.372	348.664
38		354.011	368.494
39		353.679	376.946
40		352.539	376.297
41		349.023	374.505
42		355.194	364.912
43		353.428	368.832
44		370.453	374.565
45		381.122	368.182
46		374.076	366.168
47		379.225	399.296
48		373.294	371.471
49		378.861	406.665
50		376.079	413.966
51		380.302	378.561
52		214.345	137.802
53		214.290	
Average (week)		348.635	351.540
Total (year)		18.263.377	18.280.101



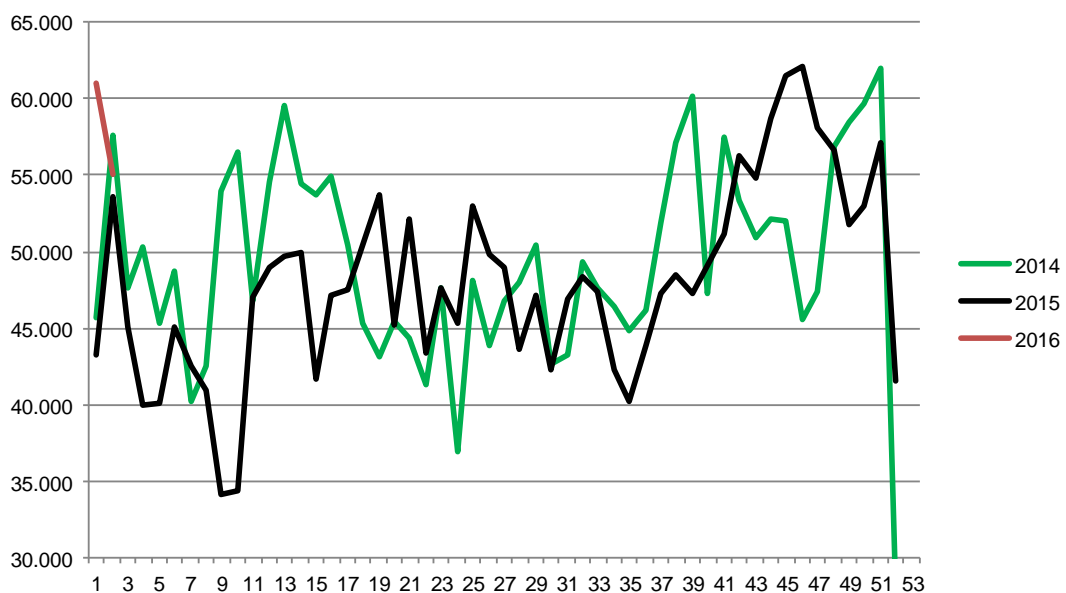
Best regards
Danish Crown



Weekly slaughtering's DC Essen

Week	2016	2015	2014
1	61.008	43.195	45.700
2	55.082	53.638	57.627
3		45.020	47.587
4		39.931	50.291
5		40.117	45.320
6		45.104	48.727
7		42.472	40.239
8		40.946	42.546
9		34.166	53.908
10		34.377	56.509
11		47.055	46.723
12		48.978	54.549
13		49.673	59.533
14		49.904	54.443
15		41.702	53.755
16		47.150	54.869
17		47.488	50.487
18		50.416	45.280
19		53.759	43.100
20		45.179	45.389
21		52.159	44.297
22		43.422	41.285
23		47.593	47.598
24		45.265	36.922
25		52.956	48.136
26		49.840	43.921

Week	2015	2014
27	48.928	46.759
28	43.582	47.950
29	47.141	50.452
30	42.317	42.692
31	46.882	43.203
32	48.324	49.375
33	47.392	47.650
34	42.320	46.411
35	40.239	44.796
36	43.894	46.174
37	47.298	51.838
38	48.522	57.162
39	47.249	60.108
40	49.104	47.249
41	51.140	57.511
42	56.284	53.302
43	54.756	50.854
44	58.676	52.169
45	61.458	52.053
46	62.096	45.584
47	58.136	47.440
48	56.648	56.897
49	51.792	58.440
50	53.040	59.646
51	57.128	61.950
52	41.578	27.955
53	50.466	
Average (week)	58.045	49.315
Total (year)	116.090	2.564.361



Best regaras
Danish Crown




Denmarks export of pork meat Jan – Oct. 2015

Jan.-Oct. 2015

Total	
Germany	503.583
Poland	223.858
UK	180.600
Italy	116.228
Sweden	30.911
Netherlands	25.032
France	18.439
Spain	11.186
Other EU countries	72.142
EU total	181.980
China	197.360
Japan	101.779
Australia	49.670
US	29.426
South Korea	16.712
Taiwan	14.667
Hong Kong	6.154
Philippines	5.403
Singapore	4.670
Other 3. countries	40.812
3. countries total	466.473
Export total	1.648.453

Jan.-Oct. 2014

Total	
Germany	515.911
Poland	197.834
UK	180.714
Italy	99.486
Sweden	39.114
Netherlands	24.397
France	22.817
Czech Republic	12.113
Other EU countries	61.462
EU total	1.153.849
China	171.667
Japan	122.688
Australia	45.424
US	33.069
Hong Kong	14.086
Taiwan	14.034
South Korea	12.947
Russia	7.895
Ukraine	7.690
Other 3. countries	48.837
3. countries total	478.338
Eksport total	1.632.187



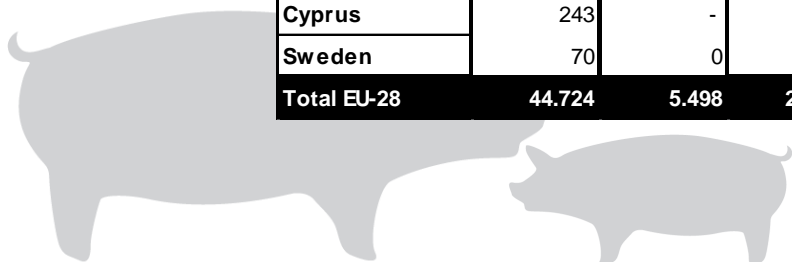
Best regards
Danish Crown



Private storage - volumes (04/01-16 – 15/01-16)

Product code	Product	3 months	4 months	5 months	Total
2031110	Half carcasses	60	-	-	60
2031211	Legs	1.632	465	4.169	6.266
2031219	Shoulders	638	135	85	858
2031911	Forends	3.540	-	-	3.540
2031913	Loins	534	21	298	853
2031955	Legs, shoulders, forends and loins deboned	23.810	3.972	10.096	37.878
2031915	Bellies	4.038	110	647	4.795
2031955	Bellies deboned	2.842	461	1.411	4.714
2031955	Middles deboned	3.613	264	395	4.271
2091011	Fat	4.017	70	2.919	7.006
Total		44.724	5.498	20.020	70.241

Tons	3 months	4 months	5 months	Total	%-share
Germany	15.303	20	1135	16.458	23,4
Spain	5.726	2.153	8.191	16.070	22,9
Denmark	9.529	-	900	10.429	14,8
Netherlands	6.716	634	1020	8.370	11,9
Poland	1.420	926	2.882	5.228	7,4
Italy	545	870	3.518	4.933	7
France	1.409	178	338	1.925	2,7
Ireland	1.180	53	159	1.392	2
Romania	1.000	-	-	1.000	1,4
Belgium	432	280	150	862	1,2
Austria	620	60	180	860	1,2
Finland	130	80	470	680	1
Portugal	-	-	505	505	0,7
United Kingdom	240	50	145	435	0,6
Hungary	0	60	240	300	0,4
Estonia	160	134	-	294	0,4
Cyprus	243	-	27	270	0,4
Sweden	70	0	160	230	0,3
Total EU-28	44.724	5.498	20.020	70.241	100



Best regards
Danish Crown



Jais Valeur now heads Danish Crown



Having spent two months getting to know the Danish Crown Group, Jais Valeur is today (18/1 – 2016) taking over as Group CEO from Kjeld Johannesen, who has headed Danish Crown for the past 27 years.

- My overriding ambition is to continue to develop Danish Crown for the benefit of both its owners and its employees. Danish Crown is a truly global business with sales in more than 130 countries and a backbone of merchants with a strong customer focus. Generally speaking, the company has a good standing in the international competition, so I'm very much looking forward to getting started, says Jais Valeur.

Since mid-November last year, Jais Valeur has been visiting many of the group companies. This has given him a first-hand impression of the structure of Danish Crown and, in particular, the challenges and opportunities currently facing the various group companies.

- Danish Crown is a well-managed business. It is staffed by skilled employees who are extremely hard-working, loyal, and who clock in at many different times of the day, so there is no doubt in my mind that Danish Crown has a very strong foundation on which to build, says Jais Valeur.

In the near future, Jais Valeur will be visiting a number of Danish Crown's most important business partners.



Best regards
Danish Crown

