


Live hog prices dressed weight

Weight interval	DKK / Kg	
	30.09.2019 – 06.10.2019 (Week 40)	23.09.2019 – 29.09.2019 (Week 39)
50,0-54,9	8,20	8,00
55,0-59,9	9,20	9,00
60,0-69,9	10,20-12,05	10,00-11,85
70-97,9	12,20	12,00
98,0-98,9	12,00	11,80
99,0-99,9	11,60	11,40
100,0-100,9	11,20	11,00
101,0-104,9	10,60	10,40
105,1-109,9	10,30	10,10
Statistics	DKK / Kg	
	Week 38, 2019	Week 38, 2018
Killings - Danish Crown	228.640	266.709
Hereof sows	4.267	5.327
Average weight (dressed) kg.	87,79	86,26
Weight interval 50,0 - 69,9 Kg	3,02%	3,01%
Weight interval 69,9 - 97,9 Kg	91,83%	93,05%
Weight interval 98,0 - 109,9 Kg	5,15%	3,94%
Average meat contents	61,49	61,24
Per kg / dressed (DKK)	12,32	9,01
Per hog / dressed (DKK)	1.082	777




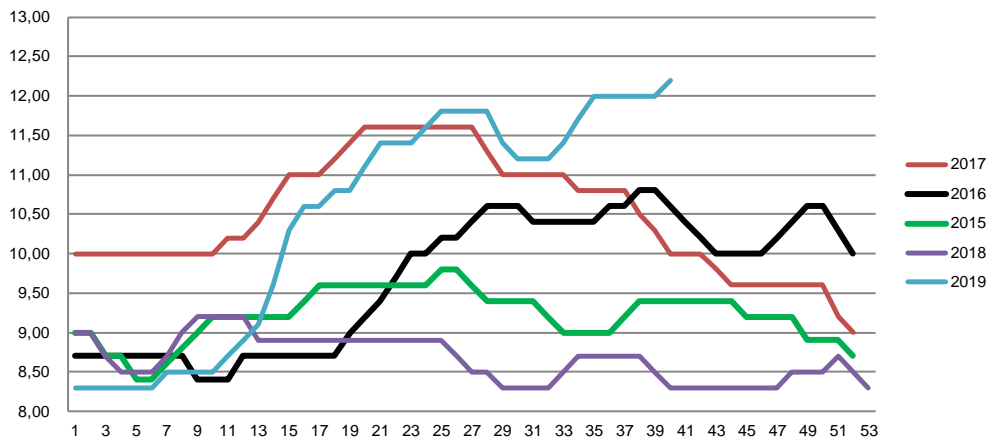
Best regards
Danish Crown



Weekly pig price – Danish Crown

Week	2019	2018
1	8,30	9,00
2	8,30	9,00
3	8,30	8,70
4	8,30	8,50
5	8,30	8,50
6	8,30	8,50
7	8,50	8,70
8	8,50	9,00
9	8,50	9,20
10	8,50	9,20
11	8,70	9,20
12	8,90	9,20
13	9,10	8,90
14	9,60	8,90
15	10,30	8,90
16	10,60	8,90
17	10,60	8,90
18	10,80	8,90
19	10,80	8,90
20	11,10	8,90
21	11,40	8,90
22	11,40	8,90
23	11,40	8,90
24	11,60	8,90
25	11,80	8,90
26	11,80	8,70

Week	2019	2018
27	11,80	8,50
28	11,80	8,50
29	11,40	8,30
30	11,20	8,30
31	11,20	8,30
32	11,20	8,30
33	11,40	8,50
34	11,70	8,70
35	12,00	8,70
36	12,00	8,70
37	12,00	8,70
38	12,00	8,70
39	12,00	8,50
40	12,20	8,30
41		8,30
42		8,30
43		8,30
44		8,30
45		8,30
46		8,30
47		8,50
48		8,50
49		8,50
50		8,70
51		8,50
52		8,30
Average (week)	10,44	8,67




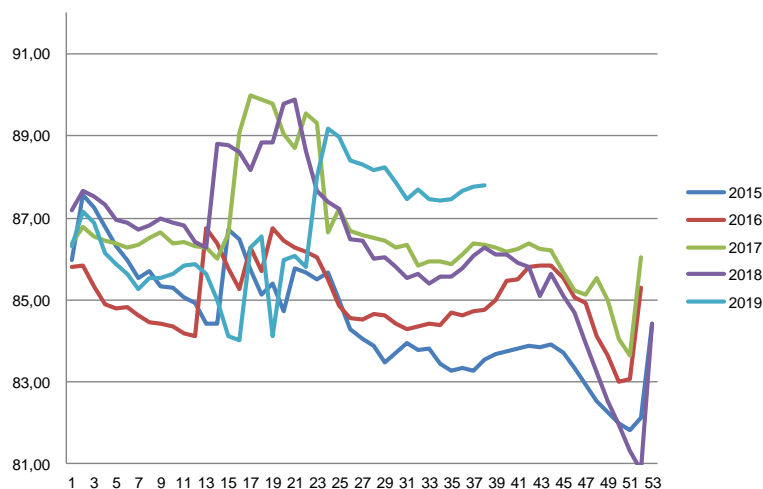
Best regards
Danish Crown



Average weight, Danish Crown (dressed) kg

Week	2019	2018
1	86,31	87,18
2	87,17	87,67
3	86,90	87,52
4	86,14	87,32
5	85,87	86,95
6	85,64	86,90
7	85,26	86,71
8	85,53	86,81
9	85,54	86,99
10	85,63	86,90
11	85,84	86,82
12	85,86	86,40
13	85,62	86,27
14	85,01	88,80
15	84,11	88,77
16	84,01	88,60
17	86,28	88,16
18	86,54	88,83
19	84,11	88,84
20	85,97	89,77
21	86,07	89,87
22	85,80	88,65
23	87,99	87,66
24	89,18	87,40
25	88,98	87,23
26	88,40	86,49

Week	2019	2018
27	88,29	86,43
28	88,18	86,02
29	88,22	86,03
30	87,85	85,80
31	87,45	85,54
32	87,68	85,64
33	87,46	85,41
34	87,42	85,56
35	87,45	85,57
36	87,65	85,78
37	87,75	86,06
38	87,79	86,26
39		86,11
40		86,12
41		85,91
42		85,82
43		85,62
44		85,08
45		84,69
46		83,94
47		83,25
48		82,53
49		81,95
50		81,31
51		80,86
52		84,41
53		
Average (week)	86,66	86,29




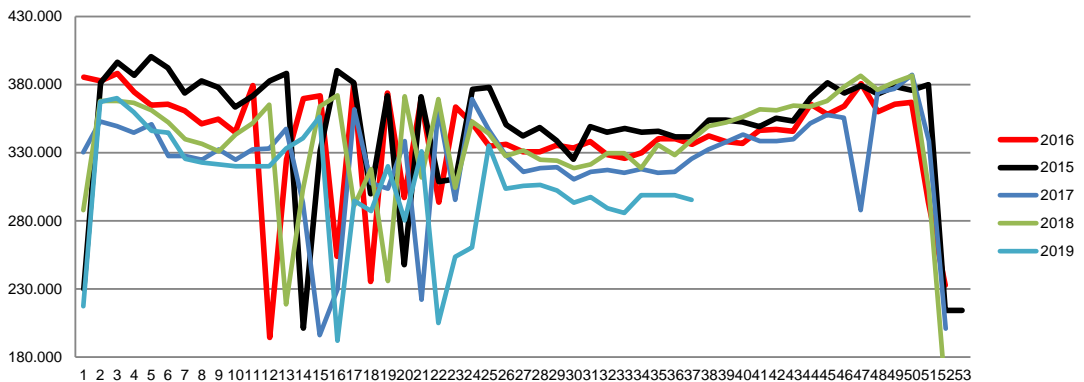
Best regards
Danish Crown



Total killings Denmark (98 % of all slaughtering's)

Week	2019	2018
1	217.081	287.789
2	367.355	367.703
3	369.764	368.047
4	359.584	366.312
5	346.402	361.495
6	344.954	352.145
7	325.222	339.607
8	322.618	336.613
9	321.585	331.154
10	319.738	343.691
11	319.738	351.578
12	320.260	365.200
13	332.764	218.444
14	340.529	303.033
15	356.482	363.829
16	192.065	371.945
17	295.046	291.607
18	287.427	317.876
19	320.386	235.481
20	280.362	371.516
21	330.707	311.691
22	204.819	369.643
23	253.658	304.448
24	260.157	352.632
25	335.424	343.770
26	303.516	327.658

Week	2019	2018
27	305.588	331.814
28	306.207	325.072
29	302.079	324.018
30	293.137	318.614
31	297.507	321.250
32	289.400	329.917
33	286.044	329.555
34	298.781	318.566
35	298.500	336.158
36	298.971	328.251
37	295.241	338.962
38		349.571
39		352.234
40		356.258
41		361.609
42		360.885
43		364.912
44		364.067
45		368.260
46		378.509
47		386.643
48		376.153
49		381.869
50		386.215
51		302.451
52		151.352
53		
Average (week)	305.381	336.501
Total (year)	11.299.098	17.498.072




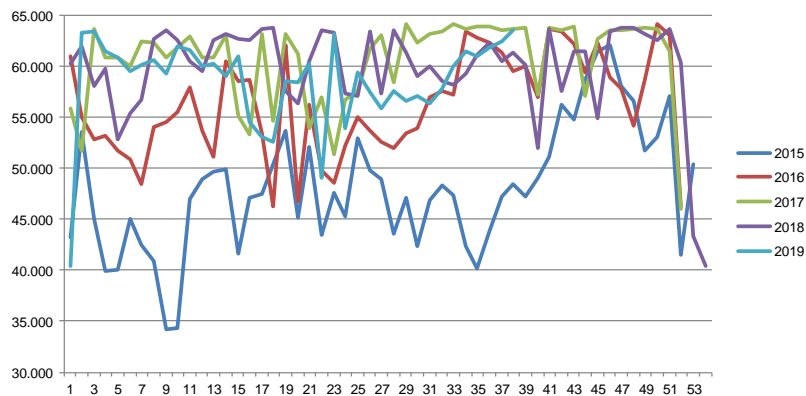
Best regards
Danish Crown



Weekly slaughtering's Danish Crown Essen

Week	2019	2018
1	40.367	56.737
2	63.329	62.716
3	63.408	63.596
4	61.468	62.579
5	60.896	60.584
6	59.523	59.507
7	60.227	62.597
8	60.695	63.178
9	59.326	62.731
10	62.005	62.555
11	61.619	63.673
12	60.030	63.832
13	60.311	57.666
14	59.040	56.402
15	61.006	60.480
16	54.587	63.566
17	53.110	63.393
18	52.555	57.370
19	58.603	57.111
20	58.518	63.484
21	60.282	57.400
22	49.073	63.529
23	63.195	61.383
24	53.936	59.021
25	59.462	60.077
26	57.454	58.620

Week	2019	2018
27	55.853	60.288
28	57.615	61.979
29	56.638	58.152
30	57.069	59.792
31	56.393	52.909
32	57.813	55.428
33	60.073	58.217
34	61.488	59.343
35	61.071	61.192
36	61.898	62.419
37	62.502	60.560
38	63.527	61.439
39		60.210
40		51.964
41		63.697
42		57.580
43		61.566
44		54.946
45		63.462
46		63.786
47		63.817
48		63.222
49		62.646
50		63.754
51		60.394
52		43.394
53		
Average (week)	58.578	60.191
Total (year)	2.225.965	3.129.943
Change (week)	-2,68%	-0,76%



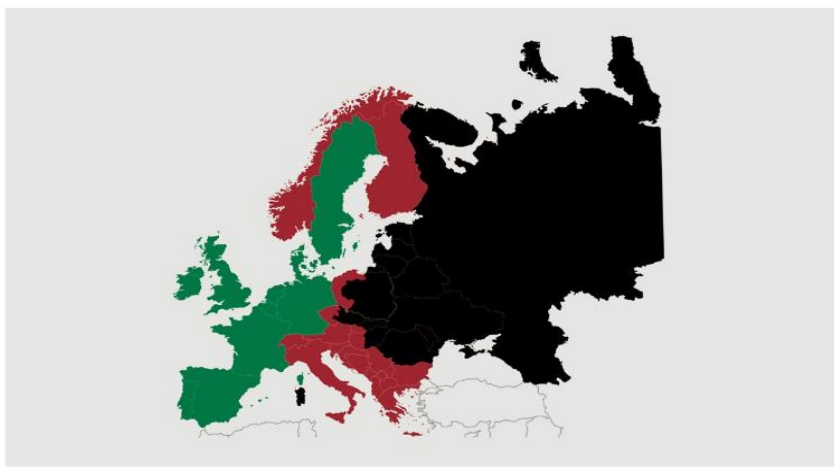
Best regards
Danish Crown



African swine fever

The EU Commission's reporting system for African swine fever for EU countries and Ukraine has been updated until 15th of September.

Country	Period		Year to date		2018	
	September 10 th - September 15 th		January 1 st – September 15 th		Pigs	Wild boars
Estonia				60		230
Latvia		3	1	233	10	685
Lithuania	1	8	16	358	51	1.443
Poland		14	45	1.676	109	2.438
Italy			1	26	10	64
Ukraine	1		36	10	105	41
Czech Republic						28
Romania	36	7	1.346	467	1.163	170
Hungary				948		138
Bulgaria	1	3	36	60	1	5
Slovakia			11	7		
Serbia			17			
Belgium				479		161
Total	39	35	1.509	4.324	1.449	5.403



Black area: High risk and high readiness
 Red area: High risk
 Green area: Risk



Best regards
 Danish Crown



African swine fever outbreaks in China



Cities/Regions		
Shenyang	Harbin	Great Khinogan Mountains
Zhengzhou	Yunnan	Yulin
Lianyungang	Jinshan	Guigang
Wenzhou	Jiangxi	Chongqing
Xuancheng	Shaanxi	Bome
Wuxi	Heilongjiang	Bayi
Chuzhou	Tongzhou	Gongbo'gyamda
Jiamusi	Linfen	Urumqi
Tongling	Daitongzhuangcun	Hubei
Xilin Gol	Qianshanzhen	Shizhu
Wuhu City	Huxian	Chengmai
Jilin	Dongjiang Avenue	
Songyuan	Yongning	
Gongzhuling	Siyang	
Horqin	Jiangsu	
Hohhot	Suihua	
Yingkou	Guizhou	
Zhaotong	Sanming	
Luotian	Zhuhai	
Baojing	Jinan	
Qingyang	Jinzhou	
Wuxue	Panjin	
Sichuan	Xushui	


Best regards
Danish Crown



Top 10 importers of Danish pork meat

The top 10 is ranked based on the value of the Danish Export of pork meat in Jan. - May 2019. All pork meat (incl. live pigs) is included in the figures below

Country	Jan. - May 2019		Jan. - May 2018	
	Value in billion DKK	Tonnage	Value in billion DKK	Tonnage
Germany	3.377	241.837	3.623	303.273
Poland	2.267	137.614	2.198	157.558
China/ Hong Kong	2.081	151.055	131	115.032
Japan	1.816	60.140	1.700	49.436
UK	1.622	93.126	1.535	97.161
Italy	867	54.685	911	67.048
Australia	593	27.880	422	20.768
USA	311	12.235	515	21.464
Sweden	279	11.604	387	18.402
Netherland	234	17.845	194	16.900
Top 10 total	13.447	808.021	11.616	867.043
Other countries	1.873	88.918	3.072	115.006
Total	15.320	896.939	14.688	982.049



Best regards
Danish Crown




Denmark's export of pork meat Jan. – May 2019

January - May 2019

	Total
Germany	241.837
Poland	137.614
UK	93.126
Italy	54.685
Netherland	17.845
Sw eden	11.604
Spain	8.662
France	7.336
Other EU countries	31.496
EU total	604.205
China	146.896
Japan	60.140
Australia	27.880
USA	12.235
South Korea	9.226
Taiw an	5.418
Hong Kong	4.158
Canada	3.333
Rep. of Belarus	3.074
Other 3. countries	20.369
3. countries total	292.734
Export total	896.939

January - May 2018


	Total
Germany	303.273
Poland	157.558
UK	97.161
Italy	67.048
Sw eden	18.402
Netherlands	16.900
France	9.816
Spain	6.489
Other EU countries	42.506
EU total	719.154
China	112.353
Japan	59.773
Australia	21.464
USA	20.768
South Korea	10.039
Taiw an	7.582
Philipines	4.011
Canada	3.666
Hong Kong	2.679
Other 3. countries	20.535
3. countries total	262.895
Export total	982.049



Best regards
Danish Crown



Next newsletter will be published in week 36.




Best regards
Danish Crown



Merry Christmas and a Happy New Year

Danish Crown wishes all of our customers and business relations a merry Christmas and a happy new year. Next newsletter will be published on the 3th of January 2018.




Best regards
Danish Crown



Danish pig count Jan. – Mar. 2019

The pig count is compared with Jan. – Mar. 2018

Country	Jan. - May 2019	
	Value in billion DKK	Tonnage
Germany	2.769	205.789
Poland	1.864	117.193
China/ Hong Kong	1.719	126.890
Japan	1.542	51.015
UK	1.377	80.335
Italy	711	46.016
Australia	503	23.779
USA	270	10.601



Best regards
Danish Crown

