

Live hog prices dressed weight

Weight interval	DKK / Kg	
	11.12.2023 -17.12.2023 (Week50)	04.12.2023 -10.12.2023 (Week49)
50,0-59,9	7,90-8,90	7,90-8,90
60,0-62,9	9,90-10,40	9,90-10,40
63,0-65,9	10,65-11,15	10,65-11,15
66,0-68,9	11,30-11,60	11,30-11,60
69,0-72,9	11,75-12,40	11,75-12,40
73,0-97,9	12,90	12,90
98,0-98,9	12,65	12,65
99,0-99,9	12,20	12,20
100,0-100,9	11,75	11,75
101,0-101,9	11,10	11,10
102,0-103,9	11,00	11,00
103,0-104,9	10,90	10,90
105,0-109,9	10,40	10,40
Statistics		
	Week 48, 2023	Week 48, 2022
Killings - Danish Crown	215.238	253.628
Hereof sows	4.431	4.723
Average weight (dressed) kg.	90,10	87,40
Weight interval 50,0 - 69,9 Kg	1,94%	2,51%
Weight interval 70,0 - 94,9 Kg	93,35%	93,13%
Weight interval 95,0 - 109,9 Kg	4,71%	4,36%
Average meat contents	59,39	62,13
Per kg / dressed (DKK)	13,13	12,87
Per hog / dressed (DKK)	1.183	1.125

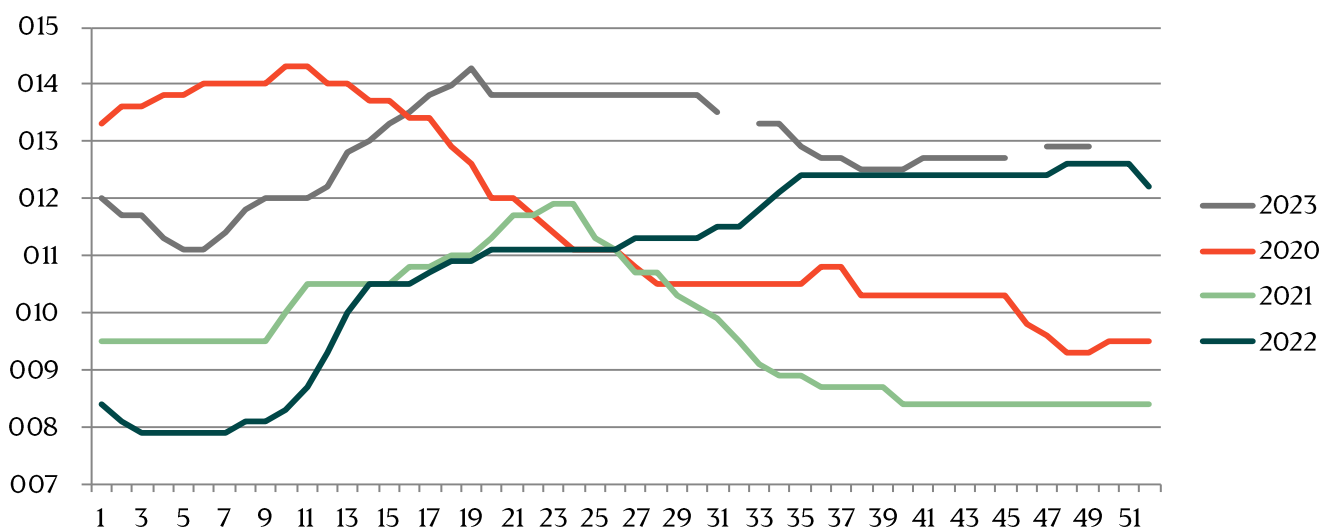
Best regards,

Danish Crown

Weekly pig price – Danish Crown

Week	2023	2022
1	12	8,4
2	11,7	8,1
3	11,7	7,9
4	11,3	7,9
5	11,1	7,9
6	11,1	7,9
7	11,4	7,9
8	11,8	8,1
9	12	8,1
10	12	8,3
11	12	8,7
12	12,2	9,3
13	12,8	10
14	13	10,5
15	13,3	10,5
16	13,5	10,5
17	13,8	10,7
18	13,97	10,9
19	14,29	10,9
20	13,8	11,1
21	13,8	11,1
22	13,8	11,1
23	13,8	11,1
24	13,8	11,1
25	13,8	11,1
26	13,8	11,1

Week	2023	2022
27	13,8	11,3
28	13,8	11,3
29	13,8	11,3
30	13,8	11,3
31	13,5	11,5
32		11,5
33	13,3	11,8
34	13,3	12,1
35	12,9	12,4
36	12,7	12,4
37	12,7	12,4
38	12,5	12,4
39	12,5	12,4
40	12,5	12,4
41	13	12,4
42	12,7	12,4
43	12,7	12,4
44	12,7	12,4
45	12,7	12,4
46		12,4
47	12,9	12,4
48	12,9	12,6
49	12,9	12,6
50		12,6
51		12,6
52		12,2
Average (week)		



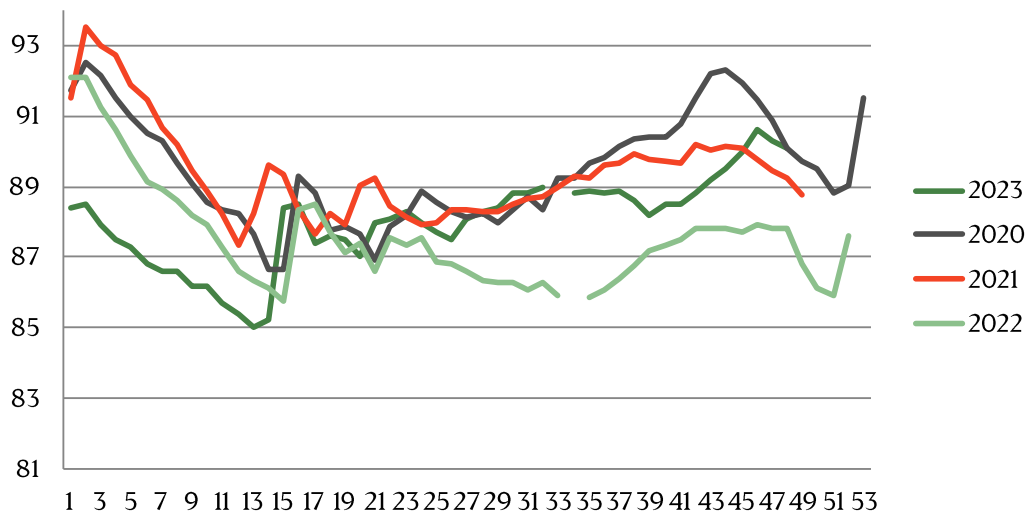
Best regards,

Danish Crown

Average weight, Danish Crown (dressed) kg

Week	2023	2022
1	88,4	92,11
2	88,5	92,11
3	87,9	91,24
4	87,5	90,64
5	87,3	89,86
6	86,8	89,15
7	86,6	88,92
8	86,6	88,63
9	86,2	88,19
10	86,2	87,91
11	85,7	87,26
12	85,4	86,59
13	85	86,32
14	85,2	86,13
15	88,4	85,73
16	88,5	88,34
17	87,4	88,49
18	87,6	87,7
19	87,5	87,14
20	87	87,4
21	88	86,59
22	88,1	87,55
23	88,3	87,33
24	88	87,54
25	87,7	86,86
26	87,5	86,83

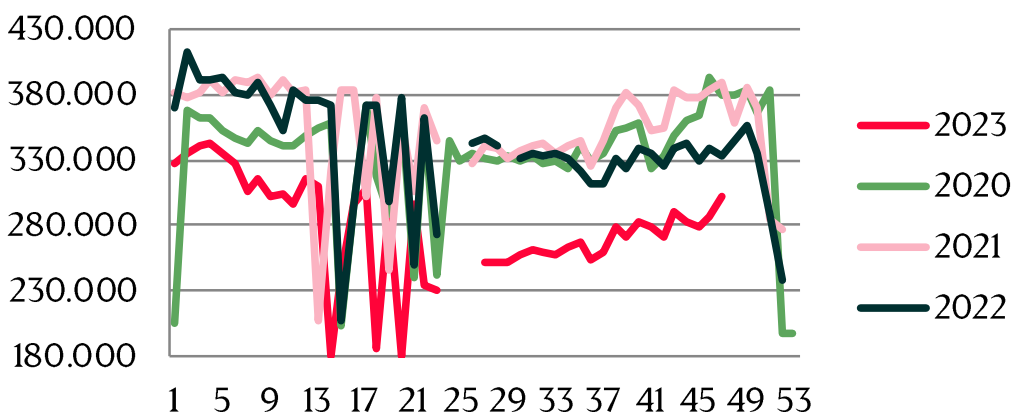
Week	2023	2022
27	88,1	86,6
28	88,3	86,34
29	88,4	86,30
30	88,8	86,29
31	88,8	86,07
32	89	86,27
33		85,90
34	88,8	
35	88,9	85,88
36	88,8	86,05
37	88,9	86,39
38	88,6	86,75
39	88,2	87,17
40	88,5	87,32
41	88,5	87,5
42	88,8	87,8
43	89,2	87,8
44	89,5	87,80
45	90	87,70
46	90,6	87,9
47	90,3	87,80
48	90,1	87,8
49		86,80
50		86,1
51		85,90
52		87,6
53		
Average (week)		



Best regards,
Danish Crown

Total killings Denmark (98 % of all slaughtering)

Week	2023	2022	Week	2023	2022
1	327.208	370017	27	251353	346.976
2	334.785	412.711	28	251.801	340.950
3	339.861	391.763	29	250.353	
4	342.823	391.586	30	256.281	331.824
5	335.876	394.179	31	261.268	335.756
6	326.686	382.366	32	259.387	333.279
7	306.676	379.879	33	256.385	334.547
8	315.066	389.319	34	262.859	330.280
9	301192	372.327	35	267.714	321.125
10	304.322	353.142	36	254.002	311.214
11	295.416	383.511	37	259.382	311.887
12	315.105	375.829	38	278.798	330.563
13	309.608	376.696	39	270.901	322452
14	178.632	372.324	40	281.681	338.879
15	242.033	206.975	41	279026	334.441
16	296.528	293.993	42	269.820	325.189
17	307.310	372.483	43	290.769	339.028
18	185.636	371.227	44	282407	342.172
19	291.673	297.833	45	278.410	329.261
20	179.053	378.549	46	287.258	339.167
21	295.803	249.061	47	302.123	333.531
22	233.718	361.462	48		345.047
23	229.817	273.384	49		356.279
24			50		334.355
25			51		288.904
26		342.337	52		236.903
			53		
			Average (week)		
			Total (year)		



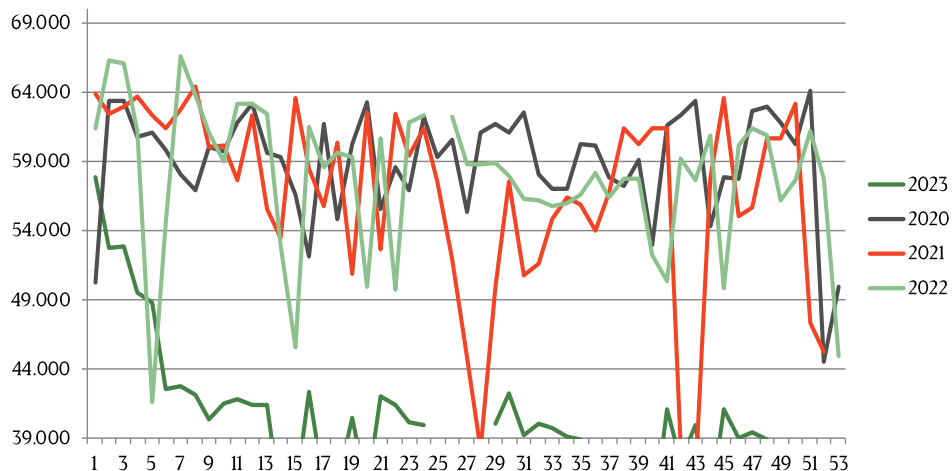
Best regards,

Danish Crown

Weekly slaughtering's Danish Crown Essen

Week	2023	2022
1	57.867	61.376
2	52709	66.279
3	52844	66.098
4	49.518	61.128
5	48762	41543
6	42.464	54.500
7	42.706	66.544
8	42106	63.797
9	40341	61.020
10	41433	59.030
11	41.726	63.200
12	41.316	63.180
13	41381	62.414
14	34205	52.963
15	35043	45.486
16	42248	61.518
17	35631	58.538
18	35.664	59.614
19	40.401	59.301
20	35.179	49.923
21	41.975	60.634
22	41.390	49.660
23	40.132	61.778
24	39.901	62.361
25		
26		62.168

Week		
27		58.795
28		58.856
29	39997	57.990
30	42.192	56.234
31	39.192	56.165
32	40.034	55.716
33	39.660	55.985
34	39.096	56.548
35	38.859	58.154
36	35.620	56.373
37	37.145	57.704
38	37.378	57.691
39	38.164	52.245
40	32.749	50.297
41	41.020	59.149
42	37.240	57.650
43	39.895	60.840
44	33.918	49.755
45	41.021	60.156
46	38.912	61.330
47	39.347	60.860
48	38.856	56.192
49		57.575
50		61.188
51		57.719
52		44.890
53		
Average (week)		
Total (year)		
Change (week)		

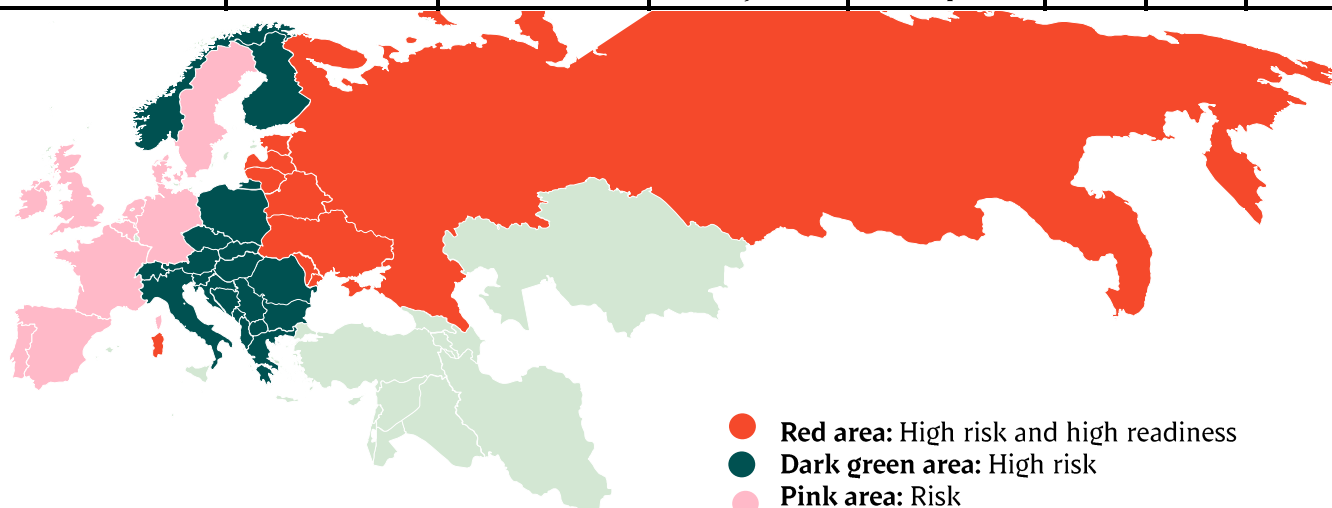


Best regards,
Danish Crown

African swine fever

The EU Commission's reporting system for African swine fever for EU countries and Ukraine has been updated until 24th of July.

Country	Period November 18th- November 26th 2022		Year to date January 1st - November 26th 2022		2022		2021	
	Pigs	Wild boars	Pigs	Wild boars	Pigs	Wild boars	Pigs	Wild boars
Estonia		2	2	46		57	1	0
Latvia		6	8	647	6	913	2	3
Lithuania		12	3	371	16	302		2
Poland		62	30	2.527	14	2.152	124	3
Italy (Sardinia)		14	17	873	4	277	1	
Ukraine	2		33	7	7	2	13	
Czech Republic				55		1		
Romania	3		721	265	329	465	1.648	1
Hungary		3		380		550		2
Bulgaria		62	3	242	2	387	6	3
Slovakia		2		523	5	550	11	1
Serbia	6		967	203	107	146	33	
Moldova			19	6	14	3	1	
Bosnia-Hercegovina	72	2	1.477	11				
Croatia	9	1	1.122	10				
Nordmakedonien		3	13	35	30	9		
Kosovo			9	4				



Best regards,

Danish Crown

African swine fever outbreaks in China



Cities/Regions		
Shenyang	Harbin	Great Khinogan Mountains
Zhengzhou	Yunnan	Yulin
Lianyungang	Jinshan	Guigang
Wenzhou	Jiangxi	Chongqing
Xuancheng	Shaanxi	Bome
Wuxi	Heilongjiang	Bayi
Chuzhou	Tongzhou	Gongbo'gyamda
Jiamusi	Linfen	Urumqi
Tongling	Daitongzhuangcun	Hubei
Xilin Gol	Qianshanzhen	Shizhu
Wuhu City	Huxian	Chengmai
Jilin	Dongjiang Avenue	
Songyuan	Yongning	
Gongzhuling	Siyang	
Horgin	Jiangsu	
Hohhot	Suihua	
Yingkou	Guizhou	
Zhaotong	Sanming	
Luotian	Zhuhai	
Baojing	Jinan	
Qingyang	Jinzhou	
Wuxue	Panjin	
Sichuan	Xushui	

Best regards,

Danish Crown

Top 10 importers of Danish pork meat

The top 10 is ranked based on the value of the Danish Export of pork meat in January – October 2021. All pork meat (incl. live pigs) is included in the figures below

Country	January - Aug. 2023		January - Aug. 2022	
	Value in million DKK	Tonnage	Value in million DKK	Tonnage
Chian/Hong Kong	2.430	146.711	3.321	213.181
Germany	5.852	259.734	4.035	286.672
Poland	5.027	237.390	2.828	231.030
Japan	1.498	50.645	2.134	72.610
UK	2.434	98.011	1.905	97.397
Italy	1.791	79.583	1.435	96.096
USA	636	19.737	1.063	33.586
Australia	630	23.374	791	37.322
Sweden	542	18.510	446	18.697
Philippines	314	16.512	453	25.128
Top 10 total	21.154	950.207	18.411	1.111.719
Other countries	4.616	177.848	492	180.574
Total	25.770	1.128.055	18.903	1.292.293

Best regards,

Danish Crown