

Live hog prices dressed weight

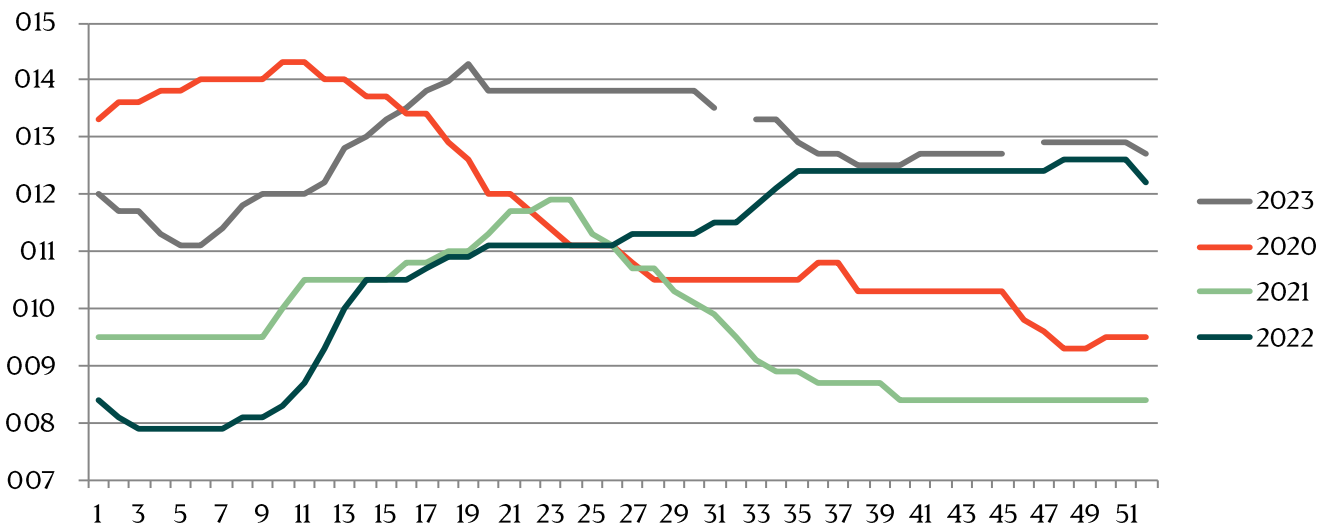
Weight interval	DKK / Kg	
	03.02.2025 -09.02.2025 (Week 6)	27.01.2025 -02.02.2025 (Week 5)
50,0-59,9	5,20-6,20	5,20-6,20
60,0-62,9	7,20-7,70	7,20-7,70
63,0-65,9	7,95-8,45	7,95-8,45
66,0-68,9	8,60-8,90	8,60-8,90
69,0-72,9	9,05-9,70	9,05-9,70
73,3-99,9	10,20	10,20
100,0-100,9	9,95	9,95
101,0-101,9	9,50	9,50
102,0-102,9	9,05	9,05
103,0-103,9	8,40	8,40
104,0-104,9	8,30	8,30
105,0-106,9	8,20	8,20
107,0-109,9	7,70	7,70
110,0-	6,50	6,50
Statistics	Week 4, 2025	Week 4, 2024
Killings - Danish Crown	192.169	232.297
Hereof sows	4.854	4.042
Average weight (dressed) kg.	94,10	94,20
Weight interval 50,0 - 69,9 Kg	1,85%	1,29%
Weight interval 70,0 - 94,9 Kg	94,10%	94,20%
Weight interval 95,0 - 109,9 Kg	3,10%	2,64%
Average meat contents	59,18	59,22

Best regards,

Danish Crown

Weekly pig price – Danish Crown

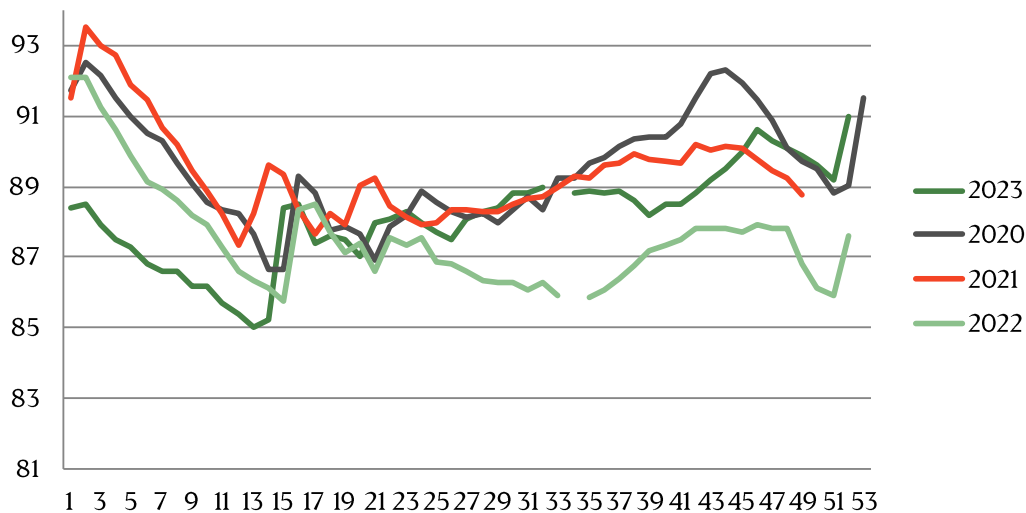
Week	2025	2024	Week	
1	10,4	12,7		
2	10,4	12,05	28	11,8
3	10,4	12,2	29	11,8
4	10,4	11,8	30	11,4
5	10,2	11,8	31	11,4
6	10,2	11,8	32	11,4
7		11,8	33	11
8		12,1	34	11
9		12,1	35	10,6
10		12,3	36	10,6
11		12,3	37	10,6
12		12,3	38	10,6
13		12,3	39	10,6
14		12,3	40	11
15		12,3	41	11
16		12,3	42	11
17		12,3	43	11
18		12	44	11
19		12	45	11
20		12	46	10,8
21		12	47	10,8
22		12	48	10,8
23		12	49	10,8
24		11,8	50	10,8
25		11,8	51	10,6
26		11,8	52	10,4
			Average (week)	



Best regards,
Danish Crown

Average weight, Danish Crown (dressed) kg

Week	2025	2024	Week		
1	93,3	93,7	7		89,1
2	94,7	94,6	8		88,5
3	94,1	94,6	9		88,1
4		94,2	10		87,9
5		93,8	11		87,7
6		93,4	12		87,3
7		93,3	13		87,4
8		93,1	14		88
9		92,6	15		88,5
10		93,79	16		88,8
11		93,63	17		89,2
12		93,08	18		89,5
13		93,84	19		
14		94,44	20		89,7
15		93,95	21		89,3
16		93,42	22		90,1
17		93,98	23		90,1
18		94,48	24		90,3
19		90,4	25		90,3
20		91,3	26		90,3
21		91,5			89,8
22		90,9			89,3
23		90,5			88,5
24		90,6			87,7
25		90			87
26		89,8			89,5
			53		
			Average (week)		



Best regards,
Danish Crown

Total killings Denmark (98 % of all slaughtering)

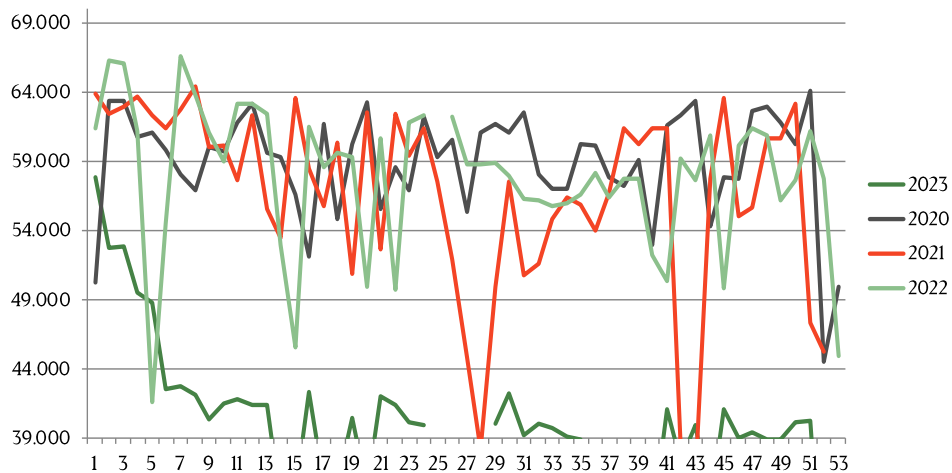
Week	2025	2024	Week	259.800
1	165.055		27	
2	304.361	190.726	28	265.199
3	279.640	288.225	29	259.342
4		282.375	30	246.278
5		294.376	31	249.712
6		283.701	32	261.291
7		292.423	33	262.088
8			34	247.247
9		299.543	35	243.378
10		306.040	36	242.793
11		302.617	37	224.204
12		299.458	38	248.753
13		307.993	39	
14		308.313	40	264.046
15		254.331	41	
16		305.662	42	258.946
17		304.627	43	291.284
18		304.357	44	290.073
19		242.539	45	270.566
20		194.060	46	302.726
21		305.985	47	296.872
22		244.605	48	314.230
23		288.373	49	277.888
24		227.691	50	324.504
25			51	308.384
26			52	
			53	68.994
			Average (week)	
			Total (year)	



Best regards,
Danish Crown

Weekly slaughtering's Danish Crown Essen

Week	2025	2024	Week		
1	43.658	33.508	27		57.656
2	61.514	39.696	28		54.305
3	59.828	39.963	29		54.413
4		40.949	30		53.827
5		40.523	31		55.107
6		51.122	32		51.698
7		51.181	33		56.257
8		51.721	34		56.773
9		51.663	35		57.174
10		50.959	36		57.174
11		52.025	37		55.645
12		52.015	38		55.782
13		44.149	39		
14		43.431	40		49.061
15		53.283	41		57.674
16		54.081	42		60.918
17		56.088	43		60.261
18		47.023	44		50.052
19		47.125	45		60.734
20		58.496	46		62.336
21		44.650	47		61.883
22		56.827	48		61.592
23		56.158	49		61.556
24		56.648	50		60.375
25		54.839	51		62004
26		54.503	52		62004
			53		
			Average (week)		
			Total (year)		
			Change (week)		

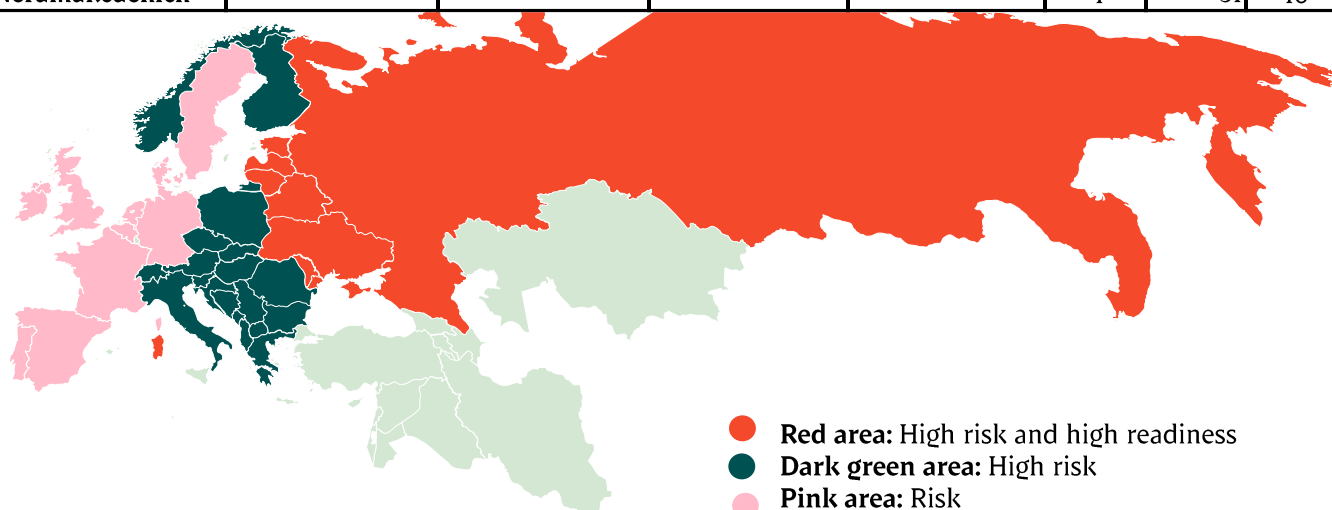


Best regards,
Danish Crown

African swine fever

The EU Commission's reporting system for African swine fever for EU countries and Ukraine has been updated until 24th of July.

Country	Period Jan. 1st - Jan. 8th 2025		Year to date Jan.1st - Jan.8th 2025		2024		2023	
	Pigs	Wild boars	Pigs	Wild boars	Pigs	Wild boars	Pigs	Wild boars
Estonia		2		7		36	2	
Latvia		6		83	7	961	8	7
Lithuania		9		30	8	561	3	4
Poland		136		249	44	2.311	30	2.
Italy (Sardinia)		14	1	39	31	1.205	17	1.
Ukraine	2	5	7	8	70	15	38	
Czech Republic						27		
Romania	13	13	22	25	220	186	737	2
Hungary		33		85		474		4
Bulgaria		36		99	1	717	3	6
Slovakia		13		37	1	165		5
Serbia					310	101	992	2
Moldova	3		5		13	6	18	
Montenegro						1		
Bosnia-Hercegovina	3	1	3	2	33	38	1.511	
Croatia					6	39	1.124	
Nordmakedonien					4	51	16	



Best regards,

Danish Crown

African swine fever outbreaks in China



Cities/Regions		
Shenyang	Harbin	Great Khinogan Mountains
Zhengzhou	Yunnan	Yulin
Lianyungang	Jinshan	Guigang
Wenzhou	Jiangxi	Chongqing
Xuancheng	Shaanxi	Bome
Wuxi	Heilongjiang	Bayi
Chuzhou	Tongzhou	Gongbo'gyamda
Jiamusi	Linfen	Urumqi
Tongling	Daitongzhuangcun	Hubei
Xilin Gol	Qianshanzhen	Shizhu
Wuhu City	Huxian	Chengmai
Jilin	Dongjiang Avenue	
Songyuan	Yongning	
Gongzhuling	Siyang	
Horgin	Jiangsu	
Hohhot	Suihua	
Yingkou	Guizhou	
Zhaotong	Sanming	
Luotian	Zhuhai	
Baojing	Jinan	
Qingyang	Jinzhou	
Wuxue	Panjin	
Sichuan	Xushui	

Best regards,
Danish Crown

Top 10 importers of Danish pork meat

The top 10 is ranked based on the value of the Danish Export of pork meat in January – October 2021. All pork meat (incl. live pigs) is included in the figures below

Country	January - Nov. 2023		January - Nov. 2022	
	Value in million DKK	Tonnage	Value in million DKK	Tonnage
Chian/Hong Kong	3.197	194.355	5.678	333.234
Germany	7.991	357.640	5.548	376.264
Poland	6.861	326.247	4.000	316.819
Japan	1.991	67.466	2.905	98.550
UK	3.528	139.384	2.807	140.564
Italy	2.429	108.790	1.981	125.802
USA	954	29.565	1.321	41.049
Australia	874	32.244	1059	47.872
Sweden	712	24.871	641	25.291
Philippines	650	21.455	447	18.733
Top 10 total	29.187	1.302.017	26.387	1.524.178
Other countries	6.191	247.911	5.303	262.223
Total	35.378	1.549.928	31.690	1.786.401