

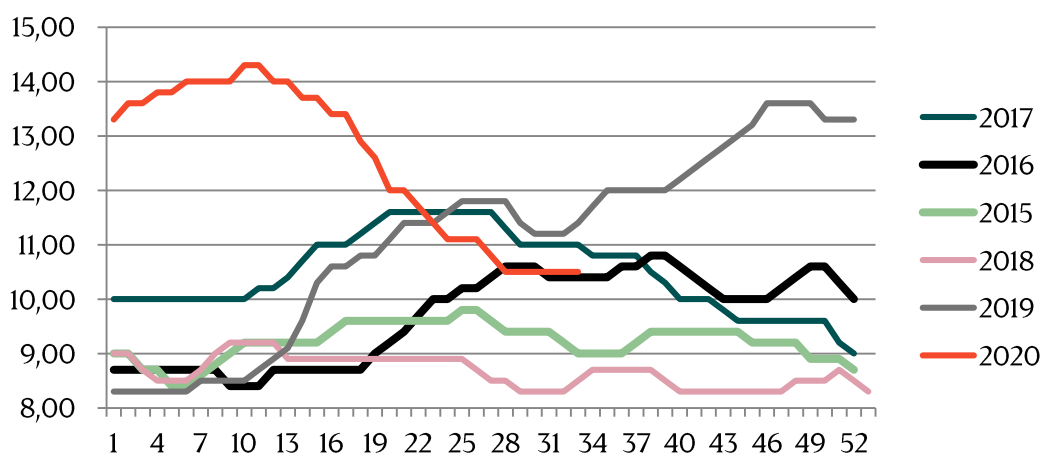
## Live hog prices dressed weight

Weight interval	DKK / Kg	
	17.08.2020-23.08.2020 (Week 34)	10.08.2020-16.08.2020 (Week 33)
50,0-53,9	6,50	6,50
53,0-58,9	7,50	7,50
59,0-68,9	8,50-10,35	8,50-10,35
69,0-96,9	<b>10,50</b>	<b>10,50</b>
97,0-97,9	10,35	10,35
98,0-98,9	9,80	9,80
99,0-99,9	9,35	9,35
100,0-100,9	8,70	8,70
101,0-101,9	8,60	8,60
102,0-102,9	8,50	8,50
103,0-103,9	8,50	8,50
104,0-109,9	8,00	8,00
Statistics		
	Week 32, 2020	Week 32, 2019
Killings - Danish Crown	224.764	221.696
Hereof sows	3.884	3.856
Average weight (dressed) kg.	88,33	87,68
Weight interval 50,0 - 67,9 Kg	1,99%	2,63%
Weight interval 68,0 - 95,9 Kg	92,34%	93,06%
Weight interval 96,0 - 109,9 Kg	5,67%	4,31%
Average meat contents	61,84	61,53
Per kg / dressed (DKK)	10,94	11,52
Per hog / dressed (DKK)	975	1010

## Weekly pig price – Danish Crown

Week	2020	2019
1	13,30	8,30
2	13,60	8,30
3	13,60	8,30
4	13,80	8,30
5	13,80	8,30
6	14,00	8,30
7	14,00	8,50
8	14,00	8,50
9	14,00	8,50
10	14,30	8,50
11	14,30	8,70
12	14,00	8,90
13	14,00	9,10
14	13,70	9,60
15	13,70	10,30
16	13,40	10,60
17	13,40	10,60
18	12,90	10,80
19	12,60	10,80
20	12,00	11,10
21	12,00	11,40
22	11,70	11,40
23	11,40	11,40
24	11,10	11,60
25	11,10	11,80
26	11,10	11,80

Week	2020	2019
27	10,80	11,80
28	10,50	11,80
29	10,50	11,40
30	10,50	11,20
31	10,50	11,20
32	10,50	11,20
33	<b>10,50</b>	11,40
34		11,70
35		12,00
36		12,00
37		12,00
38		12,00
39		12,00
40		12,20
41		12,40
42		12,60
43		12,80
44		13,00
45		13,20
46		13,60
47		13,60
48		13,60
49		13,60
50		13,30
51		13,30
52		13,30
Average (week)	<b>12,56</b>	<b>11,08</b>

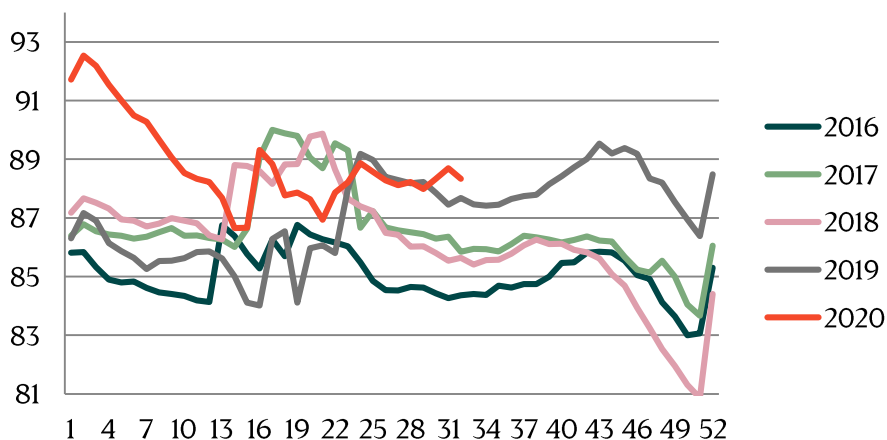


Best regards,  
**Danish Crown**

## Average weight, Danish Crown (dressed) kg

Week	2020	2019
1	91,72	86,31
2	92,53	87,17
3	92,18	86,90
4	91,54	86,14
5	91,01	85,87
6	90,49	85,64
7	90,28	85,26
8	89,66	85,53
9	89,07	85,54
10	88,53	85,63
11	88,33	85,84
12	88,23	85,86
13	87,68	85,62
14	86,65	85,01
15	86,66	84,11
16	89,32	84,01
17	88,84	86,28
18	87,77	86,54
19	87,87	84,11
20	87,64	85,97
21	86,94	86,07
22	87,87	85,80
23	88,21	87,99
24	88,87	89,18
25	88,57	88,98
26	88,28	88,40

Week	2020	2019
27	88,12	88,29
28	88,22	88,18
29	87,98	88,22
30	88,33	87,85
31	88,69	87,45
32	<b>88,33</b>	87,68
33		87,46
34		87,42
35		87,45
36		87,65
37		87,75
38		87,79
39		88,15
40		88,42
41		88,73
42		89,01
43		89,53
44		89,20
45		89,38
46		89,18
47		88,34
48		88,20
49		87,54
50		86,95
51		86,38
52		88,49
Average (week)	<b>88,89</b>	<b>87,12</b>

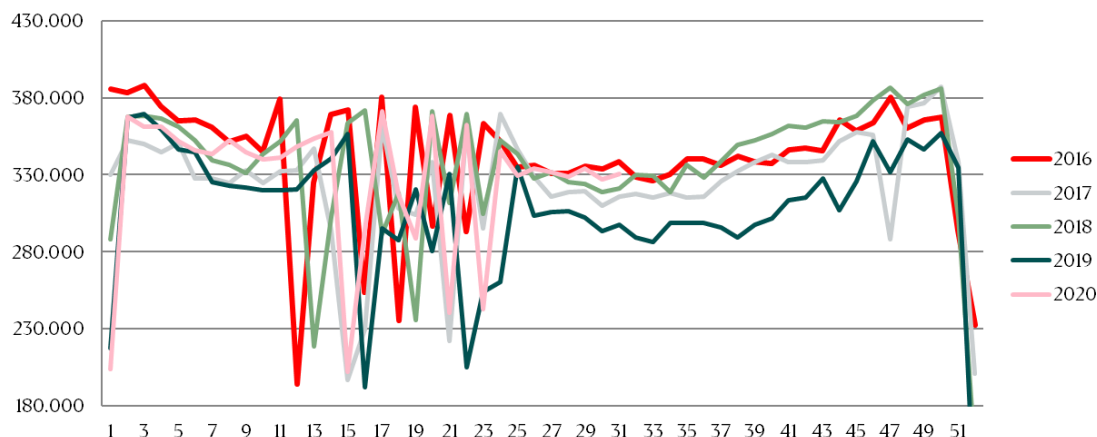


Best regards,  
**Danish Crown**

## Total killings Denmark (98 % of all slaughterings)

Week	2020	2019
1	50.209	40.367
2	63.378	63.329
3	63.402	63.408
4	60.747	61.468
5	61.019	60.896
6	59.845	59.523
7	58.095	60.227
8	56.897	60.695
9	60.033	59.326
10	59.724	62.005
11	61.817	61.619
12	63.130	60.030
13	59.585	60.311
14	59.247	59.040
15	56.629	61.006
16	52.081	54.587
17	61.680	53.110
18	54.760	52.555
19	60.222	58.603
20	63.225	58.518
21	55.570	60.282
22	58.517	49.073
23	56.849	63.195
24	62.218	53.936
25	59.332	59.462
26	60.534	57.454

Week	2020	2019
27	331.436	305.588
28	328.724	306.207
29	333.829	302.079
30	327.143	293.137
31	<b>330.650</b>	297.507
32		289.400
33		286.044
34		298.781
35		298.500
36		298.972
37		295.801
38		289.367
39		297.225
40		301.453
41		313.505
42		315.497
43		327.400
44		307.094
45		325.911
46		351.608
47		331.687
48		352.773
49		346.580
50		356.984
51		334.560
52		110.631
<b>Average (week)</b>	<b>326.483</b>	<b>306.960</b>
<b>Total (year)</b>	<b>10.120.979</b>	<b>15.961.934</b>

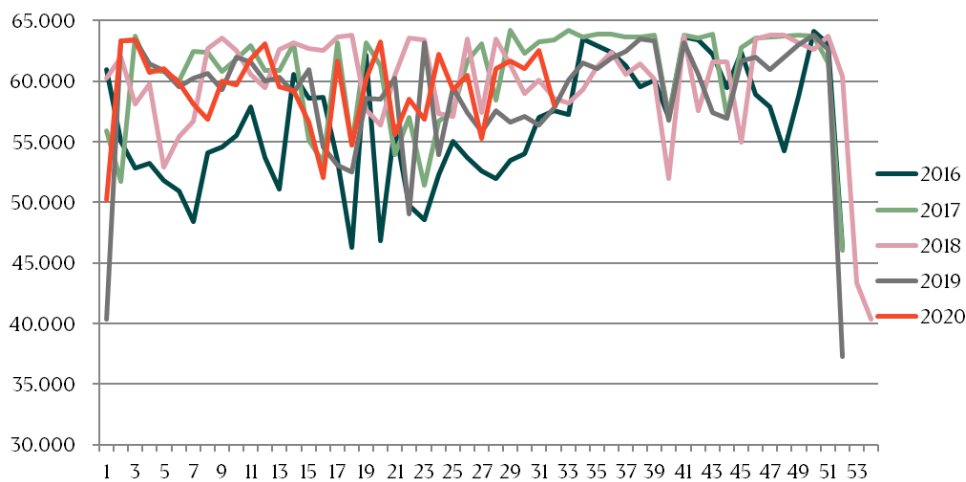


Best regards,  
**Danish Crown**

## Weekly slaughtering's Danish Crown Essen

Week	2020	2019
1	50.209	40.367
2	63.378	63.329
3	63.402	63.408
4	60.747	61.468
5	61.019	60.896
6	59.845	59.523
7	58.095	60.227
8	56.897	60.695
9	60.033	59.326
10	59.724	62.005
11	61.817	61.619
12	63.130	60.030
13	59.585	60.311
14	59.247	59.040
15	56.629	61.006
16	52.081	54.587
17	61.680	53.110
18	54.760	52.555
19	60.222	58.603
20	63.225	58.518
21	55.570	60.282
22	58.517	49.073
23	56.849	63.195
24	62.218	53.936
25	59.332	59.462
26	60.534	57.454

Week	2020	2019
27	55.300	55.853
28	61.076	57.615
29	61.663	56.638
30	61.043	57.069
31	62.529	56.393
32	58.016	57.813
33		60.073
34		61.488
35		61.071
36		61.898
37		62.502
38		63.527
39		63.325
40		56.780
41		63.150
42		60.543
43		57.436
44		56.962
45		61.664
46		61.984
47		60.934
48		61.976
49		63.046
50		63.812
51		62.634
52		37.264
<b>Average (week)</b>	<b>59.324</b>	<b>58.798</b>
<b>Total (year)</b>	<b>1.898.372</b>	<b>3.057.475</b>
<b>Change (week)</b>	<b>0,90%</b>	<b>-2,32%</b>



Best regards,  
**Danish Crown**

## Top 10 importers of Danish pork meat

The top 10 is ranked based on the value of the Danish Export of pork meat in January - May 2020. All pork meat (incl. live pigs) is included in the figures below

Country	January - May 2020		January - May 2019	
	Value in billion DKK	Tonnage	Value in billion DKK	Tonnage
Chian/Hong Kong	4.256	1.649	234.099	126.890
Germany	3.427	2.729	180.368	201.478
Poland	2.422	1.858	114.464	116.783
UK	1550	1.373	73.192	80.178
Japan	1.197	1.541	34.293	50.990
Italy	744	711	39850	45.911
Australia	320	503	12222	23.779
USA	316	270	10456	10.694
Sweden	235	230	9590	9.824
Netherlands	205	173	12346	14.245
<b>Top 10 total</b>	<b>14.672</b>	<b>11.037</b>	<b>720.880</b>	<b>680.772</b>
Other countries	1.709	1.647	68.941	75.485
<b>Total</b>	<b>16.381</b>	<b>12.684</b>	<b>789.821</b>	<b>756.257</b>

Best regards,  
**Danish Crown**

## Denmark's export of pork meat *Jan – May 2020*

**January - May 2020**

	Total
Germany	180.368
Poland	114.464
Italy	39.850
Netherlands	12.346
Sweden	9.590
Spain	7.929
Romania	4.521
France	4.100
Other EU countries	23.159
<b>EU total</b>	<b>396.327</b>
China	231.463
UK	73.192
Japan	34.293
Australia	12.222
USA	10.456
South Korea	6.275
Philippines	6.052
Hong Kong	2.930
Canada	2.636
Other 3. countries	19.976
<b>3. countries total</b>	<b>393.494</b>
<b>Export total</b>	<b>789.821</b>

**January - May 2019**

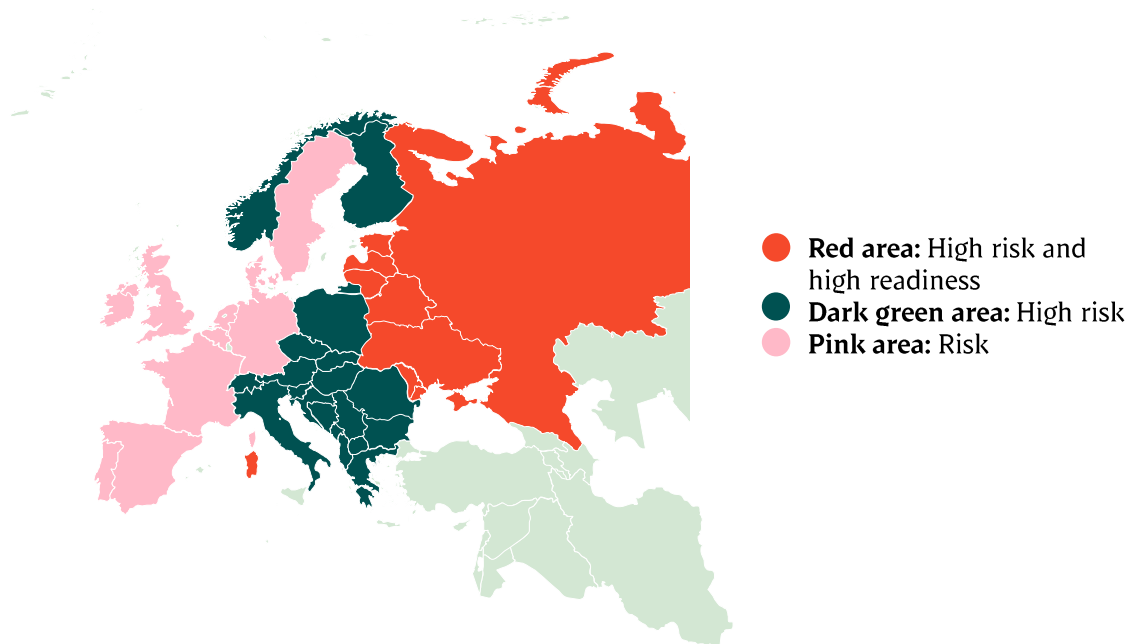
	Total
Germany	201.478
Poland	116.783
Italy	45.911
Netherlands	14.245
Sweden	9.824
Spain	7.368
France	6.520
Greece	3.203
Other EU countries	22.350
<b>EU total</b>	<b>427.682</b>
China	123.316
UK	80.178
Japan	50.990
Australia	23.779
USA	10.694
South Korea	8.425
Taiwan	4.878
Hong Kong	3.574
Canada	2.836
Other 3. countries	19.905
<b>3. countries total</b>	<b>328.575</b>
<b>Export total</b>	<b>756.257</b>

Best regards,  
**Danish Crown**

## African swine fever

The EU Commission's reporting system for African swine fever for EU countries and Ukraine has been updated until 27<sup>th</sup> of July.

Country	Period July 27 <sup>th</sup> - August 2 <sup>nd</sup>		Year to date January 1 <sup>st</sup> - August 2 <sup>nd</sup>		2019		2018	
	Pigs	Wild boars	Pigs	Wild boars	Pigs	Wild boars	Pigs	Wild boars
Estonia		4		38		80		230
Latvia		6	3	177	1	369	10	685
Lithuania	1	5	2	146	19	464	51	1,443
Poland	11	24	25	2,915	48	2,468	109	2,438
Italy				32	1	60	10	64
Ukraine			9	4	42	11	105	41
Czech Republic								28
Romania	33	12	401	590	1,724	683	1,163	170
Hungary		56		3,238		1,598		138
Bulgaria		6	17	370	44	165	1	5
Slovakia		6	1	138	11	27		
Serbia			12	41	18			
Moldova			1	30				
Belgium				3		482		161
Greece								
<b>Total</b>	<b>45</b>	<b>119</b>	<b>471</b>	<b>7,722</b>	<b>1,908</b>	<b>6,407</b>	<b>1,449</b>	<b>5,403</b>



Best regards,  
**Danish Crown**



## African swine fever outbreaks in China



Cities/Regions		
Shenyang	Harbin	Great Khinogan Mountains
Zhengzhou	Yunnan	Yulin
Lianyungang	Jinshan	Guigang
Wenzhou	Jiangxi	Chongqing
Xuancheng	Shaanxi	Bome
Wuxi	Heilongjiang	Bayi
Chuzhou	Tongzhou	Gongbo'gyamda
Jiamusi	Linfen	Urumqi
Tongling	Daitongzhuangcun	Hubei
Xilin Gol	Qianshanzhen	Shizhu
Wuhu City	Huxian	Chengmai
Jilin	Dongjiang Avenue	
Songyuan	Yongning	
Gongzhuling	Siyang	
Horqin	Jiangsu	
Hohhot	Suihua	
Yingkou	Guizhou	
Zhaotong	Sanming	
Luotian	Zhuhai	
Baojing	Jinan	
Qingyang	Jinzhou	
Wuxue	Panjin	
Sichuan	Xushui	